



CITY OF

ILLINOIS

# DEPARTMENT OF COMMUNITY DEVELOPMENT

200 WEST DOUGLAS  
 JACKSONVILLE, ILLINOIS 626502094  
 JACKSONVILLE(217) 4794620  
 MSCOTT@JACKSONVILLEIL.GOV

WWW.JACKSONVILLEIL.COM

## POOL PERMIT APPLICATION

Applicant to complete sections I-IV

DATE RECEIVED:

<b>I, Project Owner Information</b>					
Project Address				Zoning District	
Home Owner's Name		Phone		Email	
Owner's Address		City		State	Zip
<b>II. Pool Contractor Information</b>					
Company Name			Contact Name		
Contractor Address		Phone		cell	
City	State	Zip	Email		
<b>III. Electrical Contractor</b> (Required for in-ground and above-ground non-starable pools):					
<b>IV. Project Information</b>					
Pool Type:	In-ground	Above-Ground	Storable? (YIN)	Pool Height (Above Grade)	Cost of Construction
Is the pool surrounded by a fence or barrier at least 48 inches in height above finished ground level?			Yes <input type="checkbox"/>	No <input type="checkbox"/>	Is pool equipped with a raisable, lockable ladder? Yesr---  No
Is the pump protected by a Ground Fault Circuit Interrupter (outlet, integrated, breaker, etc.)?					

Dimensions of the Swimming Pool

Signature

Date

**X**

Application Accepted By


Date

## Pool Location Worksheet


Instructions:

1. Select the "Interior Lot" or "Corner Lot" diagram below whichever better represents the configuration of the lot upon which the pool is to be construction.
2. Sketch the location of the proposed pool on the appropriate diagram.
3. Indicate distances from property lines and Rights-of-Way.

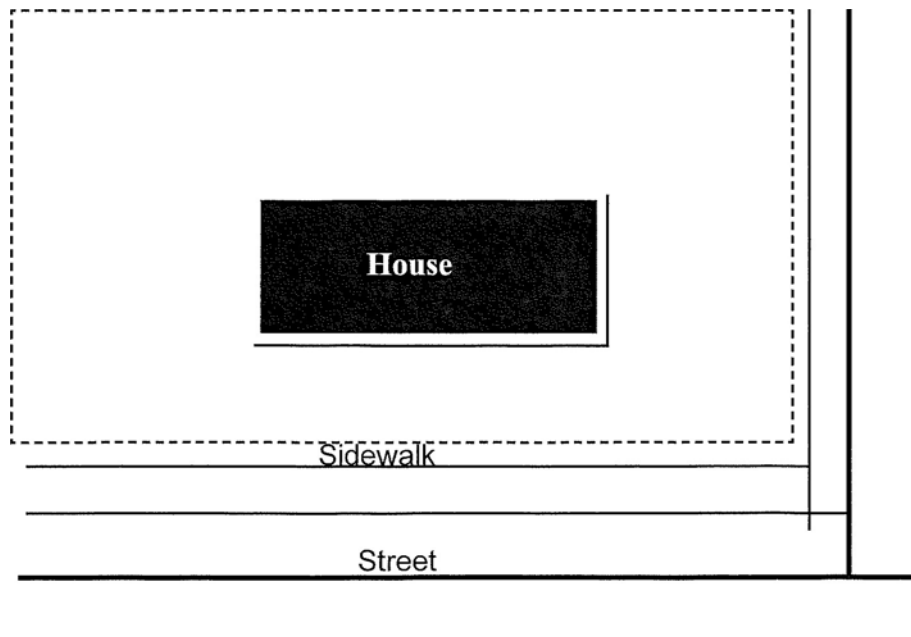
Interior Lot



Sidewalk



Corner Lot



## Swimming Pools

The following are the partial requirements for swimming pool installation in the City of Jacksonville. This information is meant to be a guide only. Other rules and regulations may apply. \*(1.E. Electrical Requirements) The final interpretation of code compliance lies with the Inspection Department Staff. A building permit is required for installation of swimming pools covered by this information.

These requirements apply to all pools having a minimum water depth of 24 inches. This includes pools, spas, and hot tubs.

### LOCATIONS

Swimming pools shall be located in the rear yard, not less than 6' from any side or rear property line nor less than 10' from any principle structure and 20' from any neighboring structure. Pools shall not be located on any easement.

### BARRIERS

An outdoor pool, spa, or hot tub shall be provided with a barrier, fence, or enclosure that meets the following requirements.

The top of the barrier shall be a minimum of 48" above the grade, measured from the side that faces away from the pool.

Openings in the barrier shall not allow the passage of a 4" sphere nor be designed in such a way that will allowed climbing or scaling. Chain link fences, used as a barrier, shall have a maximum mesh size of 1 1/4" or

have permanent slats that will reduce the openings to a maximum of 1 3/4". When diagonal materials, such as lattice are used for a barrier, the opening form shed shall not exceed 1 3/4".

Pedestrian access gates shall open outward away from the pool, shall be self-closing, and have a self-latching device. Where an above ground pool structure is used as a barrier or where the barrier is mounted on top of the pool structure and the means of access is a ladder or steps then the ladder or steps shall be capable of being secured, locked or removed to prevent access, or the ladder or steps shall be surrounded by an acceptable approved barrier.

Where a wall of a dwelling serves as part of the barrier, one of the following shall apply.

#### 1 . Alarms

All doors with direct access to the pool through that wall shall be equipped with an alarm which produces an audible warning when the door and its screen, if present, are opened. The alarm shall sound continuously for a minimum of 30 seconds immediately after the door is opened. The sound of the alarm shall be distinctive. The alarm shall automatically reset under all conditions. The alarm shall be equipped with manual means, such as touch pads or switches, to deactivate temporarily the alarm for a single opening from either direction. Deactivation shall not be for more than 15 seconds. Deactivation switches or touch pads shall be located a minimum of 54" above the walking surfaces.

OR

2. Pool Cover The pool shall be provided with an approved power safety cover.

The following are exempt from the barrier requirements:

Spas or hot tubs with an approved safety cover.

Fixtures that are drained after each use,

## Typical Site Plan

