



Constant Contact Survey Results

Survey Name: VMA Annual Survey 2018

Response Status: Partial & Completed

Filter: None

10/9/2018 1:11 PM EDT

TextBlock:

The Village Council is seeking resident input on Village services and operations. We plan to use the resident feedback to inform the decision-making process and set Village priorities. The survey should take less than 10 minutes to complete. So, please participate! Please submit the survey only once for each resident. The survey will be open for 2 weeks from September 21st, 2018 to October 7th, 2018. Survey results will be shared in the October Council meeting and subsequent newsletter.

Overall, how satisfied are you with the Village operations?

Answer	0%	100%	Number of Response(s)	Response Ratio
Extremely satisfied			96	57.1 %
Somewhat satisfied			43	25.5 %
Neither satisfied nor dissatisfied			13	7.7 %
Somewhat dissatisfied			4	2.3 %
Extremely dissatisfied			0	0.0 %
No Response(s)			12	7.1 %
Totals			168	100%

If you would like to share your experience with the Village, please describe below.

35 Response(s)

If you have contacted the Village office within the last year, how quickly did the Village office staff respond to your request?

Answer	0%	100%	Number of Response(s)	Response Ratio
Within the same day			86	51.1 %
Within 3 business days			31	18.4 %
Within one week			2	1.1 %
Never received a response			3	1.7 %
N/A			27	16.0 %
No Response(s)			19	11.3 %
Totals			168	100%

If you have contacted anyone on the Village Council within the last year, how quickly did the Council Member(s) respond to your request?

Answer	0%	100%	Number of Response(s)	Response Ratio
Within the same day			21	12.5 %
Within 3 business days			13	7.7 %
Within one week			3	1.7 %
Never received a response			4	2.3 %
N/A			108	64.2 %
No Response(s)			19	11.3 %
Totals			168	100%

Most of the Village budget is spent on providing our residents with services. These services often exceed what is provided by the county, such as bi-weekly trash collection from the side yard, police patrols, and Village-sponsored events. Please indicate any changes in services you would like the Village Council to consider, keeping in mind the additional expense the Village would incur from providing such services.

68 Response(s)

I believe the enforcement of the building codes has been fair and effective.

Answer	0%	100%	Number of Response(s)	Response Ratio
Strongly agree			15	8.9 %
Agree			48	28.5 %
Neither agree nor disagree			62	36.9 %
Disagree			13	7.7 %
Strongly disagree			0	0.0 %
No Response(s)			30	17.8 %
Totals			168	100%

If you selected disagree or strongly disagree in question 8, please describe your experience.

17 Response(s)

The Village staff sends regular communications to residents about upcoming events, issues under consideration by the Council, and messages from local police. If you would like to receive additional information from the Village office, please list it here.

19 Response(s)






If the Village added resident email addresses to the directory, would you make your email address available for this purpose?

Answer	0%	100%	Number of Response(s)	Response Ratio
Yes			104	61.9 %
No			30	17.8 %
No Response(s)			34	20.2 %
Totals			168	100%




Do you believe the 2018 election was conducted in a fair and open manner? If you have any recommendations or comments, enter them in the comment box.

Answer	0%	100%	Number of Response(s)	Response Ratio
Yes			114	67.8 %
No			3	1.7 %
No Response(s)			51	30.3 %
Totals			168	100%









The Village is exploring offering composting as a new service to residents. If the service is approved, a Request for Proposals would be put out by the Village, ensuring the chosen contractor utilized best practices for our environment. The cost of such a program would depend on participation rates, but would be roughly \$20 - \$35 per (participating) household per month. For additional information on composting, please visit the EPA or State of Maryland Department of Environment websites: Please select the option that best matches your interest in such a program.

Answer	0%	100%	Number of Response(s)	Response Ratio
I support Village funds being used for the service, and would participate in the program.			60	35.7 %
I support Village funds being used for the service, but would not participate in the program.			19	11.3 %
I do not support Village funds being used for the service, but would participate in the program.			13	7.7 %
I do not support Village funds being used for the service, and would not participate in the program.			35	20.8 %
No Response(s)			41	24.4 %
Totals			168	100%

Do you support installing sidewalks at the north end of the Village on Thornapple Street and Delfield Street?

Answer	0%	100%	Number of Response(s)	Response Ratio
Yes			85	50.5 %
No			34	20.2 %
No Response(s)			49	29.1 %
Totals			168	100%

In which Village events have you participated in the past year (select all that apply)?

Answer	0%	100%	Number of Response(s)	Response Ratio
Monthly Council meeting			29	21.9 %
Halloween			48	36.3 %
Independence Day/4th of July			39	29.5 %
Valentine's wine tasting at La Ferme			37	28.0 %
Celebration on the Sidewalk/Election			73	55.3 %
Movie Night in the Park			16	12.1 %
I have not participated in any Village events			31	23.4 %
Other			11	8.3 %
Totals			132	100%

Please list, if any, other events that you would like the Village to organize or host.

26 Response(s)

Would you like to volunteer your time and expertise to the Village of Martin's Additions on a short-term or long-term basis? If so, please contact the Council directly at VMACouncil@googlegroups.com.

14 Response(s)

Do you have anything else you would like to share with the Village Council? For example, you could provide suggestions on what you would like to see more or less of in how we operate.

24 Response(s)

*Please select your street below.

Answer	0%	100%	Number of Response(s)	Response Ratio
Bradley Ln			9	5.3 %
Brookville Rd			2	1.1 %
Chestnut St			10	5.9 %
Cummings Ln			15	8.9 %
Delfield St			10	5.9 %
Melville Pl			2	1.1 %
Oxford St			2	1.1 %
Quincy St			10	5.9 %
Raymond St			16	9.5 %
Shepherd St			6	3.5 %
Summit Ave			15	8.9 %
Taylor St			6	3.5 %
Turner Ln			15	8.9 %
Thornapple St			12	7.1 %
No Response(s)			38	22.6 %
Totals			168	100%