



## Constant Contact Survey Results

**Survey Name:** VMA Annual Survey 2019 Part II

**Response Status:** Partial & Completed

**Filter:** None

4/1/2020 6:24 PM EDT

---

### TextBlock:

The Village Council is seeking resident input on Village services and operations. We use the resident feedback to inform the Council decision-making process and set Village priorities. The survey should take less than 10 minutes to complete. So, please participate! Please submit the survey only once for each household. The survey will be open from Friday, November 1, 2019, at 6 PM until Friday, November 15, 2019, at 11:59 PM. Survey results will be shared at the Thursday, November 21, 2019, VMA Council meeting.

---

Overall, how satisfied are you with the Village operations?








Answer	0%	100%	Number of Response(s)	Response Ratio
Extremely satisfied			39	44.8 %
Somewhat satisfied			35	40.2 %
Neither satisfied nor dissatisfied			5	5.7 %
Somewhat dissatisfied			3	3.4 %
Extremely dissatisfied			2	2.2 %
No Responses			0	0.0 %
No Response(s)			3	3.4 %
<b>Totals</b>			<b>87</b>	<b>100%</b>

---


If you would like to share your experience with the Village, please describe below.

30 Response(s)

If you have contacted the Village office within the last year, how quickly did the Village office staff respond to your request?

Answer	0%	100%	Number of Response(s)	Response Ratio
Within the same day			42	48.2 %
Within 3 business days			22	25.2 %
Within one week			4	4.5 %
Never received a response			4	4.5 %
N/A			10	11.4 %
No Responses			1	1.1 %
No Response(s)			4	4.5 %
<b>Totals</b>			<b>87</b>	<b>100%</b>








If you have contacted anyone on the Village Council within the last year, how quickly did the Council Member(s) respond to your request?

Answer	0%	100%	Number of Response(s)	Response Ratio
Within the same day			12	13.7 %
Within 3 business days			11	12.6 %
Within one week			3	3.4 %
Never received a response			3	3.4 %
N/A			51	58.6 %
No Responses			1	1.1 %
No Response(s)			6	6.8 %
<b>Totals</b>			<b>87</b>	<b>100%</b>

Most of the Village budget is spent on providing our residents with services. These services often exceed what is provided by the county, such as bi-weekly trash collection from the side yard, police patrols, and Village-sponsored events. Please indicate any changes in services you would like the Village Council to consider, keeping in mind the additional expense the Village would incur from providing such services. Note: Based on last year's survey results, the Council is considering adding a composting service. A request for proposal has been issued. We expect to have more information on this new service soon.

52 Response(s)

I believe the enforcement of the building codes has been fair and effective.

Answer	0%	100%	Number of Response(s)	Response Ratio
Strongly agree			6	6.8 %
Agree			25	28.7 %
Neither agree nor disagree			37	42.5 %
Disagree			6	6.8 %
Strongly disagree			2	2.2 %
No Responses			8	9.1 %
No Response(s)			3	3.4 %
<b>Totals</b>			<b>87</b>	<b>100%</b>





If you selected disagree or strongly disagree in question 6, please describe your experience.

10 Response(s)

The Village staff sends regular communications to residents about upcoming events, issues under consideration by the Council, and messages from local police. If you would like to receive additional information from the Village office, please list it here.

18 Response(s)

Do you believe the 2019 election was conducted in a fair and open manner? If you have any recommendations or comments, enter them in the comment box.

Answer	0%	100%	Number of Response(s)	Response Ratio
Yes			65	74.7 %
No			2	2.2 %
No Responses			16	18.3 %
No Response(s)			4	4.5 %
<b>Totals</b>			<b>87</b>	<b>100%</b>

Was getting information and the process of voting easy in the 2019 election?

Answer	0%	100%	Number of Response(s)	Response Ratio
Yes			78	97.5 %
No			2	2.5 %
<b>Totals</b>			<b>80</b>	<b>100%</b>

In which Village events have you participated in the past year (select all that apply)?

Answer	0%	100%	Number of Response(s)	Response Ratio
Monthly Council meeting			29	34.5 %
Halloween			27	32.1 %
Independence Day/4th of July			22	26.1 %
Adult Spring Fling			24	28.5 %
Celebration on the Sidewalk/Election			47	55.9 %
Movie Night in the Park			12	14.2 %
I have not participated in any Village events			16	19.0 %
Other			9	10.7 %
<b>Totals</b>			<b>84</b>	<b>100%</b>

Please list, if any, other events that you would like the Village to organize or host.

17 Response(s)

Would you like to volunteer your time and expertise to the Village of Martin's Additions on a short-term or long-term basis? If so, please contact the Council.

15 Response(s)

Do you have anything else you would like to share with the Village Council? For example, you could provide suggestions on what you would like to see more or less of in how we operate.

29 Response(s)

\*Please select your street below.

Answer	0%	100%	Number of Response(s)	Response Ratio
Bradley Ln			5	5.7 %
Brookville Rd			8	9.1 %
Chestnut St			5	5.7 %
Cummings Ln			3	3.4 %
Delfield St			4	4.5 %
Melville Pl			3	3.4 %
Oxford St			2	2.2 %
Quincy St			10	11.4 %
Raymond St			14	16.0 %
Shepherd St			7	8.0 %
Summit Ave			8	9.1 %
Taylor St			6	6.8 %
Turner Ln			8	9.1 %
Thornapple St			3	3.4 %
No Response(s)			1	1.1 %
<b>Totals</b>			<b>87</b>	<b>100%</b>