
REQUESTED COUNCIL MEETING DATE: October 05, 2021**ITEM:** RISE Neosho

ORIGINATING DEPARTMENT: Development Services**ATTACHMENTS:** Community Report

ROUTING ORDER:

CITY MANAGER:	David Kennedy	DATE:
CITY ATTORNEY	Jordan Paul	DATE:
DEPARTMENT HEAD:	Rachel Holcomb	DATE:
CITY CLERK:	Cheyenne Wright	DATE:
FINANCE DIRECTOR:	Daphne Pevahouse	DATE:

PURPOSE:

To answer a request from RISE about the use of the Lampo.

BACKGROUND:

Neosho RISE is completely volunteer-based & community supported.

They plan meet one night per week, hopefully on Tuesday evenings, January - December 2022.

They would like to ask Council if they can use the Lampo at no charge.

Neosho families will be recruited who are stuck in poverty & wanting to improve their quality of life. The families join as "members" of RISE (a year-long program). Each week the group meets for dinner (boxed dinners provided by Hope Kitchen), followed by a 45-min lesson. The curriculum is provided through the Drew Lewis Foundation and focuses on setting and achieving personal development goals, budgeting - finance - banking - debt management - credit scores, and building community. Our team provides facilitators to teach the material, and personal development managers to mentor/coach each family.

The RISE Initiative has shown wonderful success in Springfield, as shown in the attached 5-year report. Also enclosed is the 'needs assessment', which shows an astonishing need in Neosho.

RECOMMENDATION:

Staff is asking council for direction.

PUBLIC ASSISTANCE

TANF (cash assistance)

87 families per month **< 1%** county households

SNAP (food stamps)

6,983 recipients per month **12%** county individuals

Medicaid


10,038 recipients per month **17%** county individuals

\$88.3 | **MILLION**
spent annually

*Newton County data

NEOSHO, MO COMMUNITY REPORT

20
21



TRUE CHARITY
INITIATIVE

POVERTY

SOCIAL CAPITAL


total
population

12,054

24

% individuals living in poverty

MARRIED
43%



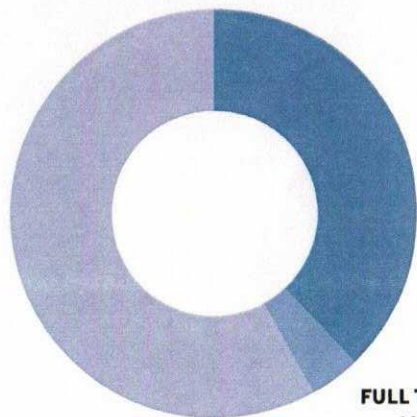
SINGLE FEMALE
48%

SINGLE MALE
9%

marital status of
households in poverty

employment status of
single people in poverty

NOT WORKING
58%



PART TIME
38%

FULL TIME
4%



WORK

41%

individuals (age 16+) not
participating in the labor force
*national average: 37%

ROOTEDNESS



individuals who changed living
situations in the past year
*national average: 14%

22%



MARRIAGE & FAMILY

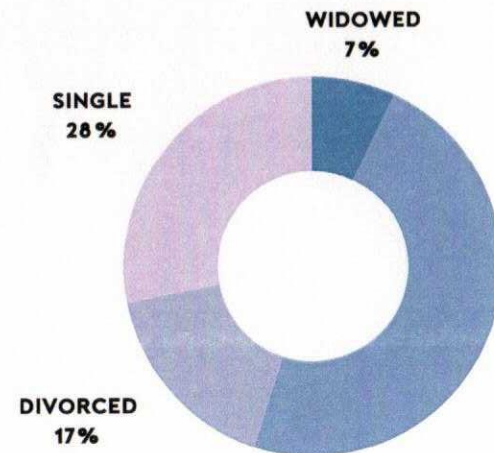
39%

babies born to unwed mothers
*national average: 40%

% unwed mothers
15-19 years old

53

SINGLE
28%



WIDOWED
7%

MARRIED
48%

marital status
in Monett

*all statistics derived from U.S. Census data