

Pekin Police Department

2009 Year End Report



“Investing In Our Future”

**PEKIN POLICE DEPARTMENT ANNUAL REPORT
2009**

Table of Contents

Mission Statement	3
Chief's Letter	4
Offenses and Service Data	5
UCR Index	7
Offenses Reported to Police	8
Criminal Arrests	14
Juvenile Unit	21
Special Services (Criminal Investigations)	29
Traffic Arrests	31
Warning Tickets	35
Accidents Reported to Police	37
Parking Enforcement	39
Income (Fines & Other)	41
K-9 Unit	43
Crime Prevention	45
D.A.R.E.	47
Police Training	49
Explorers	51
Citizens on Patrol (C.O.P.)	53
Organizational Chart	55



MISSION STATEMENT

The mission of the Pekin Police Department, a committed, service-oriented agency, is to protect life, human rights and property through an effective, proactive Partnership with the community.

BELIEF STATEMENTS

We believe the department should strive to be progressive, receptive and innovative in the performance of our duties.

We believe an open exchange of information and ideas benefits both the department and the community.

We believe that the life, human rights and property of all citizens must be protected.

We believe that a proactive partnership with the community is essential in providing a safe environment for all citizens.

We believe that all people must be treated fairly, impartially, and with respect and dignity.

We believe that the department must effectively and efficiently use its manpower and resources.

We believe that each officer must be committed to the community and the City of Pekin must be committed to its officers.

We believe the City of Pekin and each member of the department must support the mission to be accomplished.

We believe that officers must strive to earn the public's trust by the manner in which they conduct themselves.

We believe officers must be fully trained and equipped on an on going basis to best serve the community.



City Manager Kief,
Mayor Dunn,
City Council members,
Fellow Citizens,

I am pleased to submit the Pekin Police Department's Annual Report for 2009. This report provides an excellent resource for information concerning the City of Pekin's crime statistics as well as the department's policing activities and community outreach.

Calendar year 2009 was a year of change for the police department in that the agency experienced the retirement of several veteran officers and civilian employees, including twelve year Police Chief Timothy Gillespie. Although my appointment as the newly selected chief signals a change in personnel and perhaps methodology, our mission remains the same – serving our citizens by maintaining a quality of life that is conducive to growing strong families and therefore a strong community.

Overall, the department experienced fewer reported crimes (5,767 in 2009 versus 5,989, in 2008) yet our crime rate for FBI part 1 crimes, upon which comparative crime data is normally based, rose by 2.8%. In perspective, our 2009 crime index is actually the same as in calendar year 2004. The reported increase, however slight, will warrant our full attention as we seek to maintain a safe and prosperous community.

Part 1 crimes comprised less than 5% of the police department's 23,538 calls for service this past year. Among other enforcement activities, our officers also completed 2,766 criminal arrests, issued 5,770 traffic citations and handled 1,103 traffic crashes in a concerted effort to keep our community safe.

The Pekin Police Department is well aware that enforcement activities alone will not accomplish our overall goals for a safe community. As a result, officers and support staff were heavily involved in outreach programs such as our "Cops for Kids" program, D.A.R.E., Explorers Post and Crime Prevention. We also endeavor to bring the community into our department through our "Citizens on Patrol" program and the Pekin Police Foundation.

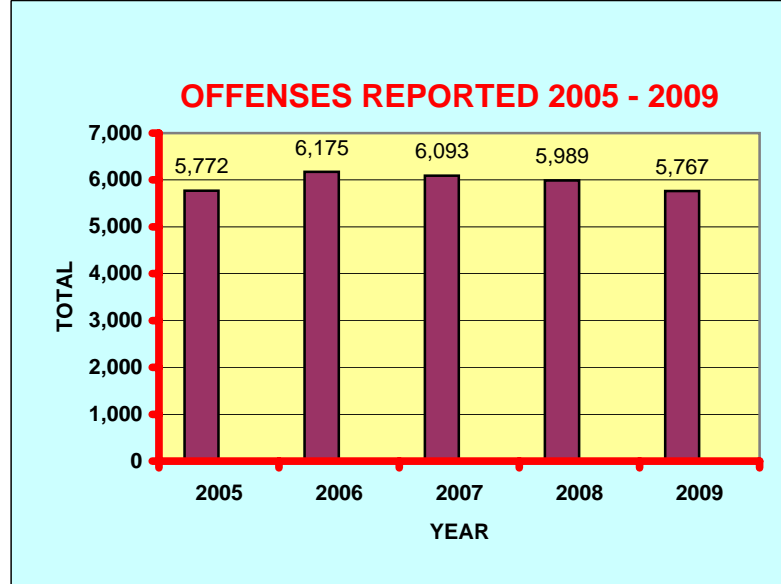
Excellence in our personnel continues to be the key to providing successful service to our community. I am extremely proud of the dedicated, service oriented officers and support staff that represent the Pekin Police Department. It is my pleasure and honor to present their public safety efforts through this 2009 year end report.

Ted A. Miller
Chief of Police

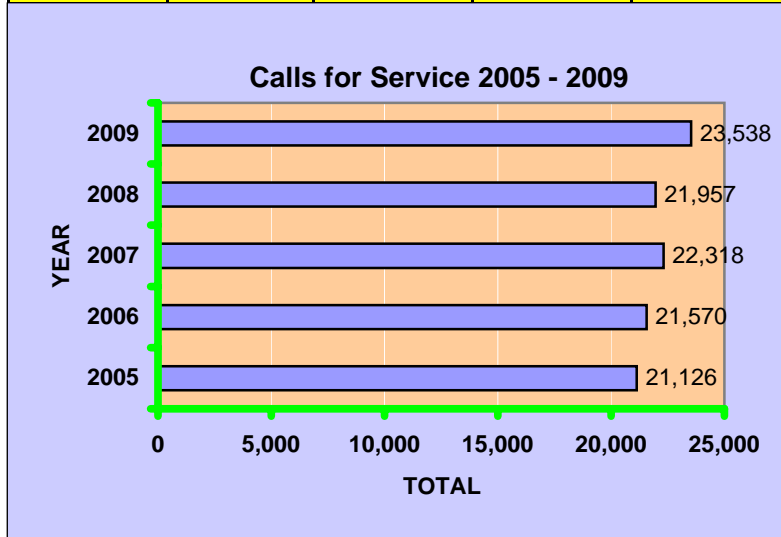
OFFENSES/SERVICE DATA

2009

Offenses Reported 2005 - 2009				
2005	2006	2007	2008	2009
5,772	6,175	6,093	5,989	5,767



Calls for Service 2005-2009				
2005	2006	2007	2008	2009
21,126	21,570	22,318	21,957	23,538



**CRIME INDEX OFFENSES/CRIME RATES 2008 - 2004
(UNIFORM CRIME REPORTING INDEX)**

Year	Population	Rate Per 100,000	Total Crime Index	Murder	Criminal Sexual Assault	Robbery	Agg. Assault/ Battery	Burglary	Theft	Motor Vehicle Theft	Arson
2009	33,421	3,378.1	1,129	0	30	10	120	209	710	51	3
2008	33,399	3,287.5	1,098	0	22	7	99	165	755	47	6
2007	33,362	3,366.1	1,123	1	32	14	98	157	726	86	9
2006	33,326	3,207.7	1,069	1	12	11	102	192	704	42	5
2005	33,282	3,308.1	1,101	0	21	7	127	176	697	57	16
2004	33,188	3,401.8	1,129	0	39	13	137	177	717	38	8

Percentage Change Increase/Decrease Between 2009/2008

% Chg.	0.07%	2.8%	2.8%	0.0%	36.4%	42.9%	21.2%	26.7%	-6.0%	8.5%	-50.0%
--------	-------	------	------	------	-------	-------	-------	-------	-------	------	--------

OFFENSES/CALLS FOR SERVICE

2009

Offenses for 2005 - 2009

	2005	2006	2007	2008	2009	TOTAL
Abandoned Vehicle Private Property	12	1	1	1	2	17
Abandoned Vehicle Public Property	15	2	1	0	1	19
Abuse/Neglect of Long Term Care Patient	0	0	1	0	0	1
Accident Personal/Property	3	2	3	3	6	17
Aggravated Arson	1	0	2	1	0	4
Aggravated Assault	45	38	29	21	38	171
Aggravated Assault Firefighter	0	0	1	0	0	1
Aggravated Assault on Police	5	3	7	3	4	22
Aggravated Assault School Personnel	1	1	0	3	3	8
Aggravated Battery	52	45	44	58	45	244
Aggravated Battery of a Child	1	1	1	1	0	4
Aggravated Battery On Fire Fighter	0	0	1	0	0	1
Aggravated Battery On Police	17	17	11	12	11	68
Aggravated Battery School Personnel	5	2	6	3	13	29
Aggravated Battery Senior Citizen	2	0	1	1	0	4
Aggravated Criminal Sexual Abuse	13	17	14	30	21	95
Aggravated Criminal Sexual Assault	7	14	11	5	9	46
Aggravated Discharge of Firearm	0	0	0	2	0	2
Aggravated Domestic Battery	1	0	0	0	4	5
Aggravated Stalking	0	0	1	0	0	1
Aid Fugitive	0	0	0	1	0	1
Air Rifles	1	0	1	0	1	3
All Other Sex Offenses	3	2	1	2	8	16
Animal Abandonment / Cruel Treatment	1	1	2	2	1	7
Animal Bite	0	1	4	7	2	14
Armed Robbery	3	6	4	3	2	18
Armed Violence	0	1	0	0	0	1
Arson	16	5	7	6	2	36
Assault	35	30	29	21	30	145
Attempted Suicide	54	63	75	53	71	316
Attempted Murder	0	0	0	0	1	1
BAC Alcohol	41	58	47	92	79	317
Barking Dog	2	4	3	0	0	9
Battery	268	226	281	217	250	1242
Bicycle Accident	0	0	1	0	4	5
Bomb Threat	2	1	1	0	0	4
Borrowed Not Returned	3	11	10	3	4	31
Building Health/Safety Hazard	0	1	0	1	2	4
Burglary	50	37	39	29	38	193
Burglary From Motor Vehicle	195	179	176	215	226	991
Burglary MV Parts/Accessories	1	28	1	1	7	38
Business Burglary	34	56	37	43	43	213
Cannabis Plant	1	3	0	1	1	6
Casual Delivery	0	2	1	0	0	3
Check on the Well Being	0	0	2	0	0	2
Child Abandonment	0	0	0	0	1	1
Child Abduction	5	3	2	3	3	16
Child Abuse	15	20	15	1	0	51
Child Pornography	1	2	2	1	3	9
Computer Fraud	4	4	4	2	1	15
Computer Tampering	0	2	0	1	0	3
Concealing or Aiding a Fugitive	1	2	0	0	0	3
Contempt of Court	2	5	9	4	0	20

Contributing to the Criminal Delinq of Minor	0	0	3	6	3	12
Contributing to Delinquency of a Minor	7	14	15	0	4	40
Counterfeit Bills	5	0	0	1	2	8
Credit / ATM Card Fraud	25	45	51	34	54	209
Criminal Damage to Fire Equipment	1	0	0	0	0	1
Criminal Damage to Property	515	619	458	422	361	2375
Criminal Damage to State Supported Property	6	14	11	24	8	63
Criminal Defacement	0	2	3	4	12	21
Criminal Drug Conspiracy	1	0	0	6	5	12
Criminal Sexual Abuse	15	12	17	14	15	73
Criminal Sexual Assault	14	14	17	11	19	75
Criminal Trespass to Land	44	29	43	41	48	205
Criminal Trespass to Railroad	0	2	0	0	0	2
Criminal Trespass to Residence	37	50	49	37	33	206
Criminal Trespass to State Land	3	7	0	0	3	13
Criminal Trespass to Vehicle	13	23	22	20	21	99
Curfew	22	48	44	42	19	175
Cyber Stalking	0	0	0	0	2	2
Dangerous / Noxious Dog	4	2	0	1	0	7
Deceptive Collection Practice	2	0	0	0	0	2
Deceptive Practice	58	67	45	39	31	240
Defacing ID Marks on Firearms	2	0	0	0	0	2
Delivery of Cannabis (30 Grams and Under)	2	2	6	7	3	20
Delivery of Cannabis (Over 30 Grams)	4	3	0	0	6	13
Delivery To Persons Under 18	0	0	2	1	0	3
Disobedience to Police	6	6	2	1	3	18
Disorderly Conduct	215	234	261	207	224	1141
Dog/Cat at Large	11	8	4	3	3	29
Domestic Battery	385	346	457	350	314	1852
Drag Racing	0	2	1	2	0	5
DUI - Alcohol	100	134	97	165	144	640
DUI - Drugs	1	10	8	9	17	45
Driving While License Revoked / Suspended	121	63	104	225	259	772
Drug/Inflict Bodily Harm	0	1	0	0	0	1
Duty to Report	3	0	0	0	0	3
Embezzlement	0	2	0	0	0	2
Endanger Life/Health of a Child	5	20	9	21	12	67
Escape	1	2	0	0	0	3
Eavesdropping	0	0	0	0	1	1
Fail to Give Aid	1	0	0	0	0	1
Fail to Report Accident	1	0	0	0	0	1
Fail to Report Child Abuse/Neglect	0	0	0	3	7	10
Fail to Report Domestic Violence	0	0	1	0	0	1
False Affidavit	0	1	0	0	0	1
False Auto Insurance	1	1	4	2	1	9
False Fire Alarm	0	0	1	0	0	1
False Personation	0	0	1	0	1	2
False Police Report	9	2	10	7	5	33
False Prescription	1	1	0	4	3	9
False Title	0	0	0	0	1	1
Falsify Name	0	1	0	2	1	4
Financial Exploitation Elderly/Disabled	2	9	3	5	7	26
Fire	4	7	4	11	14	40
Firearms Accident	0	1	0	0	1	2
Fireworks	1	2	1	4	1	9
First Degree Murder	0	1	1	0	0	2
First Degree Murder (Attempt)	0	3	0	0	1	4

Flee/Attempt Elude Police Officer	8	20	13	8	8	57
Forgery	39	50	44	36	34	203
Found Person	0	1	1	0	0	2
Found Property	23	24	12	20	21	100
Fraud	0	0	0	5	11	16
Fraudulent Use of ID	0	4	2	2	2	10
Gambling Device	1	1	0	0	0	2
Harassment by Telephone	46	51	68	59	64	288
Harboring a Runaway	0	0	0	3	0	3
Harmful Material	1	0	0	2	3	6
Hate Crime	10	3	6	7	6	32
Hit & Run (PD)	20	31	20	35	33	139
Home Accident	1	0	2	2	2	7
Home Improvement Fraud	0	0	0	0	1	1
Home Invasion	10	6	9	7	11	43
Homicide (Drug Induced)	1	1	0	0	0	2
Identity Theft	5	1	18	21	19	64
Illegal Consumption By a Minor	45	84	118	80	53	380
Illegal Possession By a Minor	3	11	9	6	5	34
Illegal Transportation of Alcoholic Liquor	32	23	31	30	23	139
Impersonation of Peace Officer	2	1	1	1	0	5
Improper Use of Drivers License	1	0	0	0	0	1
Improper Use of Registration	7	6	6	10	10	39
Indecent Solicitation of Child	3	0	0	0	0	3
In-State Warrant	486	468	604	598	512	2668
Interfere w/ Emergency Communications	19	6	13	8	9	55
Interfere w/ Judicial Procedure	1	1	1	0	1	4
Interfere w/ Reporting Domestic Battery	6	13	8	3	4	34
Intimidation	6	5	2	7	6	26
Intoxicating Compounds (Huffing)	0	0	1	0	0	1
Keeping a Gambling Place	1	0	0	0	0	1
Kidnapping (Attempt)	3	0	0	0	0	3
Leave Scene of Accident	0	0	0	0	2	2
Liquor Act Violation	1	6	0	0	0	7
Littering	3	4	2	7	1	17
Look-A-Like Controlled Substance	0	1	0	0	1	2
Lost Property	32	28	31	36	40	167
Loud Noises	9	4	1	2	3	19
Malicious Mischief	0	0	1	0	0	1
Mail Fraud	0	1	0	0	0	1
Manufacture & Delivery of Controlled Substance	20	11	5	5	6	47
Manufacture Meth	0	0	0	0	17	17
Mental Case	5	9	8	6	8	36
Meth Production (Conspire/participate)	0	7	1	7	0	15
Meth Related Child Endangerment	0	0	0	1	0	1
Minor Requiring Authoritative Intervention	8	1	0	0	0	9
Misrepresentation Age By a Minor	0	1	0	0	0	1
Missing Person	13	23	20	18	11	85
Mob Action	7	11	8	9	12	47
Money Laundering	2	0	0	0	0	2
Motor Vehicle (PD)	1	5	0	2	0	8
Motor Vehicle Anti-Theft Law	0	0	0	1	0	1
Motor Vehicle Theft	57	56	79	47	52	291
Motorist Assist	0	0	0	1	0	1
Natural Causes (Death)	25	27	32	31	35	150
Neglect of A Child	45	41	26	46	33	191
Neglect of Elderly	0	1	3	0	1	5

No Drivers License	27	29	35	41	22	154
No F.O.I.D.	3	2	6	3	1	15
No Registration	4	6	6	5	4	25
Obscene Telephone Calls	4	0	3	2	2	11
Obscenity	1	0	0	0	0	1
Obstructing Justice	19	33	22	29	23	126
Occupational Accident	0	0	0	0	1	1
OP MV w/ Suspended Registration	9	15	10	22	18	74
OP Uninsured MV	91	98	91	108	81	469
Other Investigations	91	76	94	105	107	473
Other Trouble	51	46	42	39	43	221
Out-of-State Warrant	3	3	4	11	6	27
Parking Violations	11	10	0	0	1	22
Parole Violation	2	2	1	0	0	5
PD Non-Collision Acc./Ran off Roadway	1	0	0	0	0	1
Pedestrian Under the Influence	0	3	0	0	0	3
Peeping Tom	2	0	1	1	0	4
Permit Underage Gathering	1	2	1	0	0	4
Personal Injury (PP)	1	2	0	0	0	3
Possession Key for Coin Operated Machine	1	0	0	0	0	1
Possession of Alcohol in Public	0	15	0	2	1	18
Poss/Deliver Anhydrous Ammonia	0	0	0	4	2	6
Possession of Burglary Tools	2	0	1	1	3	7
Possession of Cannabis (30 Grams and Under)	87	115	108	146	113	569
Possession of Cannabis (Over 30 Grams)	3	6	3	9	5	26
Possession of Controlled Sub w/Intent to Deliver	9	0	8	4	6	27
Possession of Controlled Substance	37	49	41	55	56	238
Possession of Drug Equipment	108	110	132	224	161	735
Possession of Hypodermic Needle	5	2	2	2	2	13
Poss/Del of Meth	0	0	0	7	2	9
Possession of Meth Materials	0	0	0	1	3	4
Possession of Precursors to Manufacture Meth.	0	5	2	32	43	82
Possession of Stolen Property	11	25	16	14	17	83
Possession of Tobacco	7	14	11	11	12	55
Predatory Criminal Sexual Assault	4	4	5	4	4	21
Presence of Premises w/Minors w/Alcohol	0	0	0	3	6	9
Probation Violation	3	7	4	5	0	19
Property Damage (PP)	2	0	0	0	0	2
Prostitution	2	0	0	0	0	2
Public Accidents	2	2	2	5	8	19
Public Demonstration	0	0	0	1	0	1
Public Indecency	0	5	5	3	1	14
Purchase Pseudophedrine	0	0	0	10	0	10
Reckless Conduct	2	8	9	12	3	34
Reckless Discharge of Firearm	0	0	0	0	1	1
Reckless Driving	15	26	13	11	13	78
Refusing to Aid an Officer	2	0	0	0	0	2
Registration Suspended/Revoked	10	5	14	6	3	38
Residential Burglary	82	103	74	83	122	464
Resist, Obstruct, Disarm Officer	78	89	80	77	89	413
Retail Theft (\$150 and Under)	45	56	69	90	86	346
Retail Theft (Over \$150)	23	22	13	12	12	82
Robbery	4	8	3	4	8	27
Runaway	119	92	122	95	107	535
Sale of Liquor to a Minor	8	6	6	5	5	30
Sale Tobacco Products to Minors	0	7	4	3	4	18
Sale/Delivery Drug Paraphernalia	3	17	1	5	5	31

Seatbelts	18	22	17	25	11	93	
Services to Other Agencies	39	31	27	29	41	167	
Sex Offender Registration	136	140	194	204	215	889	
Sexual Exploitation of a Child	3	2	0	5	4	14	
Sick Cared For	7	5	11	11	13	47	
Smoking in Public Place	0	0	0	2	0	2	
Solicitation of a Sexual Act	3	0	0	6	2	11	
Solicit Juvenile for Prostitution	0	11	0	0	0	11	
Stalking	2	4	3	1	3	13	
Street In Need of Repair	0	0	0	0	7	7	
Suicide	1	3	4	6	0	14	
Suspicious Circumstances (Death)	8	3	2	9	11	33	
Suspicious Person/Auto	0	0	0	0	6	6	
Tamper w/Anhydrous Ammonia Equipment	0	0	0	1	0	1	
Tamper With Food / Drugs / Cosmetics	1	1	1	0	0	3	
Tamper With Mail	2	0	1	0	0	3	
Tattooing a Minor	1	2	0	0	1	4	
Telephone Threat	32	36	34	24	26	152	
Threatening a Police Office	0	0	0	1	0	1	
Theft (\$300 and Under)	241	307	221	296	232	1297	
Theft (Over \$300)	125	167	129	122	142	685	
Theft From Coin Operated Machine/Device	28	3	2	1	2	36	
Theft From Motor Vehicle (\$300 and Under)	25	7	52	8	4	96	
Theft From Motor Vehicle (Over \$300)	5	8	24	6	7	50	
Theft of Labor Services	21	20	21	15	9	86	
Theft Lost Property	1	3	1	2	2	9	
Theft of Motor Vehicle Parts or Accessories	6	11	5	5	3	30	
Throwing Missiles	1	2	0	0	0	3	
Truancy	42	14	9	2	3	70	
Unauthorized Videotaping	0	0	2	0	0	2	
Unlawful Possession Weapon by A Felon	1	2	1	2	0	6	
Unlawful Restraint	12	7	9	9	12	49	
Unlawful Sale Weapons	0	1	0	0	0	1	
Unlawful Storage of Weapons	0	1	1	2	8	12	
Unlawful Use Drivers License	0	1	3	2	0	6	
Unlawful Use of Residence	0	1	0	0	0	1	
Unlawful Use of Weapons	10	8	7	8	9	42	
Unlawful Visitation Interference	31	30	19	24	32	136	
Unlicensed Peddler	0	1	0	0	0	1	
Vehicle Invasion	0	0	2	0	0	2	
Violate Sex Offender Act	5	23	22	15	19	84	
Violation Bail Bond	1	0	1	1	4	7	
Violation Order of Protection	133	102	100	80	102	517	
TOTAL	5772	6175	6093	5989	5808	24029	
	-2%	7%	-1%	-2%	-3%		

CRIMINAL ARRESTS

2009

Criminal Arrest 2005 - 2009						
	2005	2006	2007	2008	2009	TOTAL
Abuse/Neg Long Term Care Resident	0	0	1	0	0	1
Aggravated Arson	2	0	1	0	0	3
Aggravated Assault	24	20	16	12	32	104
Aggravated Assault on Fire Fighter	0	0	1	0	0	1
Aggravated Assault on Police Officer	5	3	6	5	2	21
Aggravated Assault on School Personnel	4	0	0	1	1	6
Aggravated Battery	37	23	33	36	27	156
Aggravated Battery on Fireman	0	0	1	0	0	1
Aggravated Battery on Police Officer	14	16	11	9	10	60
Aggravated Battery on School Personnel	5	2	3	3	5	18
Aggravated Battery on Senior Citizen	2	0	0	0	0	2
Aggravated Battery to Child	1	1	1	0	0	3
Aggravated Criminal Sexual Abuse	4	2	4	4	9	23
Aggravated Criminal Sexual Assault	0	0	2	3	2	7
Aggravated Discharge of Weapon	2	0	0	2	0	4
Aggravated Domestic Battery	2	3	0	4	2	11
Aggravated Fleeing	1	0	0	0	0	1
Aggravated Unlawful Use of Weapons	1	0	0	1	0	2
Aid Fugitive	0	1	0	0	0	1
Anhydrous Ammonia	1	0	0	4	0	5
Animal Abuse	0	0	0	1	0	1
Armed Robbery	2	0	0	4	2	8
Armed Violence	0	1	0	0	0	1
Arson	8	0	3	6	0	17
Assault	14	16	14	21	34	99
ATM Fraud	8	2	0	0	0	10
Attempted Burglary	1	0	2	0	0	3
Attempted Murder	1	2	0	0	1	4
Barking Dog	0	3	3	0	0	6
Battery	124	113	135	91	111	574
Bomb Threat	2	0	0	0	0	2
Burglary	24	23	10	8	11	76
Burglary From Motor Vehicle	27	24	27	15	51	144
Business Burglary	16	25	15	14	10	80
Cannabis Plant	0	1	0	1	0	2
Child Abduction	1	0	0	0	1	2
Child Abuse	0	1	1	0	0	2
Child Pornography	0	1	0	0	1	2
Consumption of Alcohol By A Minor	109	237	306	205	169	1026
Consumption of Alcohol In Public	0	2	0	1	0	3
Contributing To The Delinquency of A Minor	1	12	16	6	5	40
Credit Card Fraud	0	8	8	10	11	37
Criminal Damage to Property	132	108	99	78	75	492
Criminal Damage to State Supported Property	3	11	8	2	0	24
Criminal Defacement of Property	0	0	0	0	23	23
Criminal Drug Conspiracy	0	0	0	0	1	0
Criminal Sexual Abuse	5	6	2	0	0	13
Criminal Sexual Assault	4	3	2	3	3	15
Criminal Trespass to Motor Vehicle	11	5	10	12	5	43
Criminal Trespass to Real Property	56	28	43	37	48	212

Criminal Trespass to Residence	16	23	26	19	13	97
Criminal Trespass to State Land	5	3	2	0	7	17
Cruel Treatment to Animals	1	0	1	0	2	4
Curfew	40	183	121	153	129	626
Dangerous Building	0	0	0	1	0	1
Deceptive Practice	10	15	4	13	4	46
Defacing ID Marks on Firearm	2	0	0	0	0	2
Delivery of Cannabis	3	8	9	7	6	33
Delivery of Cannabis to Under 18	0	2	0	0	0	2
Delivery of Controlled Substance	1	0	1	0	0	2
Deposit Snow In Roadway	0	0	0	0	2	1
Discharge Firearm In City	0	5	0	1	4	10
Disobedience To A Police Officer	7	5	1	0	1	14
Disorderly Conduct	138	204	218	200	259	1019
Dog Complaint	15	11	13	12	11	62
Domestic Battery	141	148	211	166	137	803
Duty to Report	3	8	0	0	0	11
Endangering The Life/Health of A Child	2	2	3	6	7	20
Escape	0	0	0	0	1	1
False Fire Alarm	0	0	1	0	0	1
False Personation	1	0	0	0	1	2
False Police Report	8	5	9	3	3	28
Farm Animals in City Limits	0	0	0	0	1	1
Felon in Possession of Firearm	0	1	1	2	0	4
Financial Exploitation of Elderly/Disabled	0	3	1	0	2	6
Fires	0	0	0	1	1	2
Fireworks	1	1	4	3	3	12
Fleeing / Eluding	1	0	0	1	0	2
Forgery	28	15	12	9	13	77
Fraud	0	0	0	0	1	1
Gambling	0	2	0	0	0	2
Harassment By Telephone	4	9	12	3	6	34
Harboring Runaway	0	0	0	1	0	1
Harmful Material	0	0	0	1	0	1
Hate Crime	13	4	3	3	3	26
Home Invasion	8	4	4	6	3	25
Identity Theft	0	1	1	1	1	4
Illegal Transportation of Alcohol	0	0	2	0	1	3
Impersonate Peace Officer	0	0	1	1	0	2
Interfere With Emergency Communications	11	3	7	5	4	30
Interference w/ Judicial Procedure	0	0	0	0	1	1
Interfere w/ Report Domestic Battery	13	9	9	6	1	38
Intimidation	1	2	0	1	2	6
Intoxicating Compound (Huffing)	0	0	2	0	3	5
Limited Custody	0	2	1	0	0	3
Littering	4	9	5	8	7	33
Look Alike Controlled Substance-Possession	1	3	0	0	2	6
Loud Disturbing and Unnecessary Noise	15	21	12	13	23	84
Malicious Mischief	0	0	1	0	0	1
Manufacture/Delivery Controlled Substance	1	1	7	2	8	19
Meth Child Endangerment	0	0	0	3	0	3
Meth Conspiracy	0	3	0	2	0	5
Meth Waste	0	0	0	1	1	2
Meth Production	0	5	1	9	5	20
Minor Requiring Authoritative Intervention	6	6	0	1	0	13

Misrepresentation of Age By Minor	0	1	1	0	0	2
Mob Action	18	13	3	11	6	51
Motor Vehicle Theft	9	13	13	12	10	57
Murder	0	1	1	0	0	2
Neglect Child	5	9	2	7	4	27
Neglect Elderly	0	1	0	0	0	1
No F.O.I.D. Card	4	1	2	0	1	8
No Solicitation Permit	3	0	0	0	0	3
Obstructing Justice	25	33	17	20	23	118
Open Burning	0	0	0	0	1	1
Peeping Tom	0	0	0	1	0	1
Permit Under Age Drinking	0	0	7	0	0	7
Permit Under Age Gathering	1	5	0	0	0	6
Possession of Alcohol By A Minor	4	32	6	8	3	53
Possession of Alcohol In Public	0	6	5	3	11	25
Possession of Burglary Tools	2	0	0	1	3	6
Possession of Cannabis	90	121	130	170	139	650
Possession of Controlled Substance	27	42	44	59	45	217
Possession of Controlled Substance w/ Intent to Deliver	3	4	5	2	0	14
Possession of Drug Equipment/Paraphernalia	110	154	146	244	177	831
Possession of Hypodermic Needle	9	2	2	1	0	14
Possession of Key to Coin Operated Machine	1	0	0	0	0	1
Possession of Look Alike Substance	1	0	0	0	0	1
Possession of Meth	0	0	2	7	4	13
Possession of Precursors of Meth	4	5	3	30	40	82
Possession of Prescription Forms	0	0	0	0	1	1
Possession of Stolen Property	14	27	16	19	12	88
Possession of Stolen Vehicle	0	1	1	1	0	3
Possession of Tobacco Products	21	48	22	26	38	155
Predatory Criminal Sexual Assault To A Child	0	0	1	1	2	4
Prescription Fraud	0	3	0	2	0	5
Presence on Premises where Minors Consume Alcohol	0	0	0	10	10	20
Prostitution	1	0	0	0	0	1
Protective Custody	1	0	1	0	0	2
Public Indecency	0	1	6	4	1	12
Purchase Illegal Amount of Pseudo.	0	0	0	0	1	1
Reckless Conduct	1	5	5	5	2	18
Reckless Driving	1	4	3	0	0	8
Released No Charge	4	3	0	0	0	7
Residential Burglary	17	28	8	20	21	94
Resisting Arrest	87	102	85	73	103	450
Retail Theft	72	70	68	98	84	392
Robbery	7	3	3	1	4	18
Runaway	41	36	29	21	11	138
Sale / Gift Tobacco to a Minor	0	6	4	3	4	17
Sale/Give/Del Alcohol To Minor	9	5	10	6	2	32
Sexual Exploitation of a Child	0	1	0	0	2	3
Sexual Relations Within a Family	0	0	0	0	1	1
Skateboarding	21	21	1	2	2	47
Solicit Child	1	0	0	1	0	2
Smoking in Public Place	0	0	0	2	0	2
Solicitation	1	0	0	0	4	5
Stalking	0	2	2	0	0	4
Tamper w/Vehicle	0	0	1	0	0	1
Tattooing a Minor	0	2	0	0	0	2

Telephone Threat	2	5	5	1	2	15
Theft	69	65	88	62	59	343
Theft from Coin Operated Device	11	0	0	0	0	11
Theft From Motor Vehicle	0	0	1	2	0	3
Theft of Lost Property	0	0	1	0	0	1
Theft of Services	7	6	5	2	4	24
Throwing Missiles or Bottles	2	0	0	0	0	2
Titles	0	0	1	0	0	1
Truancy	87	67	129	55	53	391
Unlawful Acquisition Controlled Substance	0	0	1	3	3	7
Unauthorized Video Taping	0	0	3	0	0	3
Unlawful Possession of Firearm	1	0	0	0	0	1
Unlawful Restraint	8	6	7	7	7	35
Unlawful Use of License	0	0	1	0	0	1
Unlawful Use of Weapons	5	3	4	7	12	31
Unlicensed Peddler	0	1	0	0	3	4
Use of False I.D.	0	1	0	1	0	2
Vagrant	0	1	0	0	0	1
Vehicular Invasion	0	0	1	0	0	1
Violate SOR Act	1	22	13	10	4	50
Violation of Bail Bond	0	0	0	1	3	4
Violation of Liquor Ordinance	2	9	4	0	0	15
Violation Order of Protection	34	32	38	30	23	157
Violation of Parole	0	1	0	0	0	1
Violation of Probation	1	5	1	0	0	7
Visitation Interference	0	1	0	2	0	3
Warrant	492	474	609	600	490	2665
TOTAL	2,491	2,939	3,057	2,917	2,766	14,168
Total of Adult Arrest	1,908	2,262	2,442	2,396	2,298	4,170
Total of Juvenile Arrest	583	678	616	521	468	1,877
Percent Increase/Decrease		18%	4%	-5%	-5%	

2009 MALE / FEMALE CRIMINAL ARREST

MALES

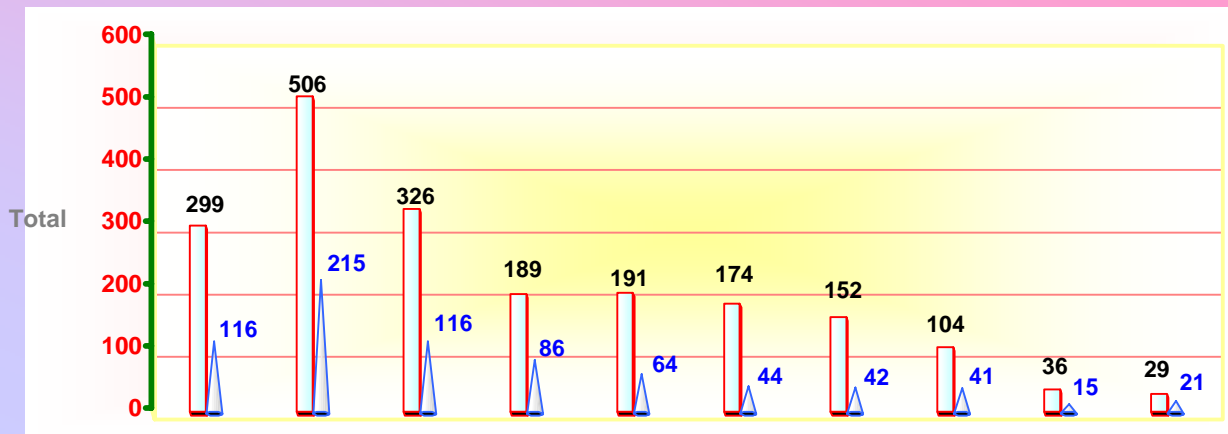
16 & under	17-20	21-25	26-30	31-35	36-40	41-45	46-50	51-55	over 55	TOTAL
299	506	326	189	191	174	152	104	36	29	2006

FEMALES

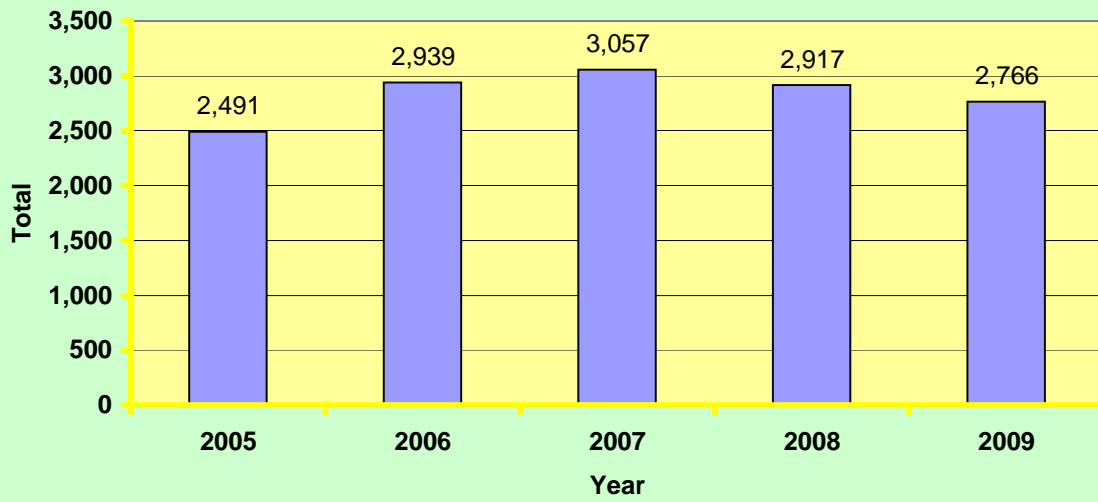
16 & under	17-20	21-25	26-30	31-35	36-40	41-45	46-50	51-55	over 55	TOTAL
116	215	116	86	64	44	42	41	15	21	760

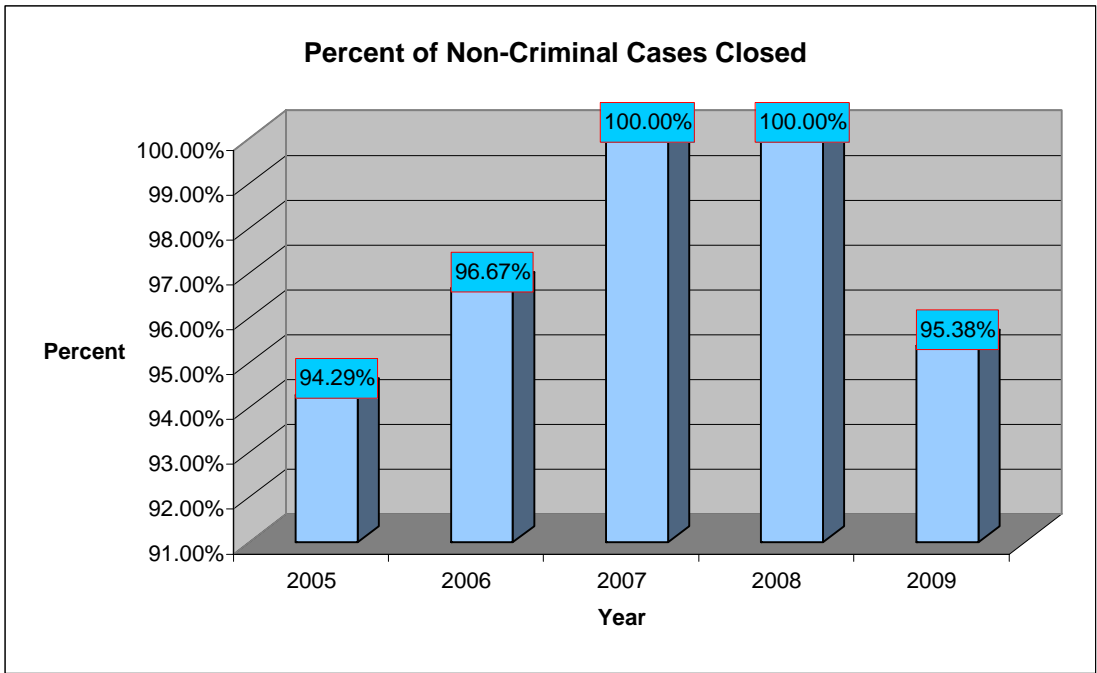
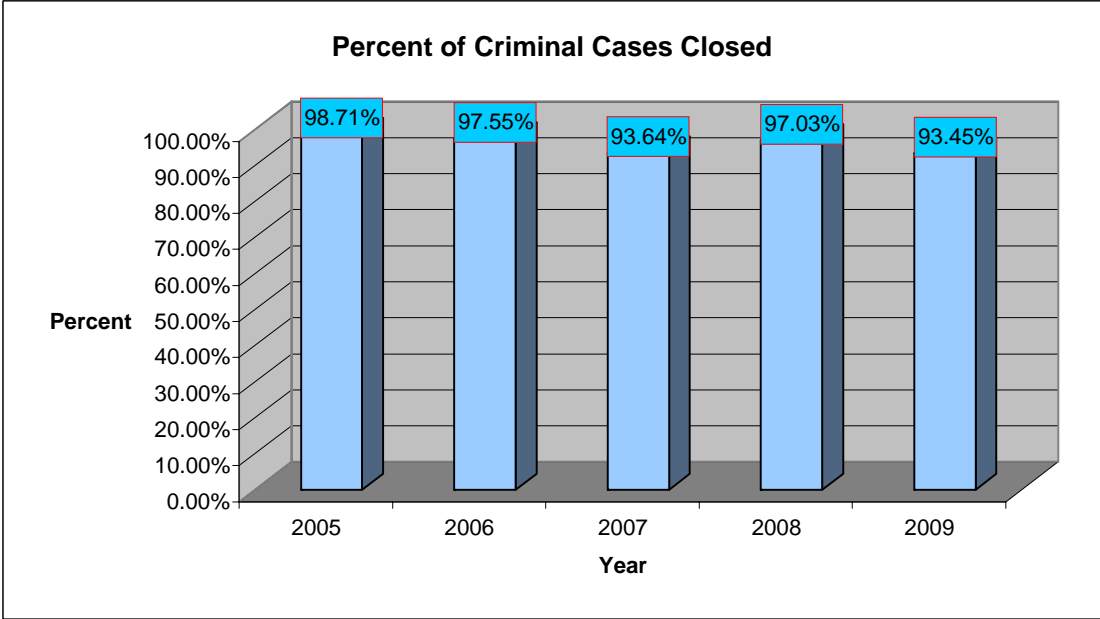
2009 Male / Female Adult / Juvenile Criminal Arrest

□ MALES □ FEMALES



2005 - 2009 Arrests





JUVENILE

2009

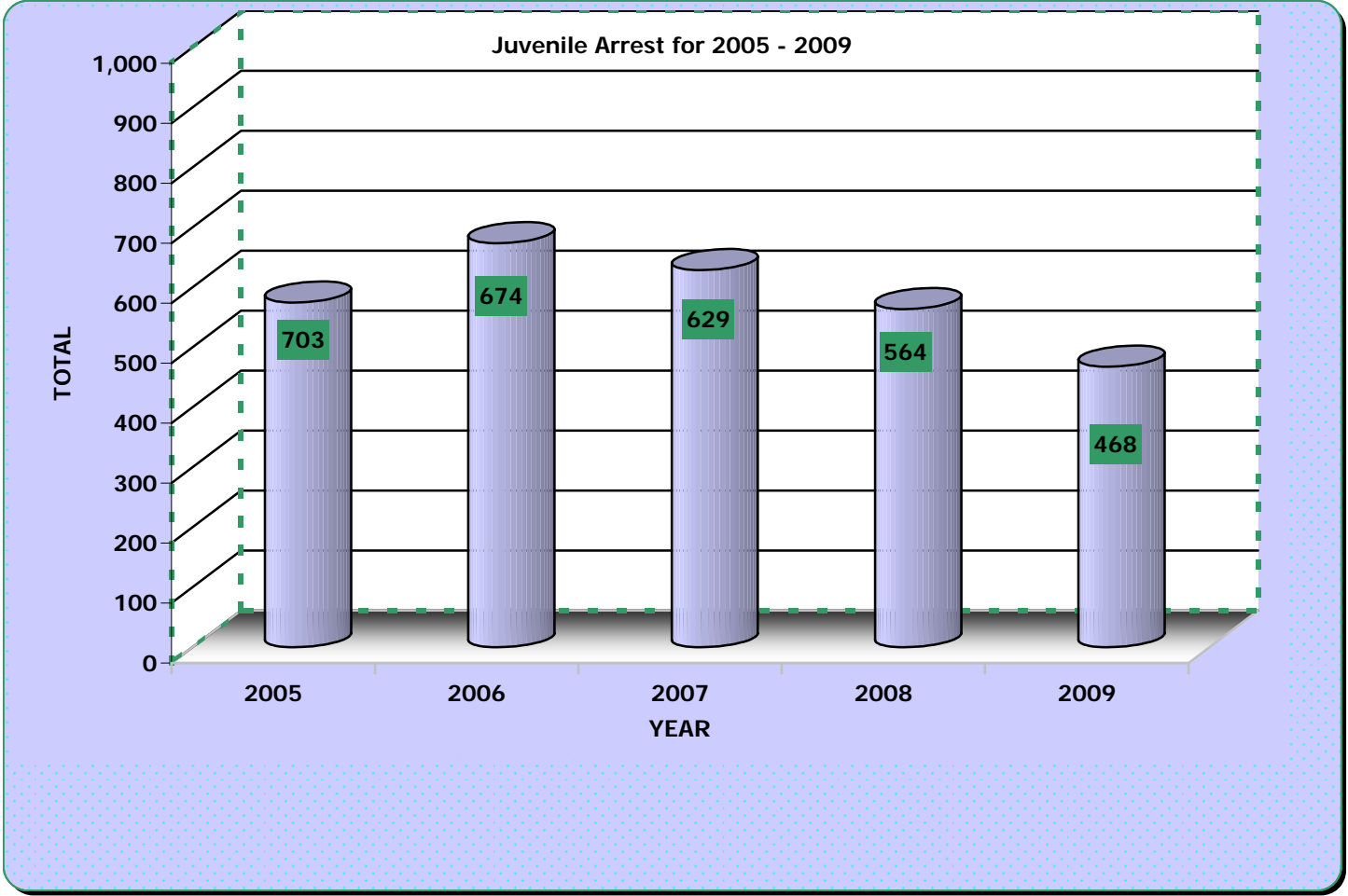
Five Year Juvenile Arrest 2005 - 2009

	2005	2006	2007	2008	2009	TOTAL
Aggravated Arson	2	0	0	0	0	2
Aggravated Assault	11	7	2	0	4	24
Aggravated Assault on Police Officer	0	0	1	0	1	2
Aggravated Assault on School Personnel	3	0	0	1	2	6
Aggravated Battery	14	8	4	8	7	41
Aggravated Battery on Police Officer	1	1	3	2	3	10
Aggravated Battery on School Personnel	3	2	2	1	7	15
Aggravated Battery on Senior Citizen	2	0	0	0	0	2
Aggravated Criminal Sexual Abuse	0	1	0	0	1	2
Aggravated Criminal Sexual Assault	0	0	1	0	1	2
Aggravated Domestic Battery	1	0	0	0	0	1
Aggravated Kidnapping	0	0	0	0	0	0
Aggravated Robbery	0	0	0	0	0	0
Aggravated Unlawful Restraint	2	0	0	0	0	2
Armed Robbery	1	0	0	2	0	3
Armed Violence	0	0	0	0	0	0
Arson	1	0	0	3	0	4
Assault	0	4	3	4	1	12
ATM Fraud	4	0	0	0	0	4
Attempted Escape	0	0	0	0	0	0
Attempted Suicide	0	0	0	0	0	0
Battery	20	27	46	26	34	153
Battery of An Unborn Child	0	0	0	0	0	0
Bomb Threat	2	0	0	0	0	2
Burglary	6	5	4	0	1	16
Burglary from Motor Vehicle	14	1	6	6	11	38
Child Abandonment	0	0	0	0	0	0
Child Pornography	0	0	0	0	0	0
Communication with Witnesses	0	0	0	0	0	0
Concealing/Aiding Fugitive	0	0	0	0	0	0
Conspiracy	0	0	0	0	0	0
Conspiracy to Unlawful Sale Firearms	0	0	0	0	0	0
Consumption Alcohol By A Minor	13	59	72	41	22	207
Contributing To Delinquency Of Minor	0	0	0	0	0	0
Creating Loud and Disturbing Noises	0	1	0	0	0	1
Credit Card Fraud	0	0	0	0	0	0
Criminal Damage To Property	30	38	24	22	14	128
Criminal Damage to Property (State Supported)	1	5	2	0	4	12
Criminal Damage to Vehicle	0	0	0	0	0	0
Criminal Defacement Of Property	0	0	0	0	0	0
Criminal Sexual Abuse	4	1	0	0	0	5
Criminal Sexual Assault	3	0	0	1	0	4
Criminal Trespass to Land	25	6	9	6	9	55
Criminal Trespass To Property	1	1	0	5	3	10
Criminal Trespass to Motor Vehicle	9	0	2	4	2	17
Criminal Trespass to Residence	1	1	4	0	0	6
Curfew	32	144	84	114	80	454
Deceptive Practice	0	0	0	1	0	1
Defacing ID Marks on Firearms	1	0	0	0	0	1
Delivery Of Cannabis	0	1	2	1	0	4
Delivery Of Controlled Substance	0	0	3	0	2	5
Delivery of Controlled Substance School Grounds	1	1	0	0	0	2
Delivery Of Look Alike Substance	0	0	0	0	0	0
Delivery Of Tobacco To A Minor	0	0	0	0	0	0
Dependent Minor	0	0	0	0	0	0
Discharging Weapon	0	0	0	0	2	2

Five Year Juvenile Arrest 2005 - 2009

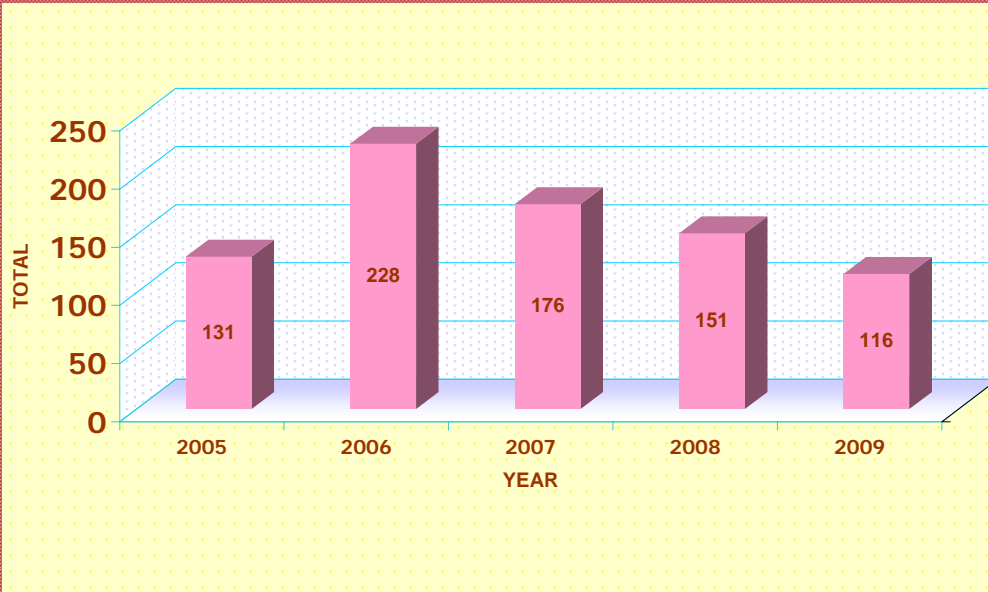
	2005	2006	2007	2008	2009	TOTAL
Disobedience/Interference With Police	2	1	0	1	2	6
Disorderly Conduct	20	34	33	30	43	160
Dog at Large	1	0	0	0	0	1
Domestic Battery	19	17	15	14	10	75
Escape	0	0	0	0	0	0
False Fire Report	0	0	0	0	0	0
False Police Report	2	0	0	0	0	2
Fires	5	0	0	0	0	5
Fireworks	0	1	0	0	0	1
Forgery	0	0	0	0	0	0
Harassment by Telephone	0	0	2	0	0	2
Harboring a Runaway	0	0	0	0	0	0
Hate Crime	10	0	3	1	0	14
Hold For Other Agency	0	0	0	0	0	0
Home Invasion	0	0	0	0	1	1
Interference with Emergency Communications	2	0	0	0	0	2
Interfering w/ Reporting Domestic Violence	1	1	0	0	0	2
Intimidation	0	0	0	0	1	1
Intoxicating Compound (Huffing)	0	0	0	0	2	2
Investigation Only	0	0	1	1	0	2
Littering	1	3	0	0	1	5
Manufacturing and Delivery of Control Substance	0	0	0	0	0	0
Minor Frequenting Liquor Establishment	0	0	0	0	0	0
Minor Requiring Authoritative Intervention	8	6	5	9	4	32
Mob Action	8	11	1	1	1	22
Motor Vehicle Theft	3	0	1	8	0	12
No F.O.I.D. Card	1	2	0	0	0	3
Obstructing /Resisting A Police Officer	1	1	7	5	9	23
Obstruction Of Justice	1	5	1	4	0	11
Permit Underage Drinking	0	0	0	0	0	0
Possession Of A Converted Vehicle	0	0	0	0	0	0
Possession Of Alcohol By A Minor	1	3	1	0	0	5
Possession Of Burglary Tools	1	0	0	0	0	1
Possession of Cannabis (over 30 grams)	1	0	0	0	0	1
Possession Of Cannabis (under 30 grams)	10	17	21	23	18	89
Possession of Cannabis W/Intent to Deliver	0	0	0	0	1	1
Possession Of Controlled Substance	3	3	4	3	10	23
Possession Of Controlled Substance School Grounds	1	0	0	0	0	1
Possession Of Control Subst. W/ Intent to Deliver	0	0	1	0	2	3
Possession Of Credit/Debit Card	0	0	0	0	0	0
Possession Of Drug Paraphernalia	16	20	24	27	18	105
Possession of Hypodermic Needle	1	0	0	0	0	1
Possession Of Incendiary Device	0	0	0	0	0	0
Possession Of Killed Species (Out of Season)	0	0	0	0	0	0
Possession Of Look Alike Substance	1	0	0	0	0	1
Possession of Precursors	0	0	0	0	0	0
Possession of Stolen Property	6	8	5	9	3	31
Possession of Stolen Vehicle	0	0	0	1	0	1
Possession Of Tobacco By A Minor	18	35	17	21	23	114
Presence on Premises Where Minors Consume Alcohol					1	1
Protective Custody	1	2	0	0	0	3
Public Indecency	0	0	2	1	0	3
Reckless Conduct	0	4	1	4	1	10
Residential Burglary	8	11	3	4	5	31
Resisting Arrest	7	7	3	1	5	23
Retail Theft	33	24	29	36	22	144

Five Year Juvenile Arrest 2005 - 2009						
	2005	2006	2007	2008	2009	TOTAL
Robbery	5	0	0	0	0	5
Runaway	35	37	28	23	19	142
Sale/Gift Alcohol To Minor	0	1	0	0	0	1
Sale of Drug Paraphernalia	0	0	0	0	0	0
Sale Of Tobacco To Minor	0	1	0	0	0	1
Skateboarding	24	20	1	1	2	48
Solicitation of a Sexual Act	0	0	0	0	0	0
Tattooing Body of Minor	0	1	0	0	0	1
Theft	16	13	20	22	9	80
Throwing Missiles	2	0	0	0	0	2
Truancy	83	67	122	63	44	379
Underage Gathering/Resident	0	0	0	0	0	0
Unlawful Possession of a Firearm	1	0	0	0	0	1
Unlawful Restraint	0	0	0	0	0	0
Unlawful Transportation of Anhydrous Amonia	0	0	0	0	0	0
Unlawful Use Of Weapons	1	1	0	1	0	3
Violation Of Court Order	0	0	0	0	0	0
Violation of Order of Protection	2	0	1	0	0	3
Violation Probation/Parole	0	1	0	0	0	1
Warrant	5	2	3	2	0	12
Total	575	674	629	564	468	2,910
PERCENT OF INCREASE / DECREASE		17.22%	-6.68%	-10.33%	-17.02%	

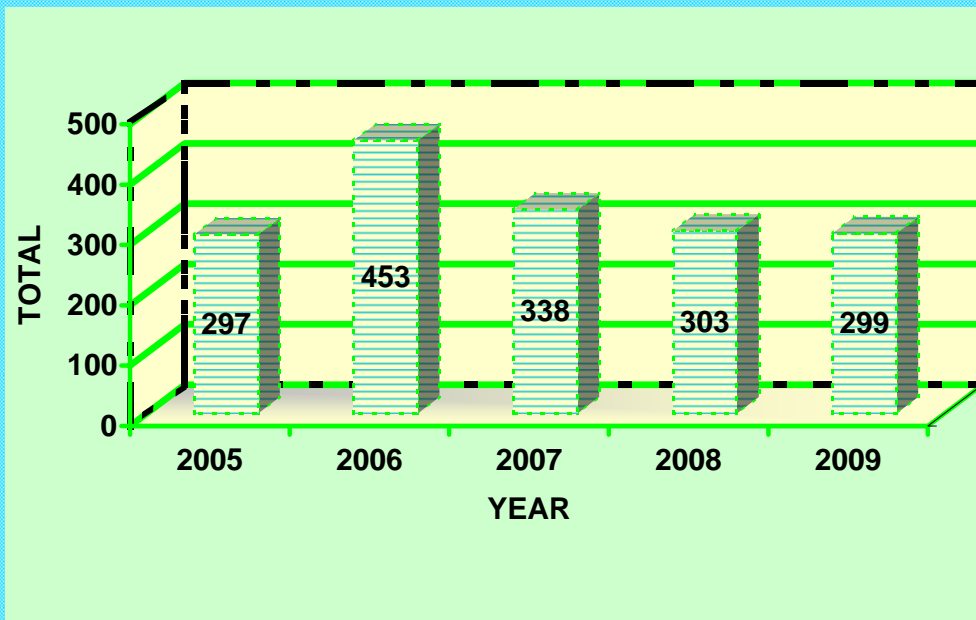


Total Male Juvenile Offenders by Age						
	2005	2006	2007	2008	2009	
AGE						TOTAL
Under 1	0	0	0	0	0	0
4	0	0	0	0	0	0
5	3	0	0	0	0	3
6	0	0	2	0	0	2
7	0	0	1	0	1	2
8	1	0	0	0	0	1
9	7	3	0	1	2	13
10	4	9	3	3	4	23
11	13	7	18	7	14	59
12	27	37	11	16	16	107
13	67	70	42	44	50	273
14	52	123	60	59	39	333
15	56	102	88	58	80	384
16	64	98	105	112	90	469
17	3	4	8	3	3	21
TOTAL	297	453	338	303	299	1,690
Total Female Juvenile Offenders by Age						
	2005	2006	2007	2008	2009	
AGE						TOTAL
1	0	0	0	0	0	0
2	0	0	0	0	0	0
3	0	0	0	0	0	0
4	0	0	0	0	0	0
5	1	0	0	0	0	1
6	0	0	2	0	0	2
7	1	0	1	0	0	2
8	0	1	1	0	0	2
9	0	1	0	0	0	1
10	1	0	2	4	2	9
11	2	3	6	2	2	15
12	2	6	5	6	9	28
13	8	29	16	20	14	87
14	25	38	36	28	19	146
15	43	67	47	33	32	222
16	44	79	55	54	35	267
17	4	4	5	4	3	20
TOTAL	131	228	176	151	116	802

Total Female Juvenile Five Year Offenders Total



Total Male Juvenile Five Year Offenders Total



INVESTIGATIONS

2009

	2005	2006	2007	2008	2009
*Criminal Cases Assigned	696	734	833	673	809
Criminal Cases Closed by Arrest	257	252	194	149	274
*Cases Closed Exceptionally	430	464	586	504	482
Percent of Criminal Cases Closed	98.71%	97.55%	93.64%	97.03%	93.45%
Criminal Cases Assigned Informational	855	817	613	672	569
Non-Criminal Cases Assigned	35	30	36	37	65
Non-Criminal Cases Cleared	33	29	36	37	62
Percent of Non-Criminal Cases Closed	94.29%	96.67%	100.00%	100.00%	95.38%
TOTAL CASES ASSIGNED	1,584	1,580	1,482	1,382	1,440

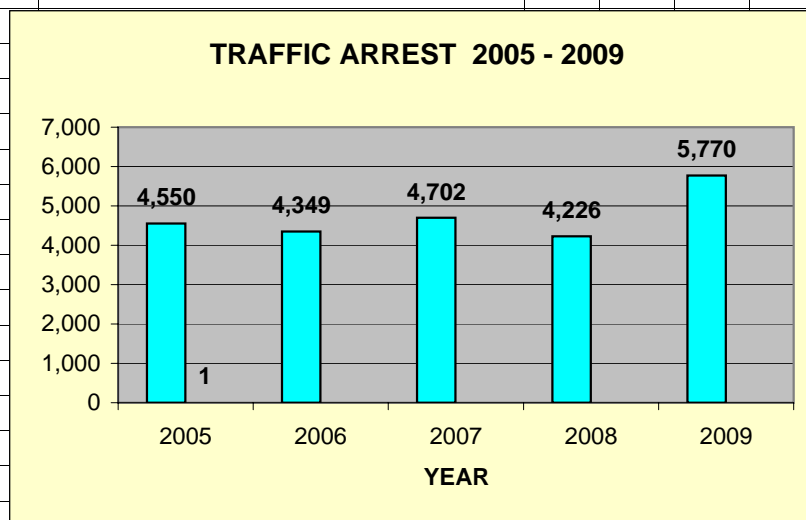
*Criminal Cases Assigned: Not all Cases are assigned.

*Criminal Cases Closed Exceptionally: For reasons beyond the police control, after having identified the perpetrator (s), charges are not brought in a Court of Law for a variety of reasons such as, victim will not cooperate, etc.

TRAFFIC ARRESTS
2009

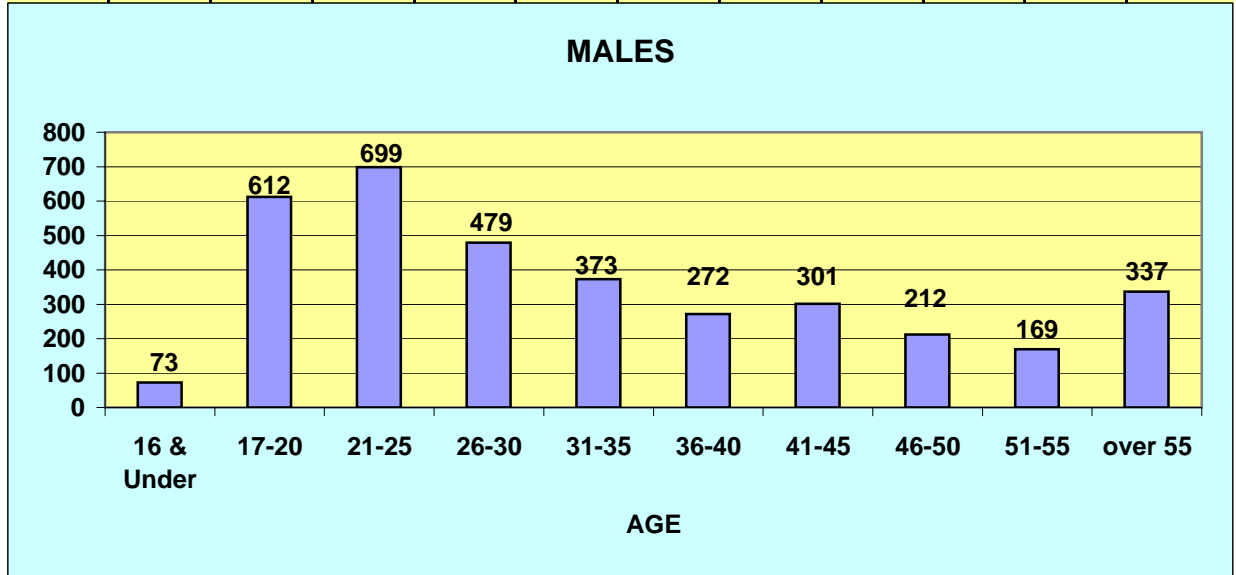
Traffic Arrest 2005 - 2009							
		2005	2006	2007	2008	2009	Total
Alcohol and Drug Related Violations	BAC	59	55	53	71	104	342
	D.U. I. Alcohol	106	135	118	201	165	725
	D.U.I. Drugs	0	14	12	9	19	54
	D.U.I. Drugs and Alcohol	0	0	0	0	0	0
	Illegal Transportation of Alcohol	48	45	41	44	34	212
	Intoxicated Pedestrian	0	7	2	2	0	11
Miscellaneous Violations		0	0	0	1	0	1
Other Driving Offenses	Aggravated Fleeing	0	0	0	0	0	0
	ATV on Road	0	0	0	1	2	3
	Bicycle	0	1	0	0	2	3
	Cross Private Property to Avoid Traffic Device	0	0	0	1	0	1
	Disobey Police	2	6	1	1	1	11
	Drag Racing	6	12	4	5	5	32
	Driving on Sidewalk	0	1	1	0	0	2
	Fail to Stop at Sign at Crosswalk	0	0	2	0	20	22
	Fleeing and Eluding	5	14	12	7	6	44
	Following Too Close	6	6	7	3	2	24
	Funeral Procession	0	1	0	0	0	1
	Hitch Hiking	0	0	0	0	1	1
	Improper Backing	13	7	5	3	7	35
	Littering	0	2	0	1	0	3
	Reckless Driving	26	35	14	19	16	110
	Rotating/Flashing Light on Vehicle	0	0	0	0	2	2
	Passing School Bus	0	4	5	3	4	16
	Possession of Stolen Vehicle	3	0	1	0	0	4
	Squealing Tires	22	20	20	10	12	84
	Unattended Motor Vehicle	0	0	1	1	0	2
	Unlawful Use of Handicapped Tag	0	0	1	0	0	1
	Wrong Way on a One Way	4	10	4	12	14	44
Violations Relating to Driver's License	Driving While License Suspended/Revoked	320	268	259	293	299	1439
	Expired Drivers License	0	0	0	3	9	12
	Failure to Notify SOS of Change	5	2	3	1	13	24
	Graduated License	3	8	11	7	18	47
	No Drivers License on Person	14	12	18	19	19	82
	No Valid Drivers License	114	123	111	112	93	553
	Permit/Decal Violation	5	0	0	0	0	5
	Permit Unauthorized Person to Drive	11	10	9	5	7	42
	Restricted Drivers Permit/License	0	0	1	1	3	5
	Unlawful Use of DL	1	0	1	0	0	2
Violations Relating to Failure to Yield		121	124	110	79	99	533
Violations Relating to Lane Usage		53	84	67	90	93	387
Violations Relating to License Classifications/Restrictions		2	7	2	1	1	13
Violations Relating to Loud Exhaust		10	18	5	4	28	65
Violations Relating to Motorcycle Operation		2	5	11	10	2	30
Violations Relating to Operation of Trucks		9	5	1	3	3	21
Violations Relating to Parking		1	1	0	0		2
Violations Relating to Passing		12	5	10	5	5	37
Violations Relating to Pedestrians		2	0	0	0	3	5
Violations Relating to Safety Belts and Child Restraint	Child Restraint	40	22	28	34	22	146
	Failure to Wear Seatbelt	993	633	1305	730	878	4539
Violations Relating to Speeding		970	1041	895	969	1982	5857

Violations Relating to Stopping		187	208	236	216	162	1009
Violations Relating to Traffic Crashes							
	Fail to Give Information	15	13	7	8	4	47
	Failure to Exercise Due Care	0	2	1	2	0	5
	Failure to Report Accident	8	6	3	2	4	23
	Failure to Stop and Render Aid	0	1	0	0	0	1
	False Accident Report	0	0	1	0	0	1
	Hit and Run	0	7	5	3	1	16
	Leaving Scene of Accident	24	25	23	27	27	126
Violations Relating to Turning		19	15	10	9	10	63
Violations Relating to Vehicle Equipment		8	31	33	37	32	141
Violations Relating to Vehicle Insurance							
	False Insurance Card	2	0	4	2	1	9
	Suspended Mandatory Insurance Violation	40	40	34	34	47	195
	Uninsured Motor Vehicle	1036	988	973	936	1271	5204
Violations Relating to Vehicle Lighting		22	22	22	23	24	113
Violations Relating to Vehicle Registration							
	Expired Registration	114	147	101	83	117	562
	Fail to Transfer Registration	0	0	0	0	3	3
	Fictitious Plates	3	0	0	0	0	3
	Improper Display of Plates	2	1	3	1	7	14
	Improper Use/Display of Registration	13	16	24	23	19	95
	No Plate	2	3	7	1	0	13
	No Valid Registration	41	31	28	17	19	136
	Possession Counterfeit Registration Sticker	0	0	0	1	0	1
	Suspended / Revoked Registration	14	27	19	16	7	83
Violations Relating to Vehicle Signaling		10	21	15	18	14	78
Violations Relating to Vehicle Titles		0	0	1	4	0	5
Violations Relating to Loud Music/Noise		2	2	1	2	8	15
	ADULTS	4,550	4,349	4,702	4,226	5,770	23,597
	Percentage of Increase/Decrease		-4%	8%	-10%	37%	

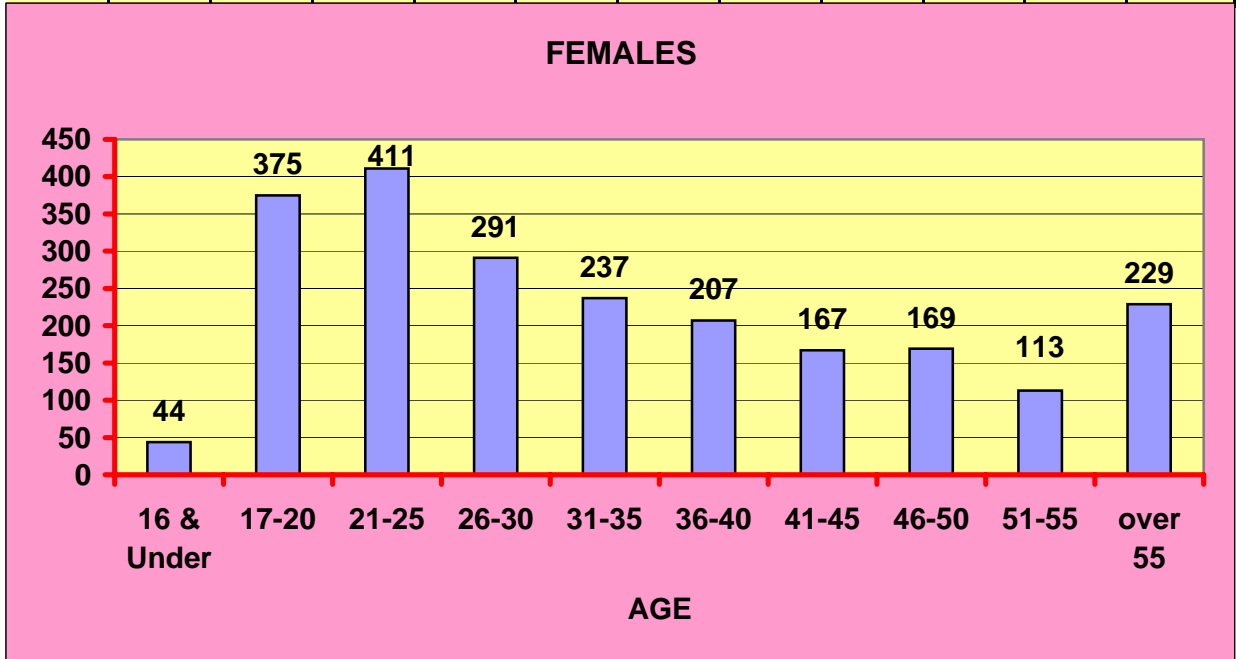


2009 MALE / FEMALE ADULT TRAFFIC ARREST

16 & Under	17-20	21-25	26-30	31-35	36-40	41-45	46-50	51-55	over 55	TOTAL
73	612	699	479	373	272	301	212	169	337	3527



16 & Under	17-20	21-25	26-30	31-35	36-40	41-45	46-50	51-55	over 55	Total
44	375	411	291	237	207	167	169	113	229	2243



Written Warnings 2005 - 2009							
		2005	2006	2007	2008	2009	Total
Alcohol and Drug Related Violations	BAC	0	0	0	0	0	0
	D.U. I. Alcohol	0	0	0	0	0	0
	D.U.I. Drugs	0	0	0	0	0	0
	D.U.I. Drugs and Alcohol	0	0	0	0	0	0
	Illegal Transportation of Alcohol	0	0	0	0	0	0
Miscellaneous Violations		0	0	5	0	0	5
Other Driving Offenses	Disobey Police	2	2	0	0	0	4
	Fail to Stop at RR Crossing	0	0	0	0	3	3
	Fail to Yield at Crosswalk	0	0	0	0	5	5
	Fleeing and Eluding Police	0	1	0	0	0	1
	Following Too Close	7	15	7	3	9	41
	Improper Backing	5	6	9	7	1	28
	Improper Parking	0	0	0	0	5	5
	Obstructing Traffic	3	2	2	0	0	7
	Passing School Bus	0	0	0	0	7	7
	Reckless Driving	0	1	2	2	0	5
	Squealing Tires	10	11	4	8	5	38
	Texting and Driving	0	0	0	0	1	1
	Unattended Motor Vehicle	0	0	0	0	1	1
	Wrong Way on a One Way	26	13	19	9	15	82
Violations Relating to Driver's License	Driving While License Suspended/Revoked	1	2	3	0	0	6
	Expired Drivers License	0	2	1	17	22	42
	Failure to Notify SOS of Change	151	122	26	110	106	515
	Graduated License	0	1	1	0	1	3
	No Drivers License on Person	240	165	117	95	69	686
	No Valid Drivers License	29	22	23	24	29	127
	Permit / Decal Violation	8	5	6	7	2	28
	Permit Unauth. Person to Drive	0	0	7	1	1	9
	Restricted Drivers Permit	1	1	0	0	0	2
	Unlawful Use of DL	1	0	0	0	0	1
Violations Relating to Failure to Yield		35	25	26	41	29	156
Violations Relating to Lane Usage		143	148	135	76	114	616
Violations Relating to License Classifications/Restrictions		2	2	0	0	1	5
Violations Relating to Loud Exhaust		145	63	78	64	41	391
Violations Relating to Motorcycle Operation		1	1	1	4	1	8
Violations Relating to Operation of Trucks		58	28	10	4	2	102
Violations Relating to Parking		4	3	0	3		10
Violations Relating to Passing		9	8	4	3	2	26

Violations Relating to Pedestrians		0	0	1	0	0	1
Violations Relating to Safety Belts and Child Restraint	Child Restraint	4	0	0	3	10	17
	Failure to Wear Seatbelt	150	97	27	15	52	341
Violations Relating to Speeding		2283	1944	1895	1821	1255	9198
Violations Relating to Stopping		333	261	371	296	424	1685
Violations Relating to Traffic Crashes	Leaving Scene of Accident	1	0	1	0		2
Violations Relating to Turning		58	23	23	11	6	121
Violations Relating to Vehicle Equipment		168	177	216	108	105	774
Violations Relating to Insurance	Suspended Mandatory Ins. Viol	2	0	1	0	2	5
	Uninsured Motor Vehicle	102	100	61	41	58	362
	Fail to carry Insurance Card	0	0	0	0	4	4
Violations Relating to Vehicle Lighting		868	521	580	374	324	2667
Violations Relating to Vehicle Registration	Display Registration Plate/Decal	2	1	0	0	0	3
	Expired Registration	260	155	128	134	198	875
	Failure to Transfer Registration	1	1	1	0	0	3
	Fictitious Plates	0	1	0	0	0	1
	Improper Display of Plates	64	92	134	47	0	337
	Improper Use/Display of Reg	51	4	42	49	100	246
	No Plate	29	21	56	26	4	136
	No Valid Registration	155	120	108	86	30	499
	Suspended / Revoked Reg	1	0	1	0	0	2
Violations Relating to Vehicle Signaling		124	116	200	77	86	603
Violations Relating to Vehicle Titles		0	1	0	0	0	1
Violations Relating to Loud Music/Noise		3	2	3	3	7	18
	TOTALS	5,540	4,286	4,335	3,569	3,137	20,867
	Percentage of Increase/Decrease		-23%	1%	-18%	-12%	

TRAFFIC ACCIDENTS

2009

Reported Accidents 2005 - 2009						
	2005	2006	2007	2008	2009	TOTAL
Hit and Run	209	277	265	116	91	958
Bicycle	13	17	15	10	15	70
Pedestrian	24	19	28	8	7	86
Total Accidents	1104	1082	1094	1169	1103	5552
Percent Increase/Decrease		-2%	1%	7%	-6%	
Injuries	195	234	117	157	165	868
Arrests	447	556	451	596	513	2563
Fatal	0	0	0	2	0	2
Top Locations of Accidents 2009						
Court/Veterans	27					
Court/Parkway	18					
Broadway/Parkway	16					
Broadway/14th	10					
Broadway/11th	10					
Court/Valle Vista	9					
Broadway/8th	8					
Broadway/3rd	8					
Court/14th	8					
Ann Eliza/5th	8					
Parkway/Willow	8					
Total Number of Accidents for 2009 = 1103						

PARKING ENFORCEMENT

2009

PARKING STATISTICS FOR 2005 - 2009						
PARKING VIOLATIONS	2005	2006	2007	2008	2009	TOTAL
No Parking Light - 142	3542	5019	690	0	0	9,251
Improper Parking - 111	626	342	136	200	502	1,806
No Parking Zone - 130	297	167	175	210	170	1,019
Time Limit Violations - 147 (9-5)	3414	2977	3219	2904	2496	15,010
Restricted Parking - 148 (8:30 - 6)	225	105	79	11	17	437
Bus Zone - 140	3	0	1	5	3	12
Meter Violation - 104	97	105	104	31	32	369
Abandoned Vehicle - 101	69	31	9	14	20	143
Fire Lane - 139	39	37	11	13	2	102
Handicapped Parking - 107	125	124	85	44	56	434
Jury (Void)	0	527	670	654	496	2,347
Fire Hydrant - 105	11	4	9	11	11	46
No Trailers on Street	*0	*0	*0	7	7	7
Parking on Snow Route	*0	*0	15	115	22	130
TOTAL	8,448	9,438	5,203	4,219	3,834	31,142
2005 - 2009 INCOME						
	2005	2006	2007	2008	2009	Total
Parking Meter Collection	\$727.31	\$636.11	\$1,126.52	\$796.41	\$598.29	\$3,884.64
Parking Tickets Paid	\$83,662.00	\$105,080.01	\$55,710.10	\$40,990.90	\$35,777.50	\$321,220.51
Parking Stalls Collected	\$7,605.00	\$10,322.28	\$11,060.00	\$8,130.00	\$7,735.00	\$44,852.28
Jury Payment	\$5,024.00	\$4,216.00	\$5,360.00	\$4,544.00	\$3,904.00	\$23,048.00
MCSI	\$9,686.00	\$8,662.51	\$6,269.58	\$5,777.24	\$2,954.75	\$33,350.08
TOTAL	\$106,704.31	\$128,916.91	\$79,526.20	\$60,238.55	\$50,969.54	\$426,355.51

INCOME

2009

TOTAL INCOME						
2005 - 2009						
	2005	2006	2007	2008	2009	TOTAL
Circuit Court	\$264,158.86	\$241,548.47	\$290,262.54	\$306,265.82	\$333,757.36	\$1,435,993.05
Copy Money	\$5,581.00	\$5,613.00	\$6,441.00	\$4,434.80	\$5,952.75	\$28,022.55
DUI Surcharge	\$9,746.00	\$9,705.20	\$17,988.60	\$21,898.00	\$31,230.80	\$90,568.60
False Alarm Fee	\$0.00	\$400.00	\$6,130.00	\$3,075.00	\$2,943.00	\$12,548.00
Fingerprint Fees	\$0.00	\$244.00	\$1,476.00	\$1,585.00	\$3,443.00	\$6,748.00
Iron Eagle Revenue	\$0.00	\$13,219.53	\$3,821.62	\$8,569.50	\$7,256.33	\$32,866.98
Liquor Fines	\$0.00	\$2,192.50	\$5,071.25	\$425.00	\$8,366.25	\$16,055.00
Parking Meter Collection	\$727.31	\$636.11	\$1,126.52	\$796.41	\$598.29	\$3,884.64
Parking Stalls	\$7,605.00	\$9,454.00	\$11,060.00	\$8,130.00	\$7,735.00	\$43,984.00
Parking Tickets	\$83,662.00	\$105,080.01	\$55,710.10	\$40,990.90	\$35,777.50	\$285,443.01
Police Contracted OT	\$0.00	\$42,832.61	\$98,350.21	\$105,626.45	\$96,908.42	\$343,717.69
Sex Offender Registration	\$0.00	\$865.00	\$515.00	\$430.00	\$230.00	\$2,040.00
Impound/Towing Fees	\$0.00	\$900.00	\$100.00	\$124,420.00	\$175,000.00	\$300,420.00
City Ordinance Fines	\$0.00	\$0.00	\$0.00	\$13,850.00	\$47,865.00	\$61,715.00
TOTAL	\$371,480.17	\$432,690.43	\$498,052.84	\$640,496.88	\$757,063.70	\$2,699,784.02

K-9 UNIT

2009

K-9 Year End Totals For 2009

Narcotics Searches	211
Finds	71
Arrests	46
Officer Safety	55
Building Searches	17
Tracks	18
Demos	5
Area Searches	2
Total Uses for 2009	308

Pictured is our newly formed K-9 team, K-9 Kazan and Officer Joe Wagle. K-9 Kazan came into service in June of 2009.

K-9 Bow retired effective July 4, 2009.

K-9 Officers
Ptm. Jeff Stolz
Ptm. Joe Wagle



CRIME PREVENTION

2009

2009 Crime Prevention Office

Crime Prevention: The Pekin Police Department is actively involved with a Crime Prevention program, in which our initiative is to assist the community in the reduction of crime occurring against our citizens. The Pekin Police Department appoints a sworn police officer to assist the city in our efforts of crime prevention.

Knowledge is power, and by learning simple crime prevention techniques and employing them can dramatically decrease the chances of being a victim of crime. An active community is the best partner the Pekin Police Department can have when it comes to fighting crime. By teaching and promoting crime prevention techniques, our objective is to show that criminal activities will not be tolerated in our neighborhoods.

National Night Out Against Crime: The 2009 National Night Out Against Crime was attended by nearly 1,500 people. There were approximately 20 local service agencies in attendance. The event was held at the Dragons Dome.

The activities for the evening included:

- * Multiple Inflatable Rides
- * Emergency Vehicle Displays
- * TCSD Motorcycle Unit
- * Bike Giveaway
- * Free Food and Drinks
- * DJ Service
- * Prize giveaways



Shop With a Hero: The Shop With a Hero event had \$2,300 donated to allow 31 children to be able to participate.

Crime Stoppers: Pekin Police Department is part of the Greater Peoria Area Crime Stoppers Program. Callers remain anonymous and can give information to either the Peoria or Pekin number. Felony crime re-enactments are put on radio and television and people are given cash rewards if information they provide leads to an arrest or indictment. Crime of the Week highlights a major or felony crime.

* Tips received (numbers issued)	88
* Web Tips	92
* Text Message Tips	18
* Phone Tips	97
* Total Cases Solved	15
* Number of Arrests	18
* Number of Re-enactments	12

Coalition for Equality: The Pekin Police Department is active in the YWCA's Local Coalition for Equality Program. This program is designed to encourage and promote diversity and inclusiveness for Pekin residents. Citizen participation in this program helps direct the committee's activities. The most prevalent program is the Coalition's Annual Martin Luther King, Jr. Prayer Breakfast.

D.A.R.E.

2009

D.A.R.E. 2009

D.A.R.E. (Drug Abuse Resistance Education) is a 10 week program designed to teach kids about the harmful effects of drugs and violence. Students are taught to consider the physical, legal, social, and emotional consequences of using drugs. They are also taught how to make good decisions by learning to deal with peer pressure, self pressure, stress, and self esteem issues in a positive drug free way.

In Pekin, D.A.R.E. is taught at four schools:

- * Wilson
- * Washington
- * St. Joseph
- * Good Shepherd

In 2009, over 471 students graduated from the D.A.R.E. program. In addition, 275 elementary students were given instruction on Stranger Danger.



TRAINING

2009

ANNUAL TRAINING SUMMARY

Pekin Police Department logged approximately 2400 hours of training, both internally and externally, in more than ten substantive areas during 2009. Some of the highlights include:

- Four officers completed and were certified as Juvenile Officers
- Two officers attended Northwestern University's School of Police Staff and Command and two additional officers attended Northwestern's Supervision of Police Personnel
- Two officers attended and were certified as Field Training Officers
- Four officers attended death scene investigations
- Two officers attended a management rights seminar
- Fifteen officers attended a variety of DUI enforcement courses
- Both departmental K-9 officers attended a K9 legal update
- Officers assigned to the Investigations Unit attended a wide variety of training in interviewing and evidence collection
- All members of the command staff attended additional training involving utilization of the Incident Command System

The Pekin Police Department has continued to work diligently at meeting its training goals for 2009. The Department was able to send two officers through the School of Staff and Command; certify four more officers as juvenile officers; certify and trained two more field training officers; and continued sending officers through the accident reconstruction series. Our goals of 2010 include:

- Advanced training in computer and cellular phone forensics to better able our officers to investigate these types of crime
- Training and certification of additional juvenile officers
- Continued training of officers in Accident Investigation
- Continued utilization of officers training to allow more in-service training

EXPLORERS

2009

Pekin Police Explorer Post #400

As an Explorer, young adults have the opportunity to assist the Pekin Police Department. Explorers can broaden their understanding and first-hand knowledge of the challenges and job skills that make up their community's police service. In addition to gaining a working knowledge of police work, the participants have the opportunity to give of themselves to their community. Although Post 400 is law enforcement oriented, Explorers are volunteers and do not serve as police employees, sworn or civilian.

The number of Explorer volunteer hours for 2009 was 192. Explorers were versed in fingerprinting, domestic violence calls, traffic stops, traffic accidents, reporting writing, ticket writing, and other tasks associated with law enforcement. A great deal of time was spent on teamwork and verbal communication at these meetings.

In 2009, a great deal of time was spent recruiting new members. As of the end of 2009, our Explorer group has 18 registered members.

Details: Marigold Festival, Halloween Patrol on Park Avenue, 1 Day Training Conference on Domestic Violence/Self Defense, PCHS Graduation, Radar Patrol Details with Citizens on Patrol and assisting with other details for the department as deemed appropriate.



CITIZENS ON PATROL

2009

Citizens on Patrol

The Citizens on Patrol program (C.O.P.) was a great success again in 2009. The dedicated volunteers donated a total of 1963 hours.

Currently the C.O.P. group of volunteers is made up of 5 men and women from Pekin and the surrounding area. The group participated in the following areas in the Police Department:

Business Alarm Complaints: **708 hours donated**

Clerical Assistance in Records: **677 hours donated**

Patrol: **319 hours donated**

- * Patrol Activities
- * Vacation Parking Patrols
- * School and Building Checks
- * Tobacco Delivery Notification
- * Marigold Festival

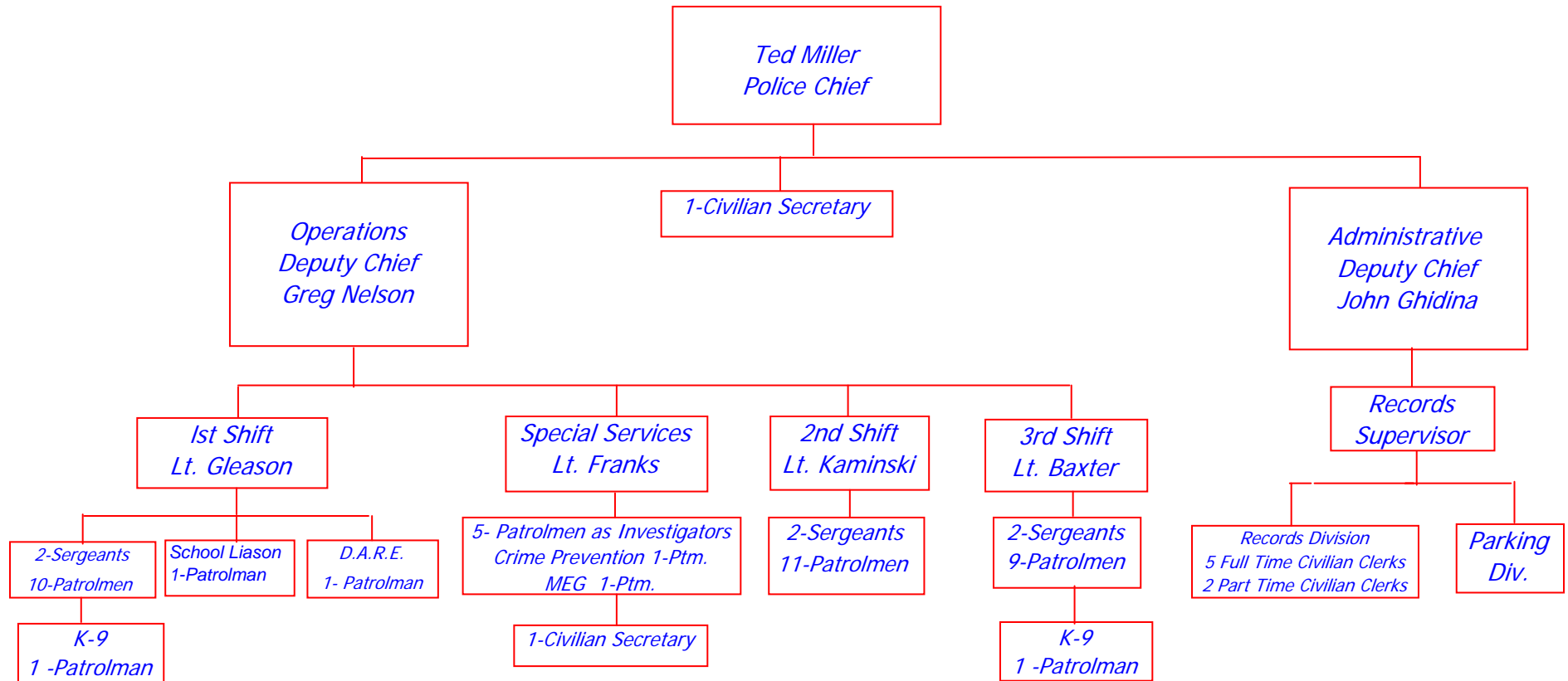
Vehicle Maintenance and Equipment Repairs: **259 hours donated**

The C.O.P. group also assisted in the Night Out Against Crime Program in the fall of 2009 at the Dragons Dome. They have also helped with directing traffic and providing escorts for several of the parades.

These volunteers are a great asset to the Police Department as well as to the City of Pekin.



Pekin Police Department



* Organizational Chart reflects Pekin Police Department is authorized at 56 sworn officers. This Organizational Chart reflects current staffing level at 55 sworn officers.