

**NEW &
UPDATED
2019**

A Guide to Waste Management & Recycling

In Carroll County, Maryland



Put waste in its proper place!

The Americans with Disabilities Act applies to the Carroll County Government and its programs, services, activities, and facilities. Anyone requiring an auxiliary aid or service for effective communication or who has a complaint should contact The Department of Citizen Services, 410.386.3600 or 1.888.302.8978 or MD Relay 7-1-1/1.800.735.2258 or emailada@carrollcountymd.gov as soon as possible but no later than 72 hours before the scheduled event.



Dear County Residents,

Carroll County, through the Bureau of Solid Waste, is continually working to update and expand existing programs to further improve upon our recycling, and solid waste system.

This guide has information about services available to Carroll County residents for the disposal of your refuse, recycling, reducing waste and you will also find directions for making and managing a compost pile.

*As you use this guide, please take advantage of the many County sponsored recycling and solid waste programs and services available to you. If you have any questions, you may e-mail the Division of Solid Waste Management at solidwasterecycling@carrollcountymd.gov, call 410-386-2248, or visit our websites at www.recyclecarroll.org
An integrated waste management program includes:*

***Reduce,
Reuse,
Recycle and
Compost before disposal.***

Information provided in this booklet is subject to change.



TABLE OF CONTENTS

Introduction

Information for Self Haulers.....	1
Northern Landfill/Hoods Mill Landfill.....	1
Recycling Center Drop-Off.....	2
Household Hazardous Waste.....	3
Recycling Center.....	4
Vinyl Siding	
Kitchen Frying Oil	
Plastic	
Rigid Plastic	
Acceptable/Unacceptable	
Recycling Center.....	5
Clothes/Textile Recycling	
The Loading Dock	
Car Batteries	
Motor Oil/Oil Filters/Antifreeze	
Recycling Center.....	6
Mixed Paper/Newspaper/Cardboard	
Aluminum Can Reimbursement	
White Goods/Scrap Metal	
Yard Trim	
Styrofoam R Collection	
Recycling Center.....	7
Residential Electronics Recycling Drop-Off	
Recycle Rechargeable Batteries.....	8
CLF Recycling.....	8
OPT OUT! Junk Mail.....	8
Other Programs (Used Oil/Antifreeze).....	9
Donation Centers.....	10
Internet Sites of Interest.....	11
Single Stream Recycling.....	12
Single Stream Recycling Chart.....	13
Cardboard/Paper Recycling.....	14
Aluminum and Plastic Recycling.....	15
Latex Paint.....	16
Recycling Yard Trim.....	17
Alternative Landscaping.....	18
Composting.....	19
Northern Landfill/Recycling Center.....	20
Medication Disposal Program.....	21
Where can I take my medications?.....	22
Don't let the Holidays go to Waste... ..	23
Waste and Recycling Trivia.....	24

Information for Self Haulers

Self Haulers (proof of residency required) can bring waste at the current rate to:

Carroll County Resource Recovery Park

NORTHERN LANDFILL

1400 Baltimore Boulevard

Westminster, MD 21157

410-386-4550

HOURS OF OPERATION:

Monday-Friday 7 a.m.-4:30 p.m.

Saturday 7 a.m.-3 p.m.

Location: 2 Miles East of Town Mall

MD Rt. 140, between State Police Barracks and Reese Volunteer Fire Company

Acceptable **single stream recyclables** can be dropped off at the **Recycling Center**, located at the **Northern Landfill** during hours of operation. The **Recycling Center** also accepts Plastics-rigid plastics, vinyl siding, car batteries; textiles (in clear bags) Acceptable Electronics, Styrofoam and packaging material.

The landfill also accepts, at no charge, acceptable residential yard trimmings, (commercial yard trim fee), household appliances/scrap metal, used motor oil, oil filters and antifreeze. Light truck tires, (fee) each off the rim, (fee) each on the rim, limit is 5 tires, per year, per household. Commercial loads (fee). Over 5 tires require a State Hauling license. For information call the Maryland Department of the Environment at 410-537-3314 or 1-800-633-6101 x3314. Aluminum can reimbursements are (Monday through Friday, 9 a.m. to 3 p.m. Saturday 8 a. m. to 2:30 p.m.)

HOODS MILL LANDFILL

7901 Kabik Court

Woodbine, MD 21797

410-386-4550

Open 1st and 3rd Saturday of the month only

7 a.m. to 3 p.m.

Location: Southern Carroll County

near Route 97 and Hoods Mill Road

Accepts all of the above except: appliances containing refrigerants, clothes/textiles, electronics, and does not offer aluminum can reimbursements.



Who do I call to pick up my trash and recycling?

FIRST, if you live in a subdivision or planned neighborhood, find out if there is a Homeowners Association for your community. Often, the HOA contracts trash service for the neighborhood.

SECOND, if you don't have Homeowners Association, contact your city or town. Cities and towns manage garbage service for incorporated areas.

THIRD, if you live in an unincorporated region and not in a city or town, you are free to contract waste removal with any hauler that you prefer or to self haul.

RECYCLE

Recycling is separating materials from the waste stream and re-manufacturing them into new products. Curbside recycling is available County-wide through waste haulers. County Government manages waste by licensing private waste haulers. Under the licensing requirements, each hauler is mandated to offer a separate collection for recyclables. All eight incorporated municipalities provide waste and recycling services for their residents. For information call your city or town office. If you need a bin please call your waste hauler or Town office. Or you can purchase your own at one of the home improvement centers.

Hampstead Town Hall

1034 South Carroll St., Hampstead, MD 21074

410-239-7408, Fax: 410-239-6143

Web site: www.townofhampstead.us

E-mail: hampstead@carr.org

Manchester Town Hall

3208 York Street, P.O. Box 830

Manchester, MD 21102

410-239-3200, Fax: 410-239-6430

Web site: www.manchestermd.org

E-mail: manchestermd@comcast.net

Mt. Airy Town Hall

110 S. Main Street, P.O. Box 50

Mt. Airy, MD 21771

410-795-6012 or 301-831-5768, Fax: 301-829-1259

Web site: www.carr.org/mtairy

E-mail: mtairy2@comcast.net;

info@mountairymd.org



New Windsor Town Hall

211 High Street, P.O. Box 609
New Windsor, MD 21776
410-635-6575, Fax: 410-635-2995
Web site: www.newwindsormd.org
E-mail: info@newwindsormd.org

Sykesville Town Hall

7547 Main Street, Sykesville, MD 21784
410-795-8959, Fax: 410-795-3818
Web site: www.sykesville.net
E-mail: town@sykesville.net

Taneytown City Hall

17 East Baltimore Street
Taneytown, MD 21787
410-751-1100, Fax: 410-751-1608
Web Site: www.taneytown.org
E-mail: rjweaver@taneytown.org;
info@taneytown.org

Union Bridge Town Hall

104 W. Locust St., Union Bridge,
MD 21791
410-775-2711, Fax: 410-775-1095
Web site: www.carr.org/~unionbr
E-mail: unionbr@carr.org

Westminster City Hall

P.O. Box 710
1838 Emerald Hill Lane
Westminster, MD 21158
410-848-9000,
Fax: 410-876-0299
Web site:
www.westgov.com
E-mail:
streets@westgov.com



Managing Household



By using the following waste reducing recipes, you avoid creating waste, save money and eliminate toxic chemicals.
(Hint - keep lots of white vinegar and baking soda on hand.)

Clogs - Unclog drains by pouring boiling water with a few tablespoons of baking soda and a large splash of vinegar down drains. This once a week treatment will prevent clogs.

Ceramic Tile Cleaner - Mix one cup of white vinegar with one gallon of water. Place in a spray bottle - spray tiles and wipe dry.

Glass Cleaner - Mix 1 tablespoon of vinegar or lemon juice in 1 quart of water. Spray on and use newspaper to wipe dry.

Furniture Polish - Mix three parts olive oil, with one part lemon juice or vinegar and apply with a clean soft cloth.

Toilet Cleaner - Sprinkle some baking soda into the bowl, then drizzle with vinegar and scour with a toilet brush.

Ant Repellent - Wash counter tops, cabinets, and floors with equal parts water and vinegar.
Roach Repellent - Mix equal parts oatmeal, flour, and plaster of paris placed in dishes, or apply a blend of equal parts baking soda and powdered sugar to infested areas, or sprinkle boric acid around baseboards. (Do not place within reach of children or pets.)

Recycling Center

Vinyl Siding

Carroll County residents and small businesses can drop-off, free of charge vinyl siding at the Recycling Center drop-off area of the Northern Landfill.

Painted siding, foam-backed siding, siding with nylon nail hem and siding with a fiberglass rod insert **can not** be accepted.



Kitchen Frying Oil

Waste kitchen oil accepted in a designated container, free of charge, from Carroll County Residents at the Recycling Center drop off area at the Northern Landfill. Businesses may call the landfill at 410-386-4550 to see if they are eligible to participate and coordinate their drop-off. All of the unused frying oil is recycled into bio-fuel replacement for traditional fossil fuels.

Rigid Plastic

A separate drop-off container for these items is available at the Northern and Hoods Mill Landfill.

Acceptable:

- | | |
|---|---------------------------------------|
| Plastic Toys (including playhouses and pools) | Plastic Flower Pots/Trays (no soil) |
| Plastic Milk/Soda Crates | Plastic totes and Clothing Boxes |
| Plastic Landscape | Plastic Pet Carriers |
| Plastic Drums (any size) | Plastic Coolers |
| Plastic shelving and Closet Organizers | Plastic Dish Drainers |
| Plastic Traffic Signs | Empty Garbage or Recycling containers |
| Plastic Automotive Parts (bumpers, bed liners, grills, side-view mirrors, hub caps, head or rear light housing, etc.) | 5 Gallon Water Bottles |
| Plastic Buckets (metal handles are OK) | Plastic Pesticide Containers (empty) |
| Plastic Laundry Baskets | Microwave Trays |

Unacceptable:

- | | |
|--|----------------------|
| PVC Piping or Tubing | Vinyl Siding |
| Plastic Film (grocery bags & stretch film) | Flexible Water Hoses |
| Plastic Coated Paper | Hazardous Waste |
| Oil or Chemical Containers | Styrofoam |
| Medical Waste | |

Clothes/Textile Recycling

Clothing/textile recycling is available at the Recycling Center, Northern Landfill, Monday –Friday from 9a.m. to 3 p.m. Acceptable items are: clothing, hats, paired shoes, sneakers (tied together) and socks, belts, purses and stuffed toys. **Items must be dry, clean and free of odor and must be able to be reused. No torn or stained items. Place textiles in a clear plastic bag.**

The Loading Dock

A Non-Profit Building Materials Reuse Center

Drop off acceptable building materials in usable condition (something you would give a friend or neighbor). Please review the list of acceptable materials before making a donation. Your donation keeps materials out of the landfill and helps communities rebuild.



- Appliances - *5 years old or less*
- Cabinetry - *kitchen/bath sets and singles*
- Doors
- Garden Supplies
- Flooring- *ceramic, wood, new carpet and linoleum*
- Lighting and Ceiling Fans
- Lumber, Plywood, & Molding - *over 4ft, no nails*
- Plumbing - *toilets (no broken), sinks, tubs, radiators*
- Roofing - *rolled roofing, shingles, gutters and downspouts*
- Tools
- Windows - *thermal pane*

TLD does not accept paint*, hazardous materials or used carpeting.

Car Batteries

A collection area is provided for recycling car batteries.

Motor Oil/Oil Filters/Antifreeze

Up to 5 gallons/week/resident of used motor oil and antifreeze can be taken to the Recycling Center at the Northern Landfill.

NOTE: Used motor oil and antifreeze may be dropped off at the Town

Maintenance Garages in Hampstead, Mt. Airy and Sykesville. Used motor oil may be dropped off at Westminster's Public Works Facility, Town of Manchester Garage and Taneytown Memorial Park.



Mixed Paper, Newspaper, Cardboard

Separate containers are available for sorted paper and cardboard at the Recycling Center.

Aluminum Can Reimbursement

Aluminum beverage cans (reimbursement between 9 a.m. – 3 p.m. Monday – Friday and 8 a.m. – 2:30 p.m. Saturday) Reimbursement fluctuates with the market value.

White Goods/Scrap Metal

Scrap metal, washers, dryers, hot water heaters, air conditioners, freezers and refrigerators, etc., (doors must be removed).

Yard Trim



Leaves, grass, shrubs and tree trimmings (limited to 8' in length and 4" diameter) must be brought in paper lawn bags or loose. Plastic bags are prohibited in this area. No charge to residents – commercial/businesses pay a fee.

Styrofoam® Collection

Carroll County's foam #6 collection site is one of the state's first public sites to accept foam food service containers, including foam cups, plates, take-out containers, egg cartons, as well as shaped or molded foam often used to package electronics. This site will divert foam and allow it to be recycled into new products. Items must be clean with no food residue.





Do not bring:

- ✗ Foam packaging peanuts (accepted at many retail shipping outlets)
- ✗ Straws, lids, tape or stickers
- ✗ Foam Insulation material
- ✗ Clamshell or non-foam #6 containers

Residential Electronics Recycling Drop-Off

Acceptable items can be dropped off at the Northern Landfill's Recycling Center during hours of operations (Monday -Friday, 7 .am. to 4:30 .p.m., and Saturday 7a.m. to 3 p.m.).

Acceptable Items: Computer Speakers, Central Processing Units, Computer Mice Keyboards, Cell Phones, PDA's, Printers, Power Supplies, Laptop Computers, Scanners, Computer Cables and Cords, and Miscellaneous Circuit Boards, Chips and Cards, VCR's, Telephones, CD Players, and Fax Machines.



Unacceptable Items: Wooden Stereo Speakers, Software, Kitchen/ Bathroom Appliances, Paper/Cardboard and Styrofoam, Televisions and Computer Monitors.

Call 410-386-2510, Recycling Office, for questions about specific items not mentioned.



Recycle Rechargeable Batteries

The Rechargeable Battery Recycling Corporation (RBRC) can help you recycle your portable rechargeable batteries. These batteries are commonly found in cordless power tools, cellular and cordless phones, laptop computers, camcorders, digital cameras, and remote control toys.

Listed below are some of the local participating retailers who accept rechargeable batteries for recycling: Battery Warehouse, 410-876-7188, Lowe's, 410-857-7445, Radio Shack, 410-876-7992, Staples, 410-857-3950, Swain Portable Power Tool Repair, 410-751-6802, Westminster Wal-Mart, 410-857-8307, and the Hampstead Wal-Mart, 410-374-5344. For more information visit: www.rbrc.org. Check with local senior centers for cell phone recycling.



CFL Recycling

Health and environmental concerns about mercury have prompted many jurisdictions to find ways to properly dispose or recycle CFLs rather than include them in the general waste stream sent to landfills.

These energy-efficient bulbs are becoming easier to get rid of for recycling. Just drop old bulbs off at any Home Depot or Lowe's Hardware for free recycling. Or ask about CFL recycling at your local Ace Hardware. They are also accepted at the Carroll County twice-yearly

Household Hazardous Waste Collection Events held in the Spring and Fall. Fluorescent tubes: batteries and bulbs, Reisterstown, MD, 410-928-4800.



OPT OUT!

Get yourself removed from direct marketing mailing lists, telemarketer phone lists, and credit information sharing lists. All registrations are free. You will definitely see a difference in the amount of junk mail and telephone solicitations you receive. For more information visit: <http://www.lavasurfer.com/info/optout.html>, or <http://www.obviously.com/junkmail/>.

To have your name removed from mailing lists directly by mail send a postcard to: Mail Preference Service, Direct Mail Marketing Association, P.O. Box 643, Carmel, NY, 10512-0643 and ask that your name be removed from the mailing lists being sold to the major mailing list companies.

OTHER PROGRAMS

Used Oil and Antifreeze Drop-Off Sites

Up to 5 gallons/week/resident of used motor oil and antifreeze can be taken to the Recycling Center at the Northern Landfill.

NOTE: Used motor oil and antifreeze may be dropped off at the Town maintenance Garages in Hampstead, Mt. Airy and Sykesville. Used motor oil may be dropped off at Westminster's Public Works Facility, Town of Manchester Garage and Taneytown Memorial Park.

Hoods Mill Landfill: 410-386-4550 7901 Kabik Ct., Sykesville,
7 a.m. - 3 p.m., 1st and 3rd Sat. of the month only

Hampstead Town Maintenance Garage: 410-239-6659 4031 Gill Ave, 24 hours

Manchester Town Garage: 410-239-3200 3351 Victory St., 24 hours, (No antifreeze)

Mt. Airy Maintenance Facility Building: 301-829-1424 at the Town Maintenance Yard on 215 Prospect Road

Sykesville Public Works Garage: 410-795-8959 7547 Main St. (rear), Mon.- Fri., 7 a.m. - 2 p.m.

Taneytown, Memorial Park: 410-751-1100 at the Old Recycling Center, daylight hours, 7 days a week. (No antifreeze)

Westminster Public Works Facility: 410-848-9000. (No antifreeze) 105 Railroad Avenue, 24 hours

Westminster, Northern Landfill: 410-386-4550 Mon. - Fri. 7 a.m. - 4 p.m. & Sat. 7 a.m. - 2:30 p.m.



DONATE BEFORE YOU RECYCLE

(Call in advance to find out what they are accepting.)



Goodwill Industries of Westminster	410-857-9993
Northeast Social Action Program's Community Clothing Store	410-374-9099
Purple Heart Service Foundation	410-712-0199
Rescue Mission and Thrift Store, Westminster	410-848-2222
Salvation Army, Carroll County Service Center	1-800-229-7156
Second Chances	410-848-5599
Shepherd's Staff	410-857-5944
Habitat for Humanity ReStore Frederick	301-662-2988
The Loading Dock	410-588-3625

www.freecycle.org

It's a grassroots and entirely nonprofit movement of people who are giving (& getting) stuff for free in their own towns. It's all about reuse and keeping good stuff out of landfills. Each local group is moderated by a local volunteer. Membership is free.

www.frederickfarmarket.nova-antiques.com

The Great Frederick MD Flea. A new twist on an old idea! A GREEN Market... Destination Shopping Experience, Frederick Fairgrounds Building 13 Lot Q.

Web site providing a friendly place to swap items that are no longer needed. Their philosophy is very simple - ***No selling. No buying. Just loads of good Karma.***

This is an online fashion exchange where you can swap clothes, shoes, accessories with people from around the world.

For Carroll County solid waste and recycling information including landfill information, how to manage household hazardous waste and electronics recycling etc., log onto: www.recyclecarroll.org

www.mdrecycles.org This site is managed by the Northeast Maryland Solid Waste Disposal Authority. You can find information on commercial and residential recycling, Recycling Directory for Markets, Donation Directory and more.

The above listings are only a sampling of organizations and groups involved in purchasing, reselling, reusing unwanted goods or otherwise information resources and are not an endorsement for any particular business or service.



Carroll County's Single Stream Recycling Program allows residents to set out more materials for recycling.

Q) What is single-stream recycling?

- A) Single-Stream recycling is a recycling process in which materials are collected and mingled together with no sorting required by individual recyclers. So cans and bottles can be recycled together with newspaper, cardboard, etc. **DO NOT PUT RECYCLING IN PLASTIC BAGS.**

R) What happens to the single-stream recycling once it's collected?

- A) Once the single-stream materials are collected they are taken to the Northern Landfill and Recycling Center. The recyclable materials are then transferred to trucks and taken to a Materials Recovery Facility (MRF) where the recyclable materials are separated and sent to various markets for sale.

S) What happens at the MRF?

- A) The MRF uses a system of sorting mechanisms, which can divide the recyclables into different categories.

T) Once things are separated what happens to them?

- A) Once the recyclables have been separated at the MRF, they are then sent out to the different markets, where the actual recycling of the material happens.

“It's That Easy”

Review the guidelines to ensure you are familiar with the items that can or cannot be recycled. Sort your recyclable items from the trash and place in your recycle bin.



CARROLL COUNTY RECYCLES

Mix the following recyclables loose in your bin:

Need a bin
for your
recyclables?
Call your
hauler today!



Cardboard (place
inside or next to cart)



Aluminum, tin and steel
cans, containers and foil



Cereal boxes and other
paperboard boxes



Glass Jars & Bottles



Aseptic and gable
top containers



Plastic Bottles
#1 - #7

PLEASE:

- NO Plastic Bags
- NO Styrofoam
- NO Electronics
- NO Ceramics or Dishes
- NO Food Waste
- NO Motor Oil Containers
- NO Batteries
- NO #6 Plastic
- NO Household Hazardous Waste
- NO Light Bulbs, Window Glass or Mirrors

NO

Trash or Yard Waste



For more information about
Single Stream Recycling visit
www.recyclecarroll.org or call the
Bureau of Solid Waste at 410-386-2510.



Recycle Responsibly

We all know that waste, once tossed into a trash can, ends up buried in a landfill or incinerated. We're taught plenty of facts about recycling in schools, read about new ones online, and see constant reminders about it on TV. It doesn't take too much extra effort to work toward

a sustainable planet that will be around for many years to come. When you turn a product into a new one, the original product gets recycled and natural resource consumption slows down. The result is the environment gets saved, landfills preserved and energy is conserved.

Improve our recycling collection program with these tips:

Know what you can and can't recycle:

Please don't put anything that is not on our "acceptable curbside recycling list" in your bin. This contaminates our collection and can be a cause for our contracted recycler to reject our collection. Additional items may be recycled but must be taken to a separate collection at our Resource Recovery Park to be handled by another contracted recycler.

Cardboard Recycling Tips

- Prepare cardboard for recycling by removing all other materials in the box such as plastic wrap, polystyrene peanuts and other packing materials.
- Break down cardboard boxes to save storage space.
- Try to keep cardboard dry and free from food waste. Cardboard can get wet and still be recycled, but is more difficult to carry due to the added weight of the water.



Paper Recycling Tips

- Recyclable paper includes: Magazines and catalogs, telephone books, direct mail, brochures, pamphlets and booklets in addition to cereal, cake, chip and cracker boxes.
- Be sure to remove the liner and all food from the box, flatten the box and place flattened box with your junk mail, mixed paper, magazines and catalogs.



Aluminum Recycling Tips

- Prepare aluminum cans for recycling by either crushing the cans to save space or leaving them uncrushed.
- Cans that are rinsed out will have little or no odor and are less likely to attract bugs.

Plastic Recycling Tips

- Prepare plastic containers for recycling by ensuring first that they are either:
 - #1 (PETE): soda-pop bottles, cooking-oil bottles and peanut-butter jars
 - #2 (HDPF): milk, water and juice bottles, bleach and detergent bottles, margarine tubs and some grocery sacks
 - #3 (PVC): window cleaner bottles, cooking-oil containers and detergent powder containers
 - #4 (LDPE): food packaging, shrink-wrap, carryout bags and heavy-duty bags
 - #5 (PP): butter and margarine tubs, yogurt containers, screw-on caps and drinking straws
 - #7 (Other): squeezable syrup and condiment bottles and some microwave food traysThese identification codes are often on the bottom of the plastic container encircled by three chasing arrows.
- Plastic tops can be placed back on plastic containers after being rinsed with water.
- Crushing containers will help save space while storing them.
- #6 (PS): often incorrectly referred to as Foam cups or packing materials, a Dow Chemical brand trademark, the category includes cutlery and plates, foam coffee cups, egg cartons, meat trays are **not acceptable for recycling in our program.**
- Plastic bags **must** be bagged together and taken to the many retail stores that have a bag collection. They are not accepted in curbside collection or at the Recycling Center.



Latex Paint

Dry It Up

To dispose of latex paint in the trash, it must be dried out or hardened. To dry out a can of paint that is less than a quarter full, simply take off the lid and leave it in a well-ventilated place for a few days. Fuller paint containers can be dried out more quickly by adding mulch, kitty litter, shredded paper or a paint hardener from the hardware store. Follow directions carefully for the paint hardener.

With the lid removed, dispose of the dried latex, acrylic and water-based paints. Some municipalities prefer the paint cans to be separated from the other garbage. You can place the cans beside or on top of the trash container with the lid off so the trash collector can see that they're empty or dried out.

There is no need to take latex, acrylic and water-based paints to a hazardous waste collection site, as this costs tax payers money for unnecessary disposal.



RECYCLING YARD TRIM

Grass clipping traditionally have been bagged and hauled to waste disposal facilities. On May 1, 1994, in an effort to save landfill space and recycle a valuable resource, Carroll County banned yard trimmings from being disposed in the landfill or at the transfer station.

Yard Trim Facts

The Environmental Protection Agency (EPA) estimates that yard trim accounts for 18% of refuse.

1/2 acre lawn produces more than three tons and an estimated 260 bags of grass clippings per year.

Grass clippings do not cause thatch. Thatch is a matted layer of dead roots and stem, usually caused by too much water & fertilizer.


Grass clippings are 75% to 85% water.

Nitrogen contained in grass clippings can generate up to 25% of the lawn's yearly fertilizer needs.

The Best way to handle yard trim is to **GRASSCYCLE** and **COMPOST**

What is Grasscycling?

Grasscycling means leaving grass clippings on the lawn. Grasscycling is the easiest, most environmentally beneficial method of dealing with grass clippings. It saves money; labor and time spent hauling the clippings to the compost pile and reduces the use of fertilizers that are unfriendly to the environment.



Grass clippings are a good source of fertilizer and an important part of a low maintenance lawn. Leaving grass clippings on the lawn each time the grass is cut provides about 2 pounds of nitrogen per 1,000 square feet of lawn.

Grasscycling Guidelines

* Any mower that is in good working condition and has a sharp blade can be used for grasscycling. Just remove the grass catcher and install a plug or use an

adapter kit if necessary. Installing a mulching blade is helpful, but not necessary.

* Mow when the grass is dry and never cut more than 1/3 of the blade at a time. In fast-growing season you may need to cut every 5-7 days, and in slow-growing season every 7-14 days.

Proper Watering Practice

When needed, water your lawn in the morning. Morning prevents evaporation, allowing most of the water to penetrate into the soil.



Water 1" per week during dry seasons (hint- place an empty can under the sprinkler to determine when an inch has been applied). Watering 1" will wet the soil to a depth of 4" to 6" encouraging deep root growth. Avoid frequent, light watering. This practice encourages shallow roots, increasing the risk of disease and stress injury.

Fertilizer Application

Before fertilizing your lawn, have your soil tested. The test result will determine what type of nutrients your soil needs and when it should be applied.

Excess fertilizer, or fertilizer applied at the wrong time, can harm your lawn. An excess of nutrients can result in rapid growth, which is more prone to disease and pests, and can lead to surface and ground water pollution.

Alternative Landscaping

Consider Grass Alternatives - Plant shrubs, put in rock and/or wildflower gardens. Where suitable, plant ground covers such as periwinkle, pachysandra, ivy, sedum, or phlox. These alternatives reduce the need for mowing and help to reduce lawn maintenance.



Benefits of Grasscycling

- ✓ Reduces the amount of waste needing disposal.
- ✓ Grass clippings decompose quickly returning nutrients back into the soil.
- ✓ Saves mowing and bagging time.
- ✓ Saves money.
- ✓ Cuts the need to fertilize by 25%.
- ✓ Provides moisture and nutrients to the soil and reduces the need for frequent watering.
- ✓ Grasscycling is a win-win situation for you, our communities, disposal facilities and environment.

Composting



What is composting?

Composting is a biological decomposition of organic waste by bacteria, worms and other organisms. Composting yard trimmings is an environmentally sound way of reducing solid waste by turning a useful resource into a dark, crumbly, earthy-smelling material called compost/humus. Compost/humus can be used as a soil amendment for flower or vegetable gardens, potted plants and other lawn maintenance applications.

How and What to Compost?

Before starting, choose an appropriate location for your compost pile. Build the pile close to a water source and at least one-foot away from any wooden structure. Composting can be as simple as mixed pile of yard trimmings in a corner or your yard or as sophisticated as a multi-chambered bin. The two methods of composting can either be slow (cold) process or a fast (hot) process.

Slow Compost

Slow (cold) composting is a mixture of yard trimmings placed in a heap or a bin as they are generated. There is no maintenance to this form of composting, but keep in mind that the process is slow and will take a year or longer for the material to break down into a compost material.

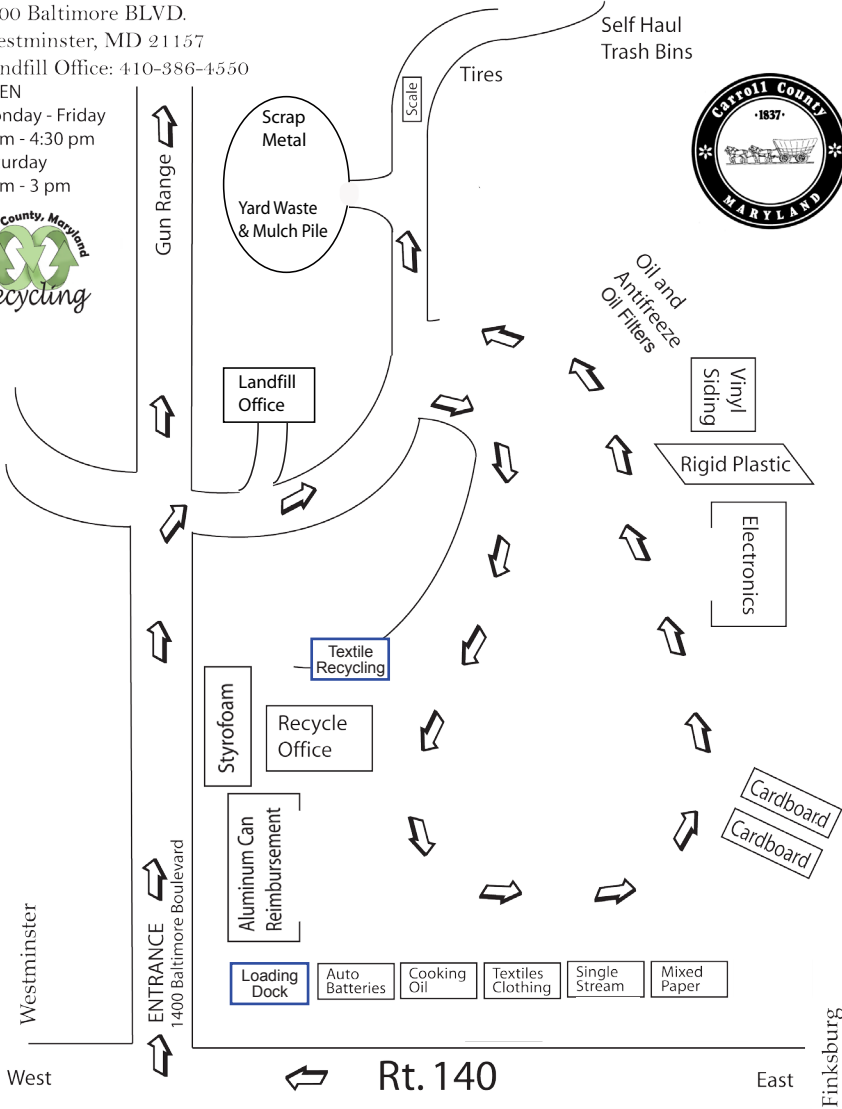
Fast Compost

Fast (hot) composting will take some planning and a little more maintenance, but the compost can be ready in as little as three months.

1. Construct a 6-10" layer of brush by layering a variety of twigs, branches, corn stalks and other coarse materials on the ground or in the bin. This base will provide drainage for the pile.
2. Layer 2/3 of brown material (carbon) dry leaves, straw or wood shavings.
3. Add 1/3 green source (nitrogen) such as fresh grass clippings, green yard trimmings (weeds, herbs, flowers, perennials, prunings, etc.) and vegetable and food scraps (optional) - anything other than meat or dairy-related materials or shortenings. Mix the brown and green materials together.
4. Between layers add 1/2 shovel-full of either: garden soil, bone or blood meal, or a shovel-full of fireplace ashes, crushed rock dust or a commercial compost starter.
5. Add water to be as damp as a wrung-out sponge, moist to the touch, but no water should come out when squeezed.
6. Turn the pile every two weeks.

NORTHERN LANDFILL AND RECYCLING CENTER

1400 Baltimore BLVD.
Westminster, MD 21157
Landfill Office: 410-386-4550
OPEN
Monday - Friday
7 am - 4:30 pm
Saturday
7 am - 3 pm



Carroll County Medication Disposal Program

On October 24, 2009, Carroll County launched a year-round medication collection and disposal program. The program is designed to help lessen the impact of medication on the environment.



What harm do drugs do?

Medications that are poured down the drain or flushed end up in our waterways and drinking water, and wastewater treatment plants cannot remove the chemicals in those medications. Medicines discarded in the trash also leach into water supplies. Medicines such as antibiotics, hormones and contraceptives, antidepressants, and pain relievers have been discovered in waterways nationwide.

The risks of such chemicals in our waterways and drinking water include damage to unborn children, dangerous mutations in wildlife-such as the sex reversal in fish or even causing fish to be born with both male and female reproductive organs-and the development of antibiotic-resistant strains of bacteria. Because of these and other harmful effects, it is necessary to provide county residents with a proper way to dispose of unwanted medication.



What can I do?

First things first: **Don't rush to Flush!**

Flushing medication will cause these potentially harmful chemicals to seep into our drinking water, our rivers and streams, and into the Chesapeake Bay. Dumping medicine in the trash also can cause harm: not only can animals get into the garbage and ingest the medications, but rainwater dissolves and washes them away, depositing them in our waterways regardless.

Carroll County is leading the way with the medication collection and disposal program. County residents can bring their medication, prescription and over the counter to the collection centers (located at the police stations throughout the county), where they will be disposed of properly. Please seal liquids in a leak proof plastic bag. This program is approved by the Drug Enforcement Administration (DEA) and overseen by the Carroll County Sheriff's Office.

Remember: Don't Rush to Flush!



Where can I take my medications?

There are multiple collection sites around the county. The following police stations will accept unused and expired prescription and over the counter medication:

Westminster

Westminster City Police Department
36 Locust Street
Westminster, MD 21157
410-848-4646

Taneytown

Taneytown Police Department
120 E. Baltimore Street
Taneytown, MD 21787
410-751-1150

Sykesville

Sykesville Police Department
7547 Main Street
Sykesville, MD 21784
410-795-0757

N.E. Greenmount

Carroll County Sheriff North Carroll County
Satellite Office
2255 Hanover Pike
Greenmount, MD 21074
410-386-2464

Mount Airy

Mount Airy Police Department
205 Center Street, Suite 203
Mount Airy, MD 21771
Hours 9-5 Monday - Friday

Don't let the Holidays go to Waste...

Reduce, Reuse, and Recycle the Holiday Season!

No-Waste Gift Giving

- 📦 Here are a few ideas on how to have a wonderful, gift-giving holiday season and still be earth friendly.
- 📦 Not sure what to get someone? How about a gift certificate? That way, you know the gift will be kept.
- 📦 Make gifts. Everyone appreciates a home-cooked meal or baked goodies.
- 📦 Consider nonmaterial gifts. Tickets to a sporting event, movie, play, or concert are a real treat! Or make a charitable donation in someone's name.
- 📦 When you go shopping, bring your own reusable bags.
- 📦 Think durable! Consider how long an item will last before you make a purchase. Often, a cheaper item will wear out long before its more durable equivalent.
- 📦 Look for items made with recycled content.

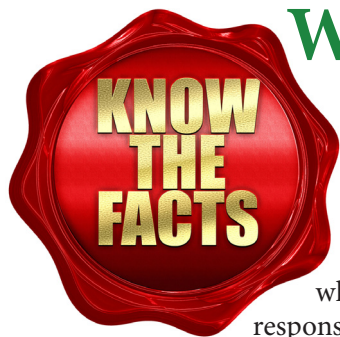
Waste Reduction with Wrapping Packaging, Greeting Cards

- 📦 Creative wrapping paper substitutes include used blueprint paper, the Sunday comics, or even the sports section for a sports enthusiast. Design your own wrapping paper using paper shopping bags: decorate them with paints, crayons, or markers.
- 📦 If you send holiday cards, buy recycled-content cards and envelopes. Or make your own cards out of last year's cards and the wrapping paper you saved.
- 📦 Make gift tags from last year's holiday cards.
- 📦 Shipping a gift? Reuse the foam peanuts from another package, or use unbuttered popcorn for packing.

No-Waste Gift-Wrapping

- 📦 Wrap the gift in a drawstring bag and use an inexpensive luggage tag for the gift tag.
- 📦 Use a jewelry box for some flea market "jewels".
- 📦 For a person who is handy, wrap a gift in a tool box.
- 📦 Any kitchen gift can be wrapped in a colorful dish towel. Kitchen utensils can pop out of an oven mitt.
- 📦 Place home-baked cookies in a reusable tin box, a kitchen container, or a decorated oatmeal box.
- 📦 For a reader, wrap a book in a reusable canvas shopping sack.
- 📦 Wrap tools for a gardener in the pocket of an apron, planter, or bucket.
- 📦 Hang earrings, bracelets, or necklaces right on the Christmas tree, or put them inside or around an open ornament.
- 📦 Search the flea market, garage sales, and thrift stores for interesting old boxes that can be used as decorative packages.
- 📦 Search the attic for old family photos and mementos and give them to your favorite relative wrapped in your child's artwork.





Waste and Recycling TRIVA

Before you discard that paper, aluminum can, newspaper, metal can, or bottle in the trashcan which contributes to the landfill problem, consider responsible recycling.

- ✓ In 2017 Carroll County diverted 52% of its waste from the landfill.
- ✓ Aluminum cans can be recycled and returned to store shelves in as little as 60 days.
- ✓ Telephone directories distributed in the State of Maryland must have recycled content, by weight, of 40%.
- ✓ Wood is the only 100 percent renewable, recyclable, reusable and biodegradable resource we have, making the stewardship of wood products an invaluable step in conserving resources.
- ✓ Glass containers can be recycled endlessly from bottle to bottle.
- ✓ Every year, upgrades or damage make 100 million cell phones obsolete.
- ✓ It takes 91 percent less energy to recycle a pound of plastic than it takes to recycle a pound of paper.
- ✓ When one ton of plastic bags are reused or recycled, the energy equivalent of 11 barrels of oil is saved.
- ✓ About 899 thousand tons of plastic bottles were recycled in 2013, but 2 million were wasted.
- ✓ Recycling 1 ton of cardboard saves 9 cubic yards of landfill space and 46 gallons of oil.

Carroll County Government
Bureau of Solid Waste
225 N. Center Street
Westminster, Maryland 21157
410-386-2248

Carroll County, Maryland... A great place to live, work, play and recycle!