

# **City of Taneytown**

## **Capital Improvement Program**

Fiscal Years 2025 - 2030



Adopted:  
July 8, 2024  
Resolution No. 2024-08  
Mayor and City Council  
City of Taneytown  
17 East Baltimore Street  
Taneytown, MD 21787

# Capital Improvement Program

## City of Taneytown

Fiscal Years 2025 – 2030

### Table of Contents

[INTRODUCTION](#) ..... 3

[PLANNING PROCESS](#) ..... 4

[CAPITAL EXPENDITURES](#) ..... 5

[PROJECT SUMMARY TABLE](#)..... 5

[PROJECT DESCRIPTION SHEETS](#) ..... 5

[SOURCE OF FUNDING](#) ..... 6

[CONCLUSION](#) ..... 7

**EXHIBITS**

Project Summary Table ..... APPENDIX A

Project Description and Justification..... APPENDIX B

# Capital Improvement Program

## City of Taneytown

Fiscal Years 2025 – 2030

### INTRODUCTION

This report includes the scheduling and financing of 36 capital projects over the next six fiscal years from 2025 through 2030. The city is currently in fiscal year 2024, which ends June 30, 2024. Expenditures included in the Capital Improvement Program (CIP) are for major capital improvements including water, sewerage, facilities, police, and parks & recreation. Major expenditures of this kind are planned and scheduled to help ensure that the funding resources will be in place when needed. CIP expenditures are generally in excess of \$50,000 or are associated with real property improvements. Smaller purchases are budgeted in the line item of each department's annual budget.

Taneytown has seven mission categories that contribute to achieving the City's vision. These categories are:

Preserve Heritage

Create Partnerships

Keep Taneytown a Best Place to Live

Attract Business and Industry

Stewardship of Assets

Public Safety

Financial Sustainability

Capital expenditures should contribute to one or more of these mission categories, being consistent with reaching the City vision. While there may be some overlap between categories, most proposed projects will fall under the category of preserving assets. Where a secondary category is applicable it is noted on the justification sheet for a project.

With proper time and resources allocated for researching and evaluating the best funding programs available, the city can save money and therefore fund other needed projects. Oftentimes, careful planning may mean that projects will be done when needed instead of postponing the inevitable, which typically drives up the cost of the project considerably.

Another advantage to timely project implementation is that by replacing and upgrading infrastructure and equipment when needed, the city should see significant savings in maintenance and repair costs. Upgraded facilities will also meet current specifications and standards, resulting in a safer environment.

Although the capital projects included in this report are needed, not all of them can be implemented at the same time. Therefore, project implementation is scheduled based on a priority ranking by city staff in consultation with the City engineer. This report also lists possible funding sources.

# Capital Improvement Program

## City of Taneytown

Fiscal Years 2025 – 2030

### PLANNING PROCESS

Projects are scheduled in the CIP based on need and funding availability. The city evaluates the need based on safety, environmental concerns, engineering, service standards, and compliance with current regulations, legal issues, and strategic planning objectives.

Capital projects are categorized by the type of public service provided and are listed under each applicable city department, including:

Water Department  
Sewer Department  
Streets Department  
Police Department  
Information Technology  
Economic Development  
Parks & Recreation Department

After a proposed project is evaluated and determined necessary for inclusion into the draft CIP document, a preliminary project cost is estimated. The city manager and department head then determines possible alternative funding sources to pay for the project. These proposed capital projects are reviewed by the Taneytown Planning Commission to insure that a planned project is consistent with the city's Comprehensive Plan. The draft CIP is then forwarded to the Mayor and City Council for review and action, following a public meeting for review and comment.

The following sources were reviewed to evaluate and develop the CIP:

Taneytown Comprehensive Plan, 2010  
Hydrogeological studies - Groundwater Sciences Inc.  
Water Capacity Management Plan, CDM Smith  
Preliminary engineering studies - recommendations, CDM  
Federal and State mandates - regulatory requirements  
Taneytown Capital Improvement Program 2023-2029

# Capital Improvement Program

## City of Taneytown

Fiscal Years 2025 – 2030

### CAPITAL EXPENDITURES

Projected expenditures for this six-year CIP total \$25,720,706. The previous capital program, approved in 2024, was \$24,714,251. Projects specific to water and sewer are funded primarily through the Utility Fund, other categories through the City’s General Fund. Projects under the utility fund total \$11,608,346, while projects under the general fund total \$14,112,360. Adjusted costs, using a 3% annual escalator for fiscal years 2025 through 2030 are included in Appendix A.

The City of Taneytown CIP focuses on searching for the best funding sources available for each program. The City may use benefit assessment or impact fees collected from new development to pay for capital projects related to parks, water, and sewer projects. Fees collected for water, sewer and park impacts are restricted for use in those respective categories and may not be used for other purposes. At this time, the City is able to pay for a considerable number of projects without borrowing, thanks in part to the aforementioned funds, and thanks to the American Rescue Program Act of 2021 (ARPA). Project detail sheets that follow note the intended source of funding for each project. Where possible, the city applies for grant funds to reduce the ‘out of pocket’ costs for projects. And may pursue low-interest-rate loans where practical or necessary.

The largest expenditure for the FY 25-30 is development of a new public works facility estimated to cost \$7,000,000. The total cost estimate includes expenditures under four categories, water, sewer, storm water, and streets. Exploration of grant opportunities for the public works facility is ongoing.

Public water projects total \$8,153,820, consisting primarily of improvement for water lines, well development, and water storage tanks. Sewer improvements total approximately \$3,454,526.

### PROJECT SUMMARY TABLE

A project summary table is included in the APPENDIX. A. This table provides information on projects and cost by department. It also shows the projected funding type, whether grants, loans, or “other” (i.e., direct city expenditures). Possible funding sources are identified including federal, state, or county agencies.

### PROJECT DESCRIPTION AND JUSTIFICATION

Also included in the APPENDIX B are detailed descriptions for each project. Each chart has information on a project’s description, cost, justification, and need. The chart also includes a site

# Capital Improvement Program

## City of Taneytown

Fiscal Years 2025 – 2030

location map, where applicable.

### SOURCE OF FUNDING

Several funding sources are needed to implement the CIP. Without adequate funding sources, many city projects may be postponed or re-evaluated. Funding sources include city, county, state, federal, and private funding sources. A list of proposed funding sources is shown below. This list is not exhaustive. The town reserves the flexibility to amend, adjust, or revise the funding sources as necessary.

#### **City Planned Revenue Sources**

1. City of Taneytown operating budget expenditures (City)
2. City of Taneytown special benefit assessment fees (SBA)
3. Maryland Highway User Revenues (MHUR)
4. City of Taneytown benefit assessment fees savings program
5. City of Taneytown Joint Funding Agreements with Private Developments
6. City of Taneytown Bonds and Loans Programs

#### **Carroll County Funding Sources**

7. Carroll County Commissioners
8. Carroll County Department of Parks and Recreation
9. Carroll County Department of Economic Development
10. Other

#### **State of Maryland and Federal Funding Sources**

11. Maryland Program Open Space (POS)
12. Maryland Capital Parks and Playgrounds Program (CPPP)
13. Maryland Department of the Environment (MDE)
14. Maryland Department of Natural Resources (DNR)
15. Maryland Community Development Block Grant Program (CDBG CD)
16. Maryland Community Development Block Grant Program Econ. Dev. (CDBG ED)
17. Maryland Dept. of Housing and Community Development (DHCD)
18. Maryland Historic Trust (MHT)
19. Maryland Department of Planning (MDP)
20. Maryland Heritage Program, through MDP
21. Maryland State Highway Administration (SHA)
22. U.S. Department of Agriculture, Rural Utility Service (RUS)
23. U.S. Department of Homeland Security (DHS)
24. Maryland National Recreational Trails Program (NRT)
25. Maryland Community Legacy Program (MCLP)
26. Federal American Rescue Plan Act (ARPA)

# Capital Improvement Program

## City of Taneytown

Fiscal Years 2025 – 2030

### CONCLUSION

State and federal funding sources are sometimes a combination of loan and grant programs. Some of the programs require a cash match from the city. Funding sources should be monitored on an annual basis to determine if the funding source will be available as planned.

Most revenue sources are restricted funds, meaning that funding should be used only for planned capital projects as identified in the city's funding application. The city generally provides revenue from water and sewer fees for capital water and sewer projects and related debt service. The city should annually review its debt service to determine if user rates and benefit assessment fees are sufficient to fund all annual operating costs and debt service. If not, the fees should be raised to sufficient levels to fund needed public capital improvements.

All references in this report to program funding and cost projections are estimates only. Actual project costs will be determined after final engineering is completed or construction bids are obtained. Some column totals may not agree due to rounding. These cost estimates are subject to change by the City of Taneytown Mayor and City Council.

## Parks and Recreation Projects

Page No.	Project	Description	FY 25	FY 26	FY 27	FY 28	FY 29	FY 30	Project Total Cost	Grant Funding	City Fund Balance
34	Memorial Park Expansion	Construct parking lot, multipurpose fields, multipurpose building, electric, lighting, stormwater	\$1,729,562						\$1,729,562	\$864,781	\$864,781
35	Memorial Park Tot Lot	Replace tot lot playground	\$110,925						\$110,925	\$99,833	\$11,092
36	THS Park Softball Field Lighting	Install field lights for (2) fields	\$60,000						\$60,000	\$51,086	\$8,914
37	Memorial Park Splash Pad	Install interactive splash pad			\$640,000				\$640,000		\$640,000
38	Roberts Mill Park Lighting	Retrofit field lighting to LED fixtures		\$125,000					\$125,000		\$125,000
39	Roberts Mill Park Playground	Replace playground at Roberts Mill Park		\$175,000					\$175,000	\$85,000	\$90,000
40	Memorial Park Baseball Expansion	Construct (2) t-ball fields		\$150,000					\$150,000		\$150,000
41	Flickinger Park Playground	Replace playground at Flickinger Park			\$165,000				\$165,000		\$165,000
42	Festival Park - Engineering	Engineer park development				\$120,000			\$120,000		\$120,000
43	Festival Park - Construction	Construct new event-gear park					\$2,000,000		\$2,000,000		\$2,000,000
44	Roth Avenue Park Playground	Replace playground at Roth Avenue Park						\$175,000	\$175,000		\$175,000
		Totals	\$1,900,487	\$450,000	\$805,000	\$120,000	\$2,000,000	\$175,000	\$5,450,487	\$1,100,700	\$4,349,787

Inflation Adjusted Totals: projected 3% increase for budget considerations

\$1,957,502    \$477,405    \$879,645    \$135,061    \$2,251,018    \$196,964    \$5,700,631



# Water Projects

## DPW Facilities – as apportioned to Water

Mission Category: Stewardship of Assets

### Project Summary



Currently the DPW utilizes 1.25 acres of land at (2) different locations in Memorial Park. The salt barn is undersized. Current storage, when full, provides only (1.5) salt applications to all City streets. The storage areas are over capacity, which includes vehicles, equipment, and inventory. Current buildings have been utilized for over 40+ years without additions to accommodate growth of the City.

**Anticipated Outcomes:** Design and build a new DPW facility to accommodate the existing and future growth of the City.


Project Funding and Scheduled Year(s)						
	FY 2025	FY 2026	FY 2027	FY 2028	FY 2029	FY 2030
Source						
Grant*						
ARPA						
General Fund Balance						
Restricted Funds*	\$2,800,000					

\* Specify grant source or restricted funds category.

## Westview Drive Water Main Replacement

Mission Category: Stewardship of Assets

### Project Summary



Replace 2,100' of 6" ductile iron pipe that was installed incorrectly with 8" ductile iron pipe.

**Anticipated Outcomes:** To help with flow and replacing of deteriorating pipe that is susceptible to leaks. Current main is not installed to proper depth nor does it have adequate bedding for the main. Main is laying directly on rock.

Project Funding and Scheduled Year(s)							
	FY 2025	FY 2026	FY 2027	FY 2028	FY 2029	FY 2030	
Source							
Grant*							
ARPA	\$777,636						
General Fund Balance							
Restricted Funds*							

## Antrim Boulevard Water Main Extension

Mission Category: Stewardship of Assets

### Project Summary



Extending the water main 1,107' from its current dead-end location in front of the storage locker facility on Antrim Boulevard to Trevanion Road, completing a loop in the distribution system. Currently, when the need to shut down the water main occurs on the east side of the city, the Shopping Center, Lorien Nursing Home, as well as other businesses and homes experience water service interruptions.


**Anticipated Outcomes:** Looping the system will eliminate this concern and improve distribution flows and pressures.

Project Funding and Scheduled Year(s)							
	FY 2025	FY 2026	FY 2027	FY 2028	FY 2029	FY 2030	
Source							
Grant*							
ARPA		\$409,925					
General Fund Balance							
Restricted Funds*							

## Memorial Drive Water Main

Mission Category: Stewardship of Assets

### Project Summary



2,530 of old cast-iron and asbestos-cement (transite) water mains need to be replaced. These two mains are running side by side. This project will combine these mains into one single main.

**Anticipated Outcomes:** To help with flow and replacing of deteriorating pipe that is susceptible to leaks.

	FY 2025	FY 2026	FY 2027	FY 2028	FY 2029	FY 2030	
Source							
Grant*							
ARPA							
General Fund Balance							
Restricted Funds*		\$915,896					

\* Specify grant source or restricted funds category: Utility Savings, Water

## George Street Water Main

Mission Category: Stewardship of Assets

### Project Summary



Replace 1,750' of 6" cast iron pipe with interior encrustation with an 8" ductile water main.

**Anticipated Outcomes:** The enlarging of this main will increase water flow in the area to help with any fire flows and add some capacity to the distribution system.

Project Funding and Scheduled Year(s)							
	FY 2025	FY 2026	FY 2027	FY 2028	FY 2029	FY 2030	
Source							
Grant*							
ARPA							
General Fund Balance							
Restricted Funds*			\$647,500				

\* Restricted Funds: Utility Savings, Water

## Middle Street Water Main

Mission Category: Stewardship of Assets

Project Summary



Replace 1,055' of old cast iron pipe for adequate water flow through the distribution system.

**Anticipated Outcomes:** To help with flow and replacing of deteriorating pipe that is susceptible to leaks.

Project Funding and Scheduled Year(s)							
	FY 2025	FY 2026	FY 2027	FY 2028	FY 2029	FY 2030	
Source							
Grant*							
ARPA							
General Fund Balance							
Restricted Funds*			\$390,350				

\* Restricted Funds: Utility Savings, Water

## New 500,000 Gallon Water Storage Tank

Mission Category: Stewardship of Assets

Project Summary



Procure land and erect a new 500,000-gallon water storage tank.

**Anticipated Outcomes:** With the growth of Taneytown, the addition of a third water storage tank is needed for adequate water supply and storage.

	FY 2025	FY 2026	FY 2027	FY 2028	FY 2029	FY 2030	
Source							
Grant / Loan*				\$2,000,000			
ARPA							
General Fund Balance							
Restricted Funds*							

\* Specify grant source or restricted funds category. Local Gov't Infrastructure Financing Program



## Well #13 Demolition

Mission Category: Stewardship of Assets

### Project Summary



Demolish well house and abandon well. This well has been offline for 10+ years. The space constraints of the well location prohibits the addition of treatment to remove contaminants in the well.

**Anticipated Outcomes:** The closing of this well will eliminate paying for an electric service to heat the building, which costs the city approximately \$300 a month.

Project Funding and Scheduled Year(s)							
	FY 2025	FY 2026	FY 2027	FY 2028	FY 2029	FY 2030	
Source							
Grant*							
ARPA							
General Fund Balance							
Restricted Funds*			\$212,513				

\* Restricted Funds: Utility Savings, Water

# Sewer Projects

## DPW Facilities – as apportioned to Sewer

Mission Category: Stewardship of Assets

### Project Summary



Currently the DPW utilizes 1.25 acres of land at (2) different locations in Memorial Park. The salt barn is undersized. Current storage, when full, provides only (1.5) salt applications to all City streets. The storage areas are over capacity, which includes vehicles, equipment, and inventory. Current buildings have been utilized for over 40+ years without additions to accommodate growth of the City.

**Anticipated Outcomes:** Design and build a new DPW facility to accommodate the existing and future growth of the City.

Project Funding and Scheduled Year(s)						
	FY 2025	FY 2026	FY 2027	FY 2028	FY 2029	FY 2030
Source						
Grant*	\$1,400,000					
ARPA						
General Fund Balance						
Restricted Funds*						

\* Specify grant source or restricted funds category.

## Windy Hills Pumping Station Rehabilitation

Mission Category: Stewardship of Assets

### Project Summary



Built in 1988. Upgrades needed for control panel and pumps. Replace pumps, wiring and apparatus as needed. Two pumps in wet well, with weatherproof control panel box. No building.

**Anticipated Outcomes:** Updated pumps and controls to facilitate continued use of this station. Current control panel has obsolete electronic components that are getting harder to find replacement parts.

Project Funding and Scheduled Year(s)							
	FY 2025	FY 2026	FY 2027	FY 2028	FY 2029	FY 2030	
Source							
Grant*							
ARPA	\$40,180						
General Fund Balance							
Restricted Funds*							

# West Baltimore Street (Odd side) Sewer Main Replacement / Lining

Mission Category: Stewardship of Assets

## Project Summary



Replace/line 1,880' of terracotta sewer main running from 4 Frederick Street to Memorial Park in rear of West Baltimore Street properties.

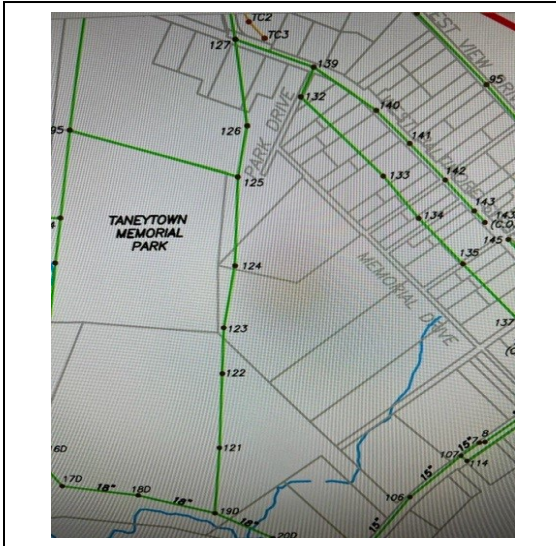
**Anticipated Outcomes:** With the replacement/lining of this main the City should see a significant reduction in I&I to the collection system on the west side of town. This will help reduce the possibility of sewer overflows due to heavy rains and eliminate excess flows to the WWTP during wet weather events.

Project Funding and Scheduled Year(s)							
	FY 2025	FY 2026	FY 2027	FY 2028	FY 2029	FY 2030	
Source							
Grant*							
ARPA	\$360,000						
General Fund Balance							
Restricted Funds*							

## Memorial Park Sewer Main Replacement / Lining

Mission Category: Stewardship of Assets

Project Summary



Replace/line 2,183' of terracotta sewer main running from W. Baltimore St./Harney Rd. intersection to sewer interceptor on the north side of Memorial Park 22 acres.

**Anticipated Outcomes:** With the replacement/lining of this main the City should see a significant reduction in I&I to the collection system on the west side of town. This will help reduce the possibility of sewer overflows due to heavy rains and eliminate excess flows to the WWTP during wet weather events.

Project Funding and Scheduled Year(s)							
	FY 2025	FY 2026	FY 2027	FY 2028	FY 2029	FY 2030	
Source							
Grant*							
ARPA							
General Fund Balance							
Restricted Funds*	\$440,000						

Restricted Funds: Utility savings

## George Street Sewer Main

Mission Category: Stewardship of Assets

Project Summary



Replace 1,750' of 6" cast iron pipe with interior encrustation with an 8" ductile water main.

**Anticipated Outcomes:** The enlarging of this main will increase water flow in the area to help with any fire flows and add some capacity to the distribution system.

Project Funding and Scheduled Year(s)						
	FY 2025	FY 2026	FY 2027	FY 2028	FY 2029	FY 2030
Source						
Grant*						
ARPA						
General Fund Balance						
Restricted Funds*			\$757,613			

\* Restricted Funds: Utility Savings, Water

## Middle Street Sewer Main

Mission Category: Stewardship of Assets

Project Summary



Replace 1,055 linear feet of Terra Cotta pipe

**Anticipated Outcomes:** Reduce inflow and infiltration by replacing or lining deteriorating pipe that is susceptible to leaks.

Project Funding and Scheduled Year(s)							
	FY 2025	FY 2026	FY 2027	FY 2028	FY 2029	FY 2030	
Source							
Grant*							
ARPA							
General Fund Balance							
Restricted Funds*			\$456,733				

\* Restricted Funds: Utility Savings, Water



# Storm Water Management Projects

## Riffles Ln to York St Storm Drain Replacement

Mission Category: Stewardship of Assets

### Project Summary



Replace 334' storm sewer pipe between Riffles Lane and York Street, and provide a direct connection to SHA storm drain system in York Street.

**Anticipated Outcomes:** Storm sewer is deteriorated and unable to maintain flow to prevent ponding along Riffles Lane. Replacement will ensure storm water flows will be conveyed away from Riffles Lane and nearby properties.

Project Funding and Scheduled Year(s)							
	FY 2025	FY 2026	FY 2027	FY 2028	FY 2029	FY 2030	
Source	0						
Grant*							
ARPA	\$40,000						
General Fund Balance							
Restricted Funds*							

Project Total: \$80,000 (including streets component)

\* Specify grant source or restricted funds category.

# Streets Projects

## Riffles Lane Partial Rebuild

Mission Category: Stewardship of Assets

### Project Summary



Reconstruct a small segment (approximately 35') of Riffles Lane between Roberts Mill Rd and Fairview Avenue to better facilitate stormwater drainage.

**Anticipated Outcomes:** Road reconstruction is necessitated by the replacement of storm water infrastructure for this street. The project will reduce ponding by relocating a stormwater inlet and modifying the road grade to ensure flow reaches the inlet.

Project Funding and Scheduled Year(s)							
	FY 2025	FY 2026	FY 2027	FY 2028	FY 2029	FY 2030	
Source							
Grant*							
ARPA							
General Fund Balance							
Restricted Funds*	\$40,000						


Project Total: \$80,000

\* Specify grant source or restricted funds category: Highway User Revenue

## Westview Drive Reconstruction

Mission Category: Stewardship of Assets

### Project Summary



Coordinating with the replacement of 2,100' of 6" ductile iron pipe that was installed incorrectly with 8" ductile iron pipe, Westview Drive will be reconstructed.

**Anticipated Outcomes:** Westview Drive has suffered numerous water main leaks and breaks, and the road integrity has been compromised as a result. Rather than a simple mill and overlay, portions of the street should be reconstructed to ensure pavement holds up over time.

Project Funding and Scheduled Year(s)							
	FY 2025	FY 2026	FY 2027	FY 2028	FY 2029	FY 2030	
Source							
Grant*							
ARPA	269,614						
General Fund Balance							
Restricted Funds*	809,786						


Project Total: \$1,079,400

\* Specify grant source or restricted funds category: Highway User Revenue

## Memorial Drive Reconstruction / Overlay

Mission Category: Stewardship of Assets

### Project Summary



Repair Street surface following water line replacement project. With the unknown factor of the exact location of the existing parallel water lines under the street, this 2,700 linear foot project will repair any trenching necessary to replace the existing lines with a single water main. Rather than a simple mill and overlay, portions of the street should be reconstructed to ensure pavement holds up over time.

**Anticipated Outcomes:** To help with flow and replacing of deteriorating pipe that is susceptible to leaks.


	FY 2025	FY 2026	FY 2027	FY 2028	FY 2029	FY 2030	
Source							
Grant*							
ARPA							
General Fund Balance							
Restricted Funds*		\$48,703					

\* Specify grant source or restricted funds category: Utility Savings, Water

## George Street Reconstruction

Mission Category: Stewardship of Assets

### Project Summary



Coordinating with the replacement of the water main, George Street will be reconstructed.

**Anticipated Outcomes.** With the water line replacement, a portion of George Street will need to be overlaid, however rather than a simple mill and overlay, portions of the street should be reconstructed to ensure pavement holds up over time.

Project Funding and Scheduled Year(s)							
	FY 2025	FY 2026	FY 2027	FY 2028	FY 2029	FY 2029	
Source							
Grant*							
ARPA							
General Fund Balance							
Restricted Funds*			\$899,500				

\* Specify grant source or restricted funds category: Highway User Revenue

## Middle Street Reconstruction

Mission Category: Stewardship of Assets

Project Summary



Coordinating with the replacement of the water main, Middle Street will be reconstructed.

**Anticipated Outcomes:** With the water line replacement, a portion of Middle Street will need to be overlaid, however rather than a simple mill and overlay, portions of the street should be reconstructed to ensure pavement holds up over time.

Project Funding and Scheduled Year(s)							
	FY 2025	FY 2026	FY 2027	FY 2028	FY 2029	FY 2030	
Source							
Grant*							
ARPA							
General Fund Balance							
Restricted Funds*			\$542,270				

\* Specify grant source or restricted funds category: Highway User Revenue



## DPW Facilities – as apportioned to Streets

Mission Category: Stewardship of Assets

### Project Summary



Currently the DPW utilizes 1.25 acres of land at (2) different locations in Memorial Park. The salt barn is undersized. Current storage, when full, provides only (1.5) salt applications to all City streets. The storage areas are over capacity, which includes vehicles, equipment, and inventory. Current buildings have been utilized for over 40+ years without additions to accommodate growth of the City.

**Anticipated Outcomes:** Design and build a new DPW facility to accommodate the existing and future growth of the City.

Project Funding and Scheduled Year(s)							
	FY 2025	FY 2026	FY 2027	FY 2028	FY 2029	FY 2030	
Source							
Grant*	\$2,800,000						
ARPA							
General Fund Balance							
Restricted Funds*							

\* Specify grant source or restricted funds category.

## Downtown Parking Improvements

Mission Category: Attract Business and Industry

### Project Summary



While free public parking is available within a short distance of the Main Street portion of the downtown business district, it is not visible and the largest lot lacks adequate pedestrian connectivity to main street businesses. Creating additional parking that is visible from and connected to the Main Street area will improve the perception of downtown parking.

**Anticipated Outcomes:** Improve commerce downtown and address one of the City's progress measures in the Sustainable Communities Plan.

Project Funding and Scheduled Year(s)							
	FY 2025	FY 2026	FY 2027	FY 2028	FY 2029	FY 2030	
Source							
Grant*							
ARPA							
General Fund Balance	\$250,000						
Restricted Funds*							

\* Specify grant source or restricted funds category.

## Antrim Blvd Extension

Mission Category: Keep Taneytown a Best Place to Live  
Attract Business and Industry

### Project Summary



Obtain Right of Way segments for proposed alignment of the road.

**Anticipated Outcomes:** Demonstrate commitment and support efforts to restore completion of the road to County and State priorities. Ultimately the road will provide a reduction of through traffic pressure on the City's historic district and improve commerce downtown by reducing large truck traffic and creating a more pedestrian friendly district than can be accomplished with current and volume of traffic.

Project Funding and Scheduled Year(s)							
	FY 2025	FY 2026	FY 2027	FY 2028	FY 2029	FY 2030	
Source							
Grant*							
ARPA							
General Fund Balance	\$500,000		\$500,000		\$500,000		
Restricted Funds*							

# Police Department

## TPD Renovation

Mission Category: Public Safety

### Project Summary



Revise interior layout and expand square footage of the department to improve functionality and enable training sessions to be held on-site. Add storage garage and sallyport to the existing building.

**Anticipated Outcomes:** Additional and reconfigured space needed as the department grows with the City population. The restrooms, report room and conference room are currently inadequate for the department's needs and reduce efficiency. With the department's shift towards providing more in-house training, a larger space is needed to properly conduct classes. The current armory and quartermaster spaces do not allow for proper organization of arms and supplies. A sallyport will provide a secure space to move suspects from patrol vehicles into the building. The addition of secure garage storage space including a bay for impounded vehicles involved in investigations and one for bulky equipment and found property now stored in both the police department building and City garage will free up interior space for other uses.

Project Funding and Scheduled Year(s)							
	FY 2025	FY 2026	FY 2027	FY 2028	FY 2029	FY 2030	
Source							
Grant*							
ARPA							
General Fund Balance		\$1,212,000					
Restricted Funds*							

Project Total: TBD

\* Restricted Funds: Police Impact Fees

# City Hall

## City Hall Roof and Cupola

Mission Category: Stewardship of Assets,  
Preserve Heritage

### Project Summary



The cupola atop City Hall, often used as the City's symbol, has deteriorated over time with exposure to the elements. Project. The finial was removed several years ago due to safety concerns. Rather than repairing/replacing the wooden structure with wood, modern materials. While vents were added to main roof in 2021, DPW noted deteriorating shingles on the primary roof and some sponginess of the rubber membrane roof. Completing reroofing and the cupola in a coordinated fashion will reduce overall costs.

**Anticipated Outcomes:** The cupola and City office building, aka City Hall has been used as the City's symbol for many years, and its preservation provides a downtown focal point and will continue to generate traffic for the downtown.

Project Funding and Scheduled Year(s)							
	FY 2025	FY 2026	FY 2027	FY 2028	FY 2029	FY 2030	
Source							
Grant*							
ARPA							
General Fund Balance	\$150,000						
Restricted Funds*							

## Creamery Building

Mission Category: Public Safety  
Stewardship of Assets

### Project Summary



The former creamery building at 53 Warehouse Alley, while determined from a visual structural inspection to be structurally sound, is not fit for occupancy and presents numerous hazards to individuals entering the building. This project is intended to begin the process of converting the site to a productive use and mitigating hazardous conditions on the site.

**Anticipated Outcomes:** Reduce safety hazards and potential as an attractive nuisance. Enable more productive use of the nearly one acre site.

Project Funding and Scheduled Year(s)							
	FY 2025	FY 2026	FY 2027	FY 2028	FY 2029	FY 2030	
Source							
Grant*							
ARPA							
General Fund Balance		\$100,000					
Restricted Funds*							



# Parks and Recreation

## Memorial Park – Expansion

Mission Category: Stewardship of Assets

### Project Summary



This 21.43 acre lot adjoining Memorial Park will be constructed in order to expand the City's athletic facilities by creating additional playing fields. After reviewing the local sports organizations' needs, it has been determined that the best use of this land is to create as many multipurpose fields as space will allow, along with a multipurpose building. Natural grass is the recommended field surface. Auxiliary amenities include sufficient parking, LED field lights, fencing. A stormwater management area is required.

**Anticipated Outcomes:** Once completed, the additional athletic fields and multipurpose building will alleviate some of the demand for such facilities within the City. Creating multipurpose fields will enable the local soccer organization to utilize these fields instead of open space areas within Taneytown High School Park (allowing the softball organization to better and more fully utilize that park), will provide facilities for the local field hockey organization (which is currently unable to use any local fields), and may provide the opportunity for outside organizations to rent the facilities.

	Project Funding and Scheduled Year(s)					
	FY 2025	FY 2026	FY 2027	FY 2028	FY 2029	FY 2030
Source						
Grant*	\$864,781					
ARPA						
General Fund Balance	\$864,781					
Restricted Funds*						

\* Grant: Department of the Interior/National Park Service – Land and Water Conservation Fund

## Memorial Park – Tot Lot Replacement

Mission Category: Stewardship of Assets

### Project Summary



The 0-5 Age, or Tot Lot, playground at Memorial Park will need to be replaced upon conclusion of its usefulness and safety expectancy. A new Tot Lot is proposed with additional tactile and sensory educational features, as well as ADA-inclusive features.

**Anticipated Outcomes:** The new Tot Lot will enhance enjoyment of this park amenity, having features for children of all ability levels as well as additional tactile and sensory educational features.

	FY 2025	FY 2026	FY 2027	FY 2028	FY 2029	FY 2030
Source						
Grant*	\$99,833					
ARPA						
General Fund Balance						
Restricted Funds*	\$11,092					

\* Grant: MD DNR Program Open Space Local Share

\* Restricted Funds: Park Impact Fees

## THS Park – Softball Field Lighting

Mission Category: Stewardship of Assets

### Project Summary



The three (3) softball fields at Taneytown High School (THS) Park do not currently have any lights. This restricts play on the fields to daylight hours only. Installing four (4) light poles with LED fixtures for two (2) of these fields – the two most used – will enable evening play and additional use of the fields.

**Anticipated Outcomes:** The new lighting will enable evening use of two (2) softball fields and reduce the burden on the local softball league to find other lighted fields.

	FY 2025	FY 2026	FY 2027	FY 2028	FY 2029	FY 2030
Source						
Grant*	\$51,086					
ARPA						
General Fund Balance						
Restricted Funds*	\$8,914					

\* Grant: MD DNR Program Open Space Local Share

\* Restricted Funds: Park Impact Fees

## Memorial Park – Splash Park

Mission Category: Stewardship of Assets;

### Project Summary



Installation of a recirculating water splash park at Memorial Park with multiple water features and sensory integrations. This amenity has been requested multiple times from our community via two separate park surveys and general correspondence.

**Anticipated Outcomes:** Once complete, the splash park will enable the community to enjoy the benefits not only of cooling down during hot weather, but also obtaining exercise, and will provide rich sensory development opportunities for children. We anticipate this amenity to be the “crown feature” at Memorial Park.

Project Funding and Scheduled Year(s)							
	FY 2025	FY 2026	FY 2027	FY 2028	FY 2029	FY 2030	
Source							
Grant*							
ARPA							
General Fund Balance			\$640,000				
Restricted Funds*							

## Roberts Mill Park – Field Lighting Retrofit

Mission Category: Stewardship of Assets

### Project Summary



The thirty-two (32) outdated halide stadium light bulbs on our Roberts Mill Park multipurpose field (aka Field/Pitch #3) should be replaced with energy efficient LED lights. This retrofit will save valuable taxpayer dollars on the City's monthly electric bills, as well as provide brighter, more sustainable lighting for athletes and spectators at this facility.

**Anticipated Outcomes:** The LED lighting will provide an anticipated annual energy reduction of 35,460 kWh and an anticipated cost savings of \$4,026.13 per year, with an anticipated 15-year cost savings of \$60,391.95 (15 years is the anticipated LED bulb life).

Project Funding and Scheduled Year(s)						
	FY 2025	FY 2026	FY 2027	FY 2028	FY 2029	FY 2030
Source						
Grant*						
ARPA						
General Fund Balance		\$125,000				
Restricted Funds*						

## Roberts Mill Park – Playground Replacement

Mission Category: Stewardship of Assets

### Project Summary



The playground at Roberts Mill Park will need to be replaced upon conclusion of its usefulness and safety expectancy. A new playground is proposed with additional tactile and sensory educational features, as well as ADA-inclusive features.

**Anticipated Outcomes:** The new playground will enhance enjoyment of this park amenity, having features for children of all ability levels as well as additional tactile and sensory educational features.

	FY 2025	FY 2026	FY 2027	FY 2028	FY 2029	FY 2029	FY 2030
Source							
Grant*		\$85,000					
ARPA							
General Fund Balance							
Restricted Funds*		\$90,000					

Project Total: \$175,000

\* Grant: MD DNR Program Open Space Local Share

\* Restricted Funds: Park Impact Fees; Fees in Lieu of Open Space

## Memorial Park – Baseball Expansion

Mission Category: Stewardship of Assets

### Project Summary



The local baseball league's registration numbers have grown exponentially with the added City growth, and they are in need of additional baseball fields. The owners of Mountain Brook Farm LP have offered to donate to the City a little over 4 acres of their land immediately adjacent to Memorial Park for the purpose of baseball field construction. With this land donation, we will be able to install two (2) small (40'-60') fields. We will also install field amenities such as dugouts, lights, and bleachers.

**Anticipated Outcomes:** The new fields will enable our local baseball league to better facilitate their growing number of registrants/teams.

Project Funding and Scheduled Year(s)						
	FY 2025	FY 2026	FY 2027	FY 2028	FY 2029	FY 2030
Source						
Grant*						
ARPA						
General Fund Balance		\$150,000				
Restricted Funds*						



## Flickinger Park – Playground Replacement

Mission Category: Stewardship of Assets

### Project Summary



The playground at Flickinger Park will need to be replaced upon conclusion of its usefulness and safety expectancy. A new playground is proposed with additional tactile and sensory educational features, as well as ADA-inclusive features.

**Anticipated Outcomes:** The new playground will enhance enjoyment of this park amenity, having features for children of all ability levels as well as additional tactile and sensory educational features.

Project Funding and Scheduled Year(s)						
	FY 2025	FY 2026	FY 2027	FY 2028	FY 2029	FY 2030
Source						
Grant*						
ARPA						
General Fund Balance			\$165,000			
Restricted Funds*						

## Festival Park – Engineering

Mission Category: Stewardship of Assets

### Project Summary



This 26.54 acre park is intended to be used for facilitation of major events such as festivals, concerts, etc. In addition to basic infrastructure (utilities such as electric, water, sewer), amenities may include an amphitheater. Parking facilities and a stormwater management area will be required. Engineering services for this project will be required, including site planning, coordination of agency review and approval, and RFP assistance.

**Anticipated Outcomes:** The selected engineer will develop full site plans through consultation with the City, will coordinate submission of plans to review agencies and update as necessary after the review/approval process, and assist with the RFP for facility construction.

Project Funding and Scheduled Year(s)						
	FY 2025	FY 2026	FY 2027	FY 2028	FY 2029	FY 2030
Source						
Grant*						
ARPA						
General Fund Balance				\$120,000		
Restricted Funds*						

## Festival Park – Construction

Mission Category: Stewardship of Assets

### Project Summary



This 26.54 acre park is intended to be used for facilitation of major events such as festivals, concerts, etc. In addition to basic infrastructure (utilities such as electric, water, sewer), amenities may include an amphitheater. Parking facilities and a stormwater management area will be required.

**Anticipated Outcomes:** The completed park will facilitate large events such as festivals, concerts, etc., as well as special events by outside organizers (as approved by the City).

Project Funding and Scheduled Year(s)						
	FY 2025	FY 2026	FY 2027	FY 2028	FY 2029	FY 2030
Source						
Grant*						
ARPA						
General Fund Balance					\$2,000,000	
Restricted Funds*						

## Roth Avenue Park – Playground Replacement

Mission Category: Stewardship of Assets

### Project Summary



The playground at Roth Avenue Park will need to be replaced upon conclusion of its usefulness and safety expectancy. A new playground is proposed with additional tactile and sensory educational features, as well as ADA-inclusive features.

**Anticipated Outcomes:** The new playground will enhance enjoyment of this park amenity, having features for children of all ability levels as well as additional tactile and sensory educational features.

Project Funding and Scheduled Year(s)						
	FY 2025	FY 2026	FY 2027	FY 2028	FY 2029	FY 2030
Source						
Grant*						
ARPA						
General Fund Balance						\$175,000
Restricted Funds*						