

NOTICE OF SPECIAL COMMITTEE MEETINGS

Scheduled for
Monday, June 24, 2019,
beginning at 6:30 p.m. in

Council Chambers
Village Hall of Tinley Park
16250 S. Oak Park Avenue
Tinley Park, Illinois

Special Finance Committee
Special Community Development Committee
Special Marketing Committee

A copy of the agendas for these meetings is attached hereto.

Kristin A. Thirion
Clerk
Village of Tinley Park

NOTICE OF SPECIAL MEETING OF THE
FINANCE COMMITTEE

Notice is hereby given that a special meeting of the Finance Committee of the Village of Tinley Park, Cook and Will Counties, Illinois, will begin at 6:30 p.m. on Monday, June 24, 2019, in Council Chambers at the Village Hall of Tinley Park, 16250 S. Oak Park Avenue, Tinley Park, Illinois.

The agenda is as follows:

1. OPEN THE MEETING
2. CONSIDER THE APPROVAL OF THE MINUTES OF THE SPECIAL FINANCE COMMITTEE MEETING HELD ON MAY 28, 2019.
3. REVIEW MAY 2019 FINANCIAL REPORT.
4. DISCUSS LIABILITY AND WORKERS COMPENSATION INSURANCE.
5. DISCUSS HEALTH INSURANCE.
6. DISCUSS REVOCATION OF BUSINESS LICENSE FOR TAXI EXPRESS AND ARS RESCUE ROOTER:
 - a. INITIATION OF THE HEARING
 - b. APPOINTMENT OF A HEARING OFFICER
7. RECEIVE COMMENTS FROM THE PUBLIC.

ADJOURNMENT

KRISTIN A. THIRION
VILLAGE CLERK

MINUTES
Special Meeting of the Finance Committee
May 28, 2019 - 6:30 p.m.
Village Hall of Tinley Park – Council Chambers
16250 S. Oak Park Avenue
Tinley Park, IL 60477

Members Present: D. Galante, Chairman
C. Berg, Village Trustee
M. Mueller, Village Trustee

Members Absent: None

Other Board Members Present: None

Staff Present: D. Niemeyer, Village Manager
P. Carr, Assistant Village Manager
B. Bettenhausen, Village Treasurer
M. Zonsius, Assistant Village Treasurer
P. Connelly, Village Attorney
M. Thomas, Information Technology Manager
D. Framke, Marketing Director
K. Clarke, Planning Manager
D. Ritter, Senior Planner
P. Hoban, Economic Development Manager
L. Valley, Executive Assistant to the Manager and Trustees
D. Sanfilippo, Executive Assistant to the Mayor
L. Godette, Deputy Village Clerk
L. Carollo, Commission/Committee Secretary

Item #1 - The Special Meeting of the Finance Committee was called to order at 6:36 p.m.

Item #2 – CONSIDER APPROVAL OF THE MINUTES OF THE SPECIAL FINANCE COMMITTEE MEETING HELD ON APRIL 10, 2019 – Motion was made by Chairman Galante, seconded by Trustee Berg, to approve the minutes of the Special Meeting of the Finance Committee held on April 10, 2019. Vote by voice call. Chairman Galante declared the motion carried.

Item #3 – REVIEW APRIL 2019 FINANCIAL REPORT - M. Zonsius, Assistant Village Treasurer presented a revenues update for April 2019 - Fiscal Year 2019, Month 12. He noting that sales activity is up over the prior year. A summary status of revenues for Sales Tax, Home Rule Sales Tax, Use Tax, Income Tax, Property Tax, Video Gaming, Motor Fuel Taxes and Commuter Parking were the subjects of the report.

<u>Tax</u>	<u>Fiscal Year to Date</u>
Sales Tax	+ 1.4%
Home Rule Sales Tax	+ 3.9%
Use Tax	+ 14%
Income Tax	+ 7.1%
Video Gaming	+ 25.3%
Motor Fuel Taxes	+ 0.1%

Total year to date property tax receipts for fiscal year 2019 were approximately \$4,100 greater than the same period a year ago. Year to date commuter parking utilization was down by nearly 1%.

The Finance Committee received a copy of the revenues update for April 2019. Chairman Galante asked the Committee if there were any questions. No one came forward.

Item #4 – RECEIVE COMMENTS FROM THE PUBLIC - No comments from the public.

ADJOURNMENT

Motion was made by Chairman Galante, seconded by Trustee Berg, to adjourn this Special Meeting of the Finance Committee. Vote by voice call. Chairman Galante declared the motion carried and adjourned the meeting at 6:42 p.m.

lc

DRAFT



MEMORANDUM



TO: Village Board

6 June 2019

FROM: Brad L. Bettenhausen, Treasurer

RE: Revenues update - May 2019 - Fiscal Year 2020, Month 1

Attached are the monthly “dashboard” graphs summarizing the status of the revenues and expenses as we start the new Fiscal Year. In the following tables, the Fiscal Year to Date column has been left blank, since with only one month of activity, the month and year to date are identical. The summary analysis and highlights of key items are included below.

General Fund:

Sales Tax – May reporting – February sales activity

	This Month	Fiscal Year to Date
This Fiscal Year	1,015,884	
Last Fiscal Year	1,012,760	
Dollars change	3,124	
Percent change	0.3%	

There is a three month lag between when a taxable sale is made to when the Village’s share of the sales tax rate (1%) is distributed by the Illinois Department of Revenue.

This establishes a new high water mark for this month’s receipts. Seven of the last twelve months have established new highs.

Home Rule Sales Tax – May reporting – February sales activity

	This Month	Fiscal Year to Date
This Fiscal Year	398,909	
Last Fiscal Year	372,903	
Dollars change	26,006	
Percent change	7.0%	

The Home Rule Sale Tax that became effective July 1, 2014 at a rate of 0.75%. The Home Rule Sales Tax does not apply to titled property (vehicles), groceries and drugs. Like the regular sales tax, there is a three month spread between a taxable sale and our tax receipt.

As part of the State's FY2018 budget adopted under Public Act 100-0023, a 2% administrative fee was authorized to be deducted from any additional sales taxes authorized by a municipality (applicable to Home Rule and Non-Home Rule sales taxes). The fee first appeared with the August 2017 tax distributions (May liability). The administrative fee was reduced to 1.5% with the approval of the State's FY 2019 budget. The reduced fee was effective with the July 2018 distribution (April liability). This fee, and its rate change, will impact the comparative sales tax analysis reflected in the table above.

This establishes a new high water mark for this month's receipts. Ten of the last twelve months have established new highs.

For informational/comparative purposes, the Home Rule sales tax has represented approximately 41% of the regular sales tax and is a reasonable "rule of thumb" for determining a quick estimate of the HMR relative to the MT (the State abbreviations for the Home Rule and Municipal sales taxes). The range has been from a high of slightly more than 46% to a low of slightly less than 37%. The ratio will regularly fluctuate over time depending on the sales mix for the reporting period. Despite the imposition of the new administrative fee, the net sales tax remains approximately 41% of the regular sales tax. This means that, but for the administrative fee, the average proportion of HMR tax to MT would be slightly higher.

Use Tax - May reporting – February sales activity

	This Month	Fiscal Year to Date
This Fiscal Year	136,943	
Last Fiscal Year	111,076	
Dollars change	25,867	
Percent change	23.3%	

Use tax is the sales tax collected on out-of-state purchases shipped to Illinois (internet sales) and merchandise used by retailers where sales tax had not previously been paid. Increases in the Use Tax during this fiscal year can be partially attributable to the "Wayfair" decision that has largely made internet sales subject to sales tax.

This establishes a new high water mark for this month's receipts. All twelve of the past twelve months have established new highs.

Income Tax – May reporting (share of taxes collected in April)

	This Month	Fiscal Year to Date
This Fiscal Year	1,138,674	
Last Fiscal Year	777,685	
Dollars change	360,989	
Percent change	46.4%	

This establishes a new high water mark for this month's receipts. Four of the past twelve months have established new highs.

As part of the State's FY2018 budget adopted under Public Act 100-0023, a 10% reduction in the LGDF (Local Government Distributive Fund; or Income Tax) was authorized for the State's Fiscal Year 2018 (July 2017 through June 2018). The State's budget for Fiscal Year 2019 continued to include a reduction to the LGDF, but at a rate of 5% and was effective with the distribution for July 2018.

Property Tax

The Cook County first installment tax bill is due each year on March 1 and is calculated as an estimate based on 55% of the prior year's total tax. The second installment, by Illinois Statutes, is due August 1 and represents the balance of the annual tax, after deducting the first installment estimate.

Will County releases tax bills at the beginning of May with the two equal installments due generally June 1 and September 1. This is consistent with the methods employed throughout most of the State with the exception of Cook County.

Within the Village fiscal year, the Cook County tax distributions in the months of May and June are generally late payments and "housekeeping" distributions of collections and adjustments for prior tax years, with July through September primarily distributions of current year second installment payments. The tax distributions occurring in the latter portion of February and continuing through March and April are primarily related to the next tax year's first installment estimate.

For this Fiscal Year, the current tax collections (tax years 2018 and 2019) for Cook County are approximately \$70,800 lower than the comparable period of last year (tax years 2017 and 2018).

Will County current tax year (2018) collections are approximately \$370,600 less than the comparable period last year (tax year 2017). This decrease is not unexpected and is the result of a) increase in the portion of the levy for Police Pension; and b) a change in the "look back" tax adjustment for the prior year.

Total year to date tax receipts for fiscal year 2020 are approximately \$364,000 less than the same period a year ago.

Fluctuations in property tax receipts when viewed from the Village fiscal year perspective are not uncommon and are the result of timing issues related both to when tax payments are made by property owners and when distributions are subsequently made from the respective County Treasurers. Since 2007, the Police Pension levy portion of the Village annual tax levy has been distributed directly into the pension fund accounts rather than coming into the Village General Fund first. The Village's levy, in total, has been held essentially flat between tax years 2012 and 2017. As the Police Pension levy requirements have increased each year, the remaining levy deposited to the General Fund will decrease, and would be expected to result in decreasing receipts on a comparative basis when looking at only the General Fund. However, as noted, due

to timing of tax payments and distributions, this expected trend can be masked, as has been reflected above. Additionally, the year to year comparative statistics by separate county will also be skewed as the percentage of Equalized Assessed Value (EAV) in the respective counties changes over time (e.g. if Will County becomes a larger percentage of the tax base, the Will County share of the overall levy also increases.)

Fluctuations in tax collections are to be expected from month to month, and year to year. As part of our normal revenue monitoring, we regularly review the overall collections versus the extended levy for each tax year. No unusual or unexpected fluctuations have been noted.

Video Gaming - May activity reporting

(Distributive share of net Video Gaming Terminal Income Tax for April)

	This Month	Fiscal Year to Date
This Fiscal Year	45,821	
Last Fiscal Year	37,600	
Dollars change	8,221	
Percent change	21.9%	

There is a two month lag between when the gaming revenues are generated and the distribution. The first Video Gaming Terminals in Tinley Park were installed in March 2014.

Because there continues to be growth in the number of businesses offering video gaming, all of the past twelve months have established new highs for the respective months. This month's Terminal Income Tax establishes a new high for a single month and exceeded the one month high mark established just three months earlier (December).

As of the end of the reporting period, 32 State licenses are active. The licensed establishments contain 150 gaming terminals reporting. In the comparative analysis above, the prior year represented 31 licensees and 144 machines reported.

The Illinois Gaming Board (IGB) indicates the following license application(s) has/have been approved through the IGB meeting of 18 April 2019 but is/are not included in current activity reporting. This/these establishment(s) may not have been approved for local licensing; not paid the local licensing (if locally approved) during this reporting period; or not initiated gaming operations during the current reporting period:

Los 3 Burritos #2; 8005 183rd St [State approved 2 Nov 2018]

Buffalo Wild Wings; 7301 183rd St [State approved 18 April 2019]

The following application(s) is/are pending with the IGB:

Burrito Jalisco #2; 7547 159th St [State application 2 Feb 2018]

Mickey's Ribs; 17432 OPA [State application 3 Apr 2019]

Primal Cut Steakhouse; 17344 OPA [State application 11 Oct 2018]

Tribes Ale House; 9501 171st St [State application 29 Oct 2018]

Other Funds:

Motor Fuel Taxes - May reporting (share of taxes collected in April)

	This Month	Fiscal Year to Date
This Fiscal Year	125,510	
Last Fiscal Year	129,808	
Dollars change	(4,298)	
Percent change	(3.3%)	

There has been significant month-to-month fluctuation in the reporting since fiscal year 2010. There have been unusual fluctuations from month to month in MFT revenues over the past nine (9) plus years (since the start of the Recession). The overall trend continues to be generally along a downward path.

Seven of the past twelve months have reported less motor fuel taxes than the comparable prior period.

The high water mark for this month's revenues was established in 2007. None of the past twelve months have established new high record levels. These results are in keeping with the long term trending for this revenue source as noted previously.

Commuter Parking

The number of daily pay spaces utilized for May 2019 were up slightly less than 2% compared to the same month of the prior year.

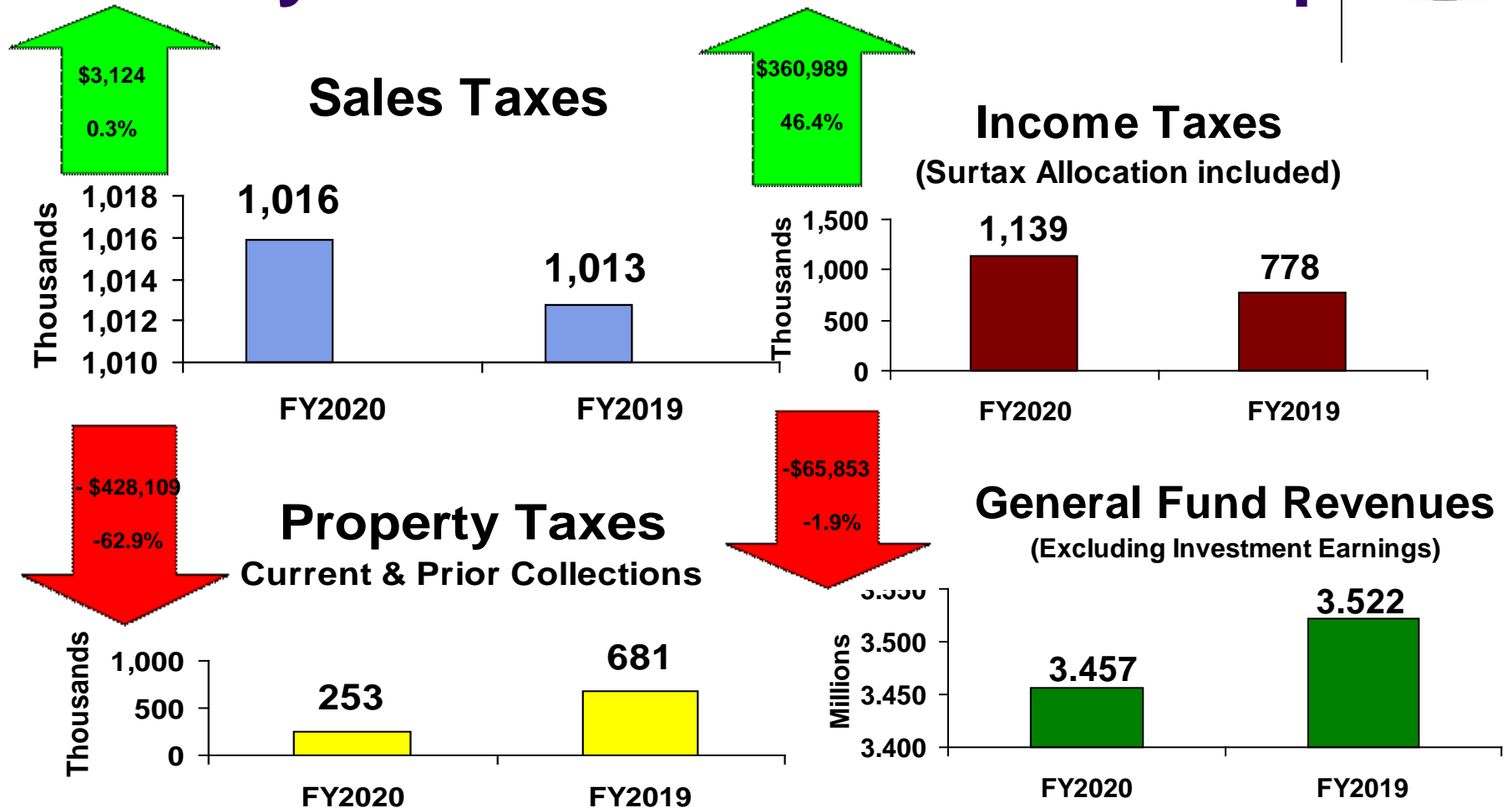
Because of the nature of the commuter parking permits (permits are prepaid parking, which is received regardless of use), there is not much variation in revenues from year to year for permits and thus has been excluded from the above analysis.

The Village Single Use Token program remains popular with commuters. Nearly 14,000 tokens were sold this month. over 14,200 tokens were used for parking during the month. There are approximately 33,400 unused tokens outstanding at the end of the current reporting period. This outstanding "inventory" represents approximately 2.3 months of potential future token usage.

It should be kept in mind that Commuter Parking fee revenues, at a daily rate of \$1.50, both individually and collectively are relatively minor comparatively to the other revenue items discussed in this memo.

Village of Tinley Park, Illinois

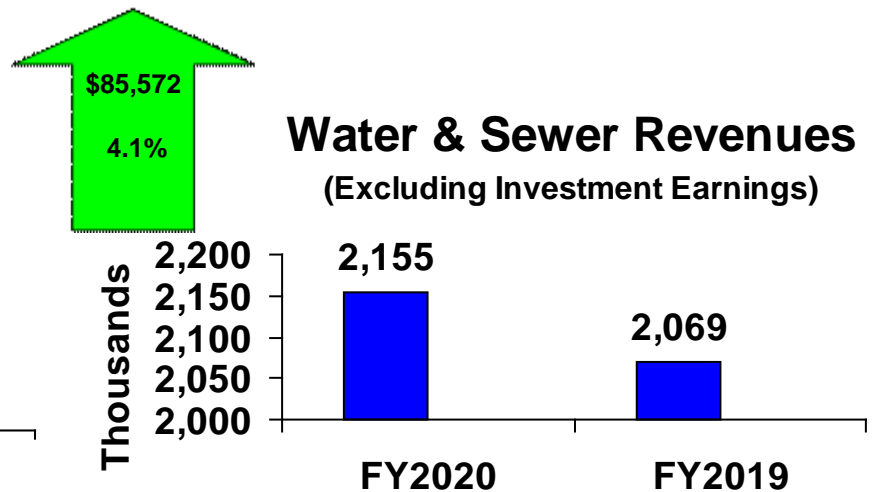
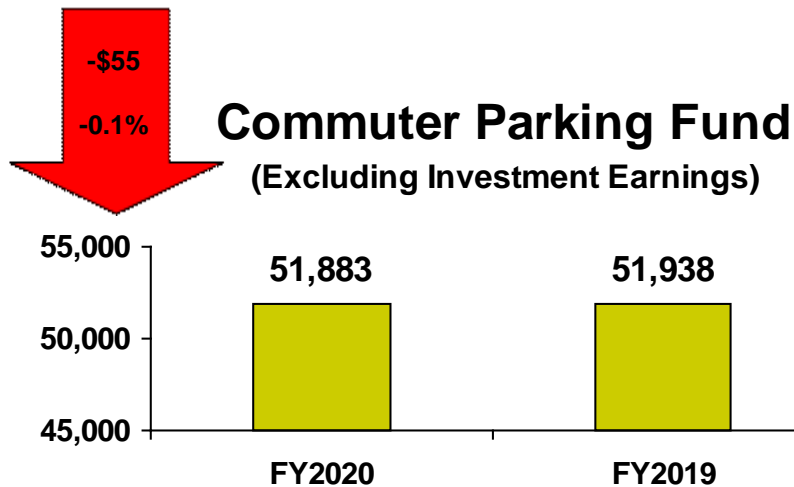
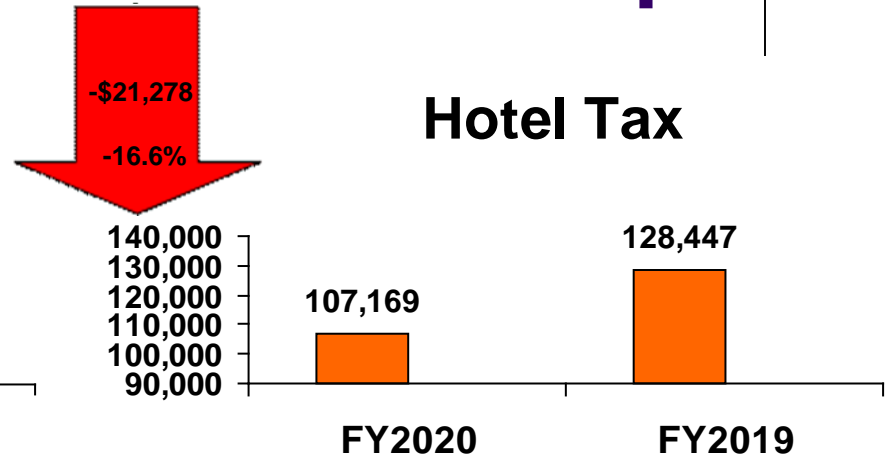
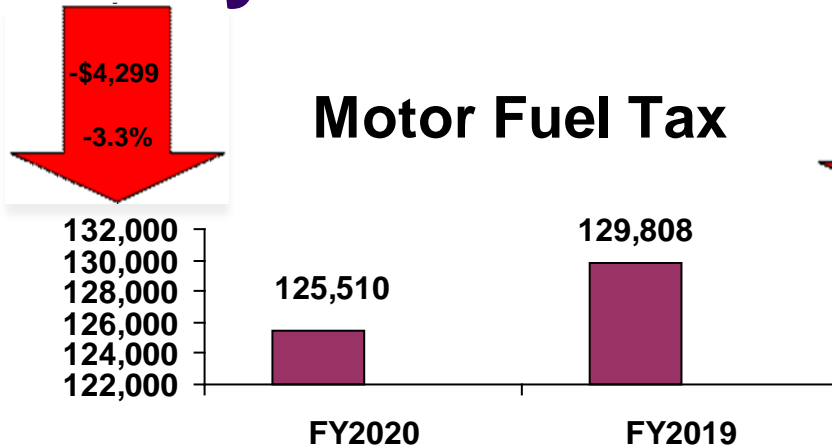
May 2019 YTD Revenues Recap





Village of Tinley Park, Illinois

May 2019 YTD Revenues Recap





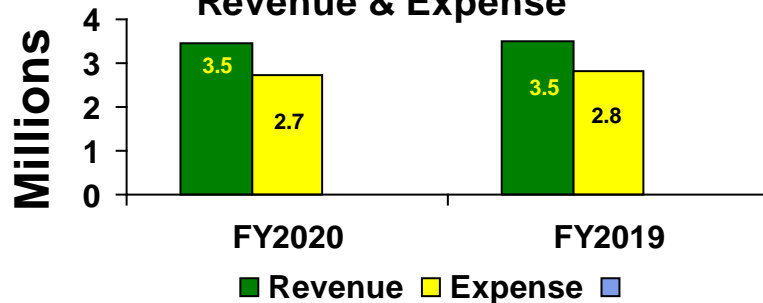
Village of Tinley Park, Illinois

Revenue/Expense Summary

May 2019 Year to Date

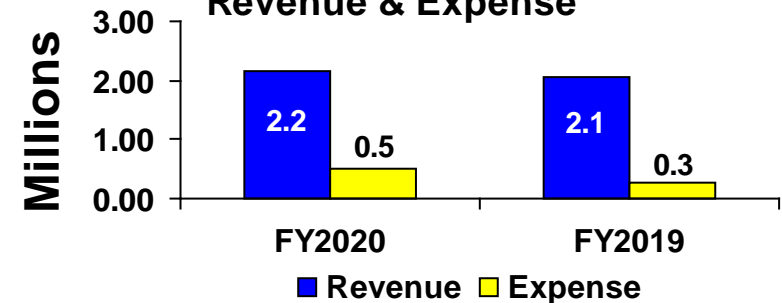
General Fund

Revenue & Expense



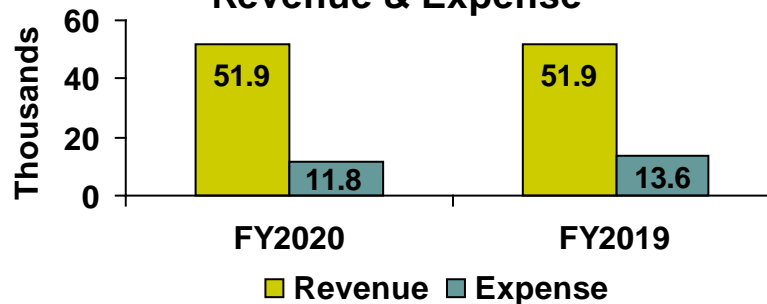
Water & Sewer Fund

Revenue & Expense



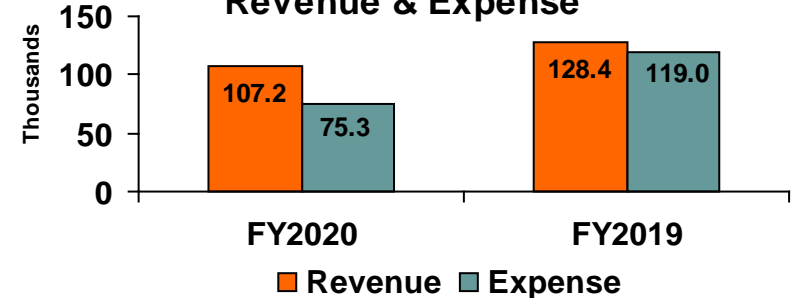
Commuter Parking Fund

Revenue & Expense

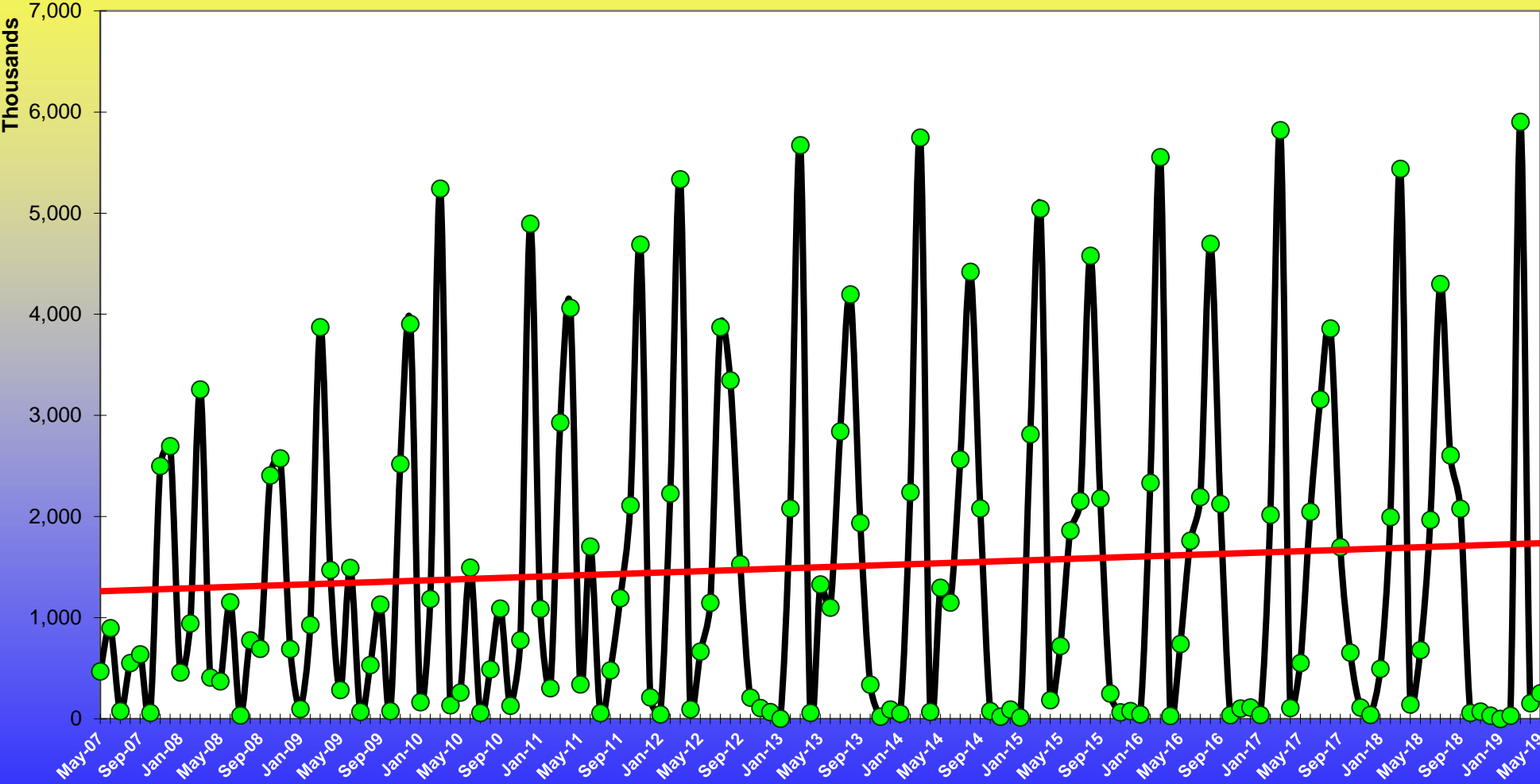


Hotel Tax Fund

Revenue & Expense



Village of Tinley Park Property Tax Revenues
Monthly Fiscal Year 2008 to date

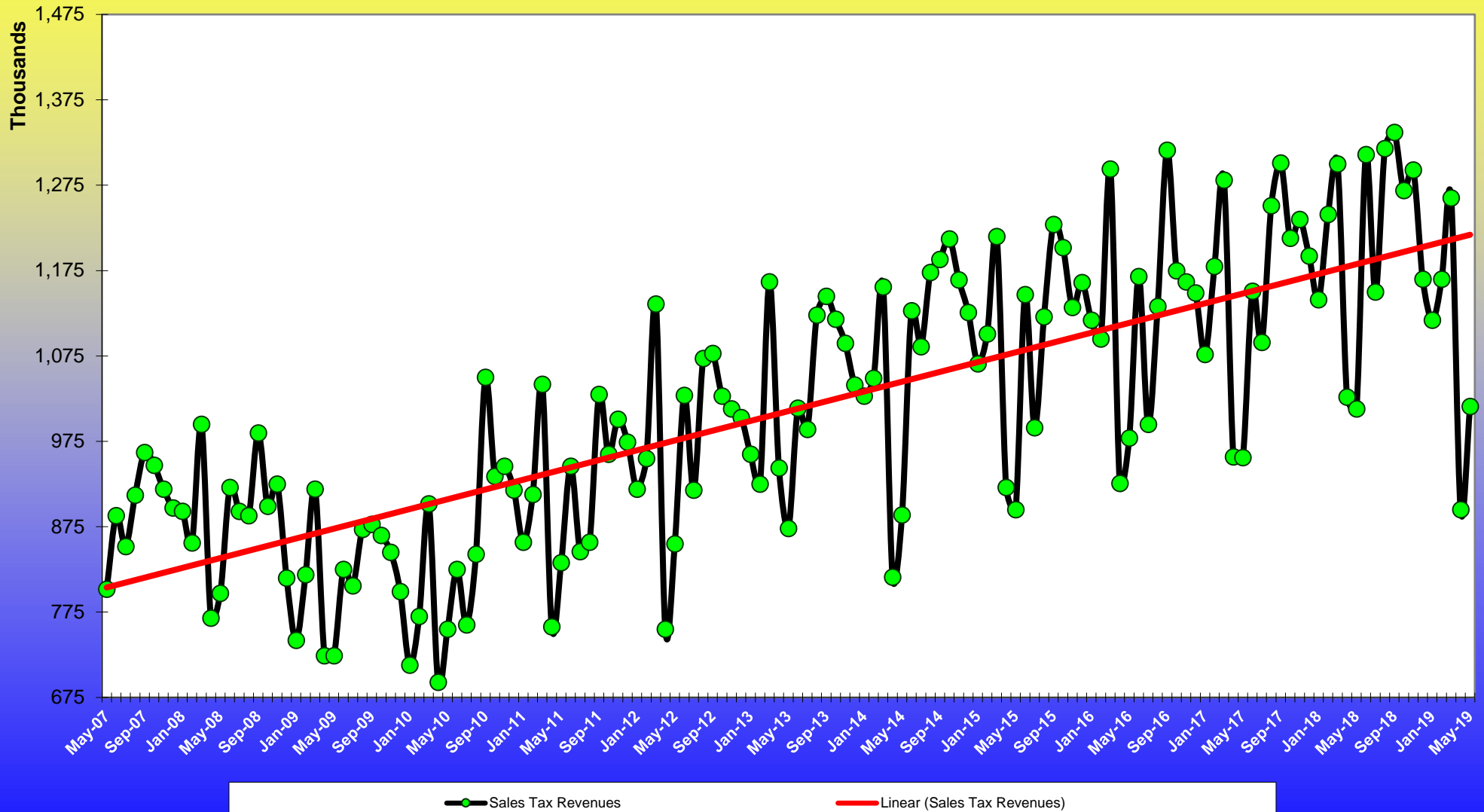


Property Tax Revenues

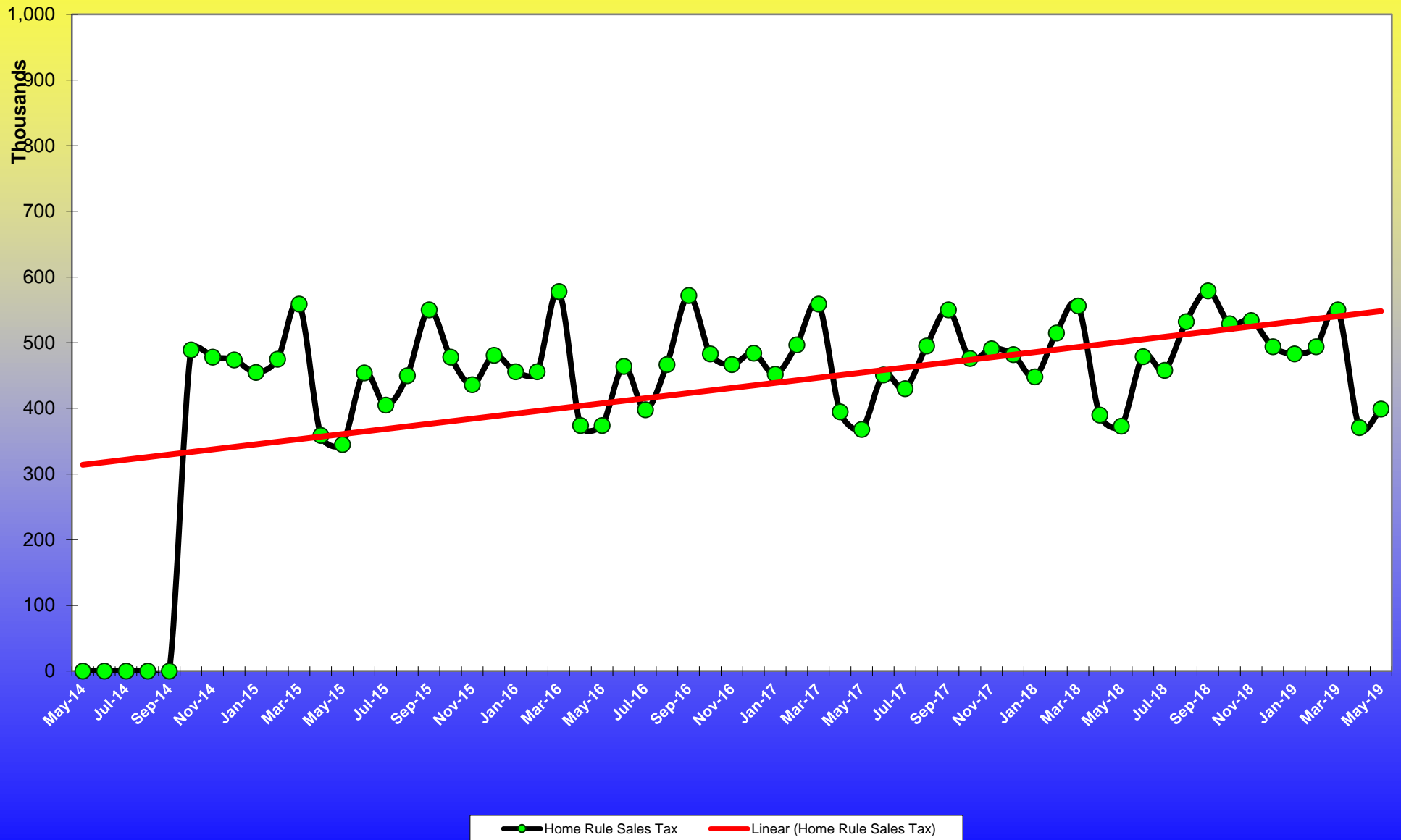
Linear (Property Tax Revenues)

Village of Tinley Park Sales Tax Revenues

Monthly Fiscal Year 2008 to date

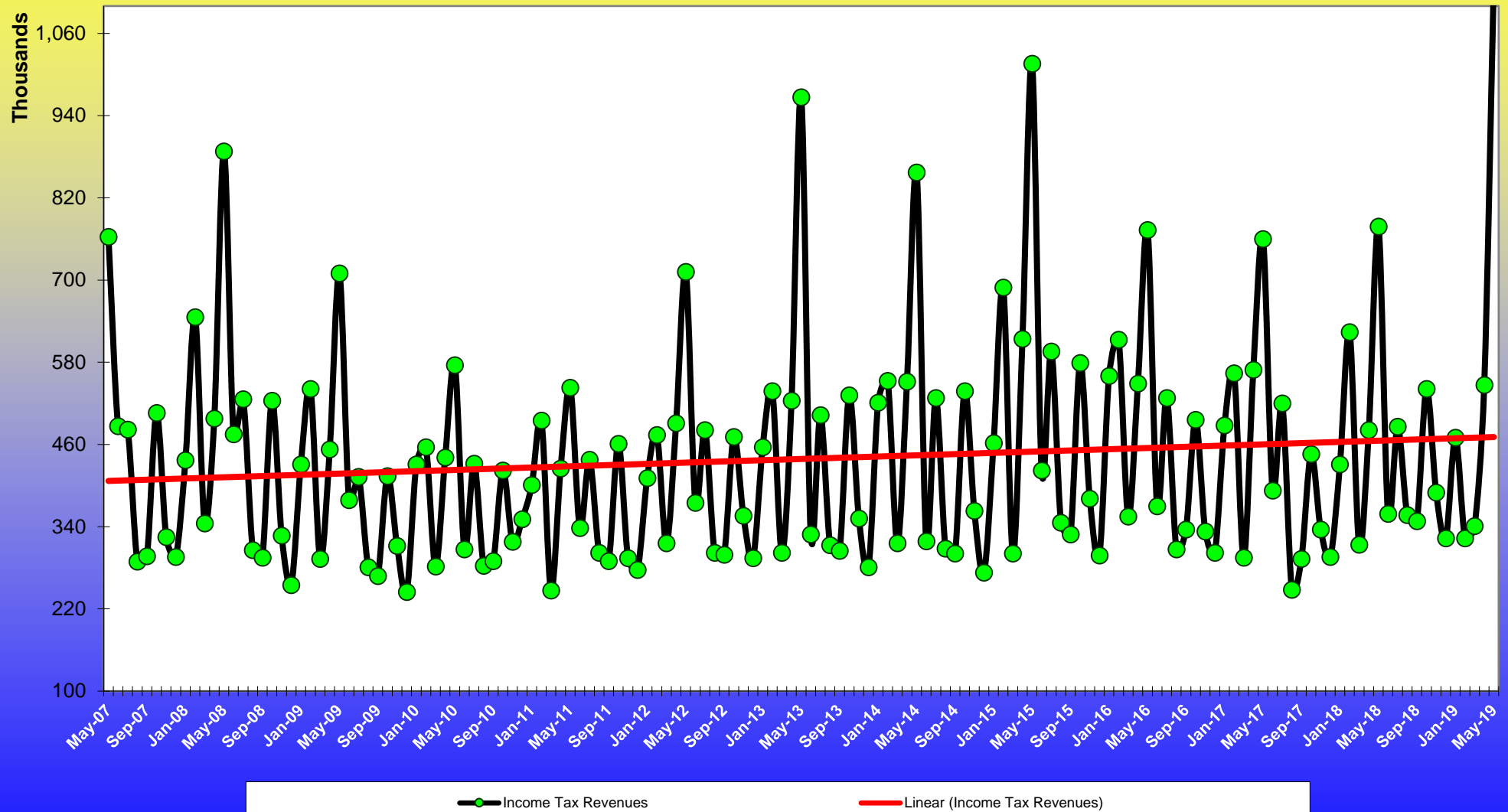


Village of Tinley Park Home Rule Sales Tax Monthly Fiscal Year 2015 to date

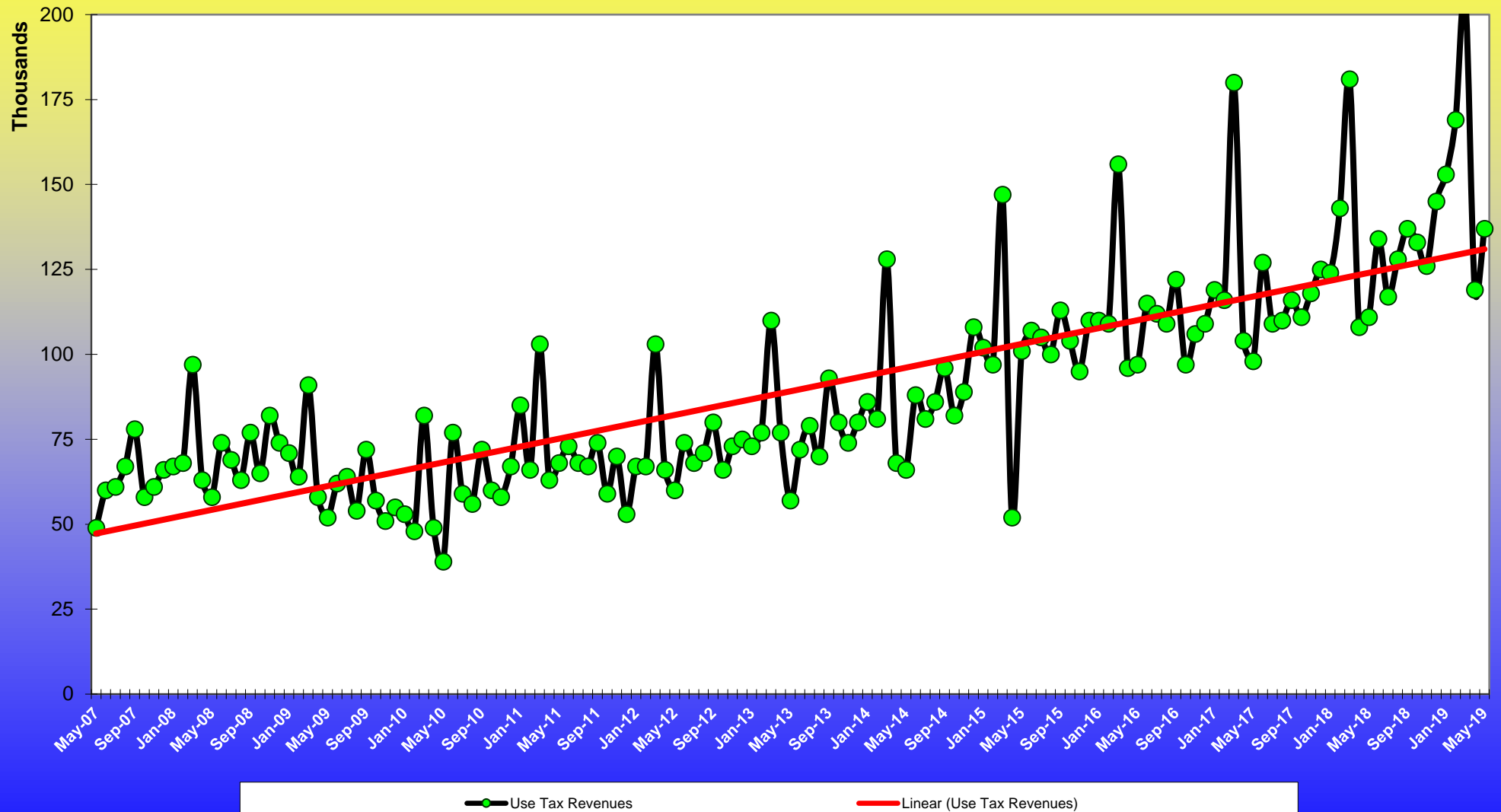


Village of Tinley Park Income Tax Revenues

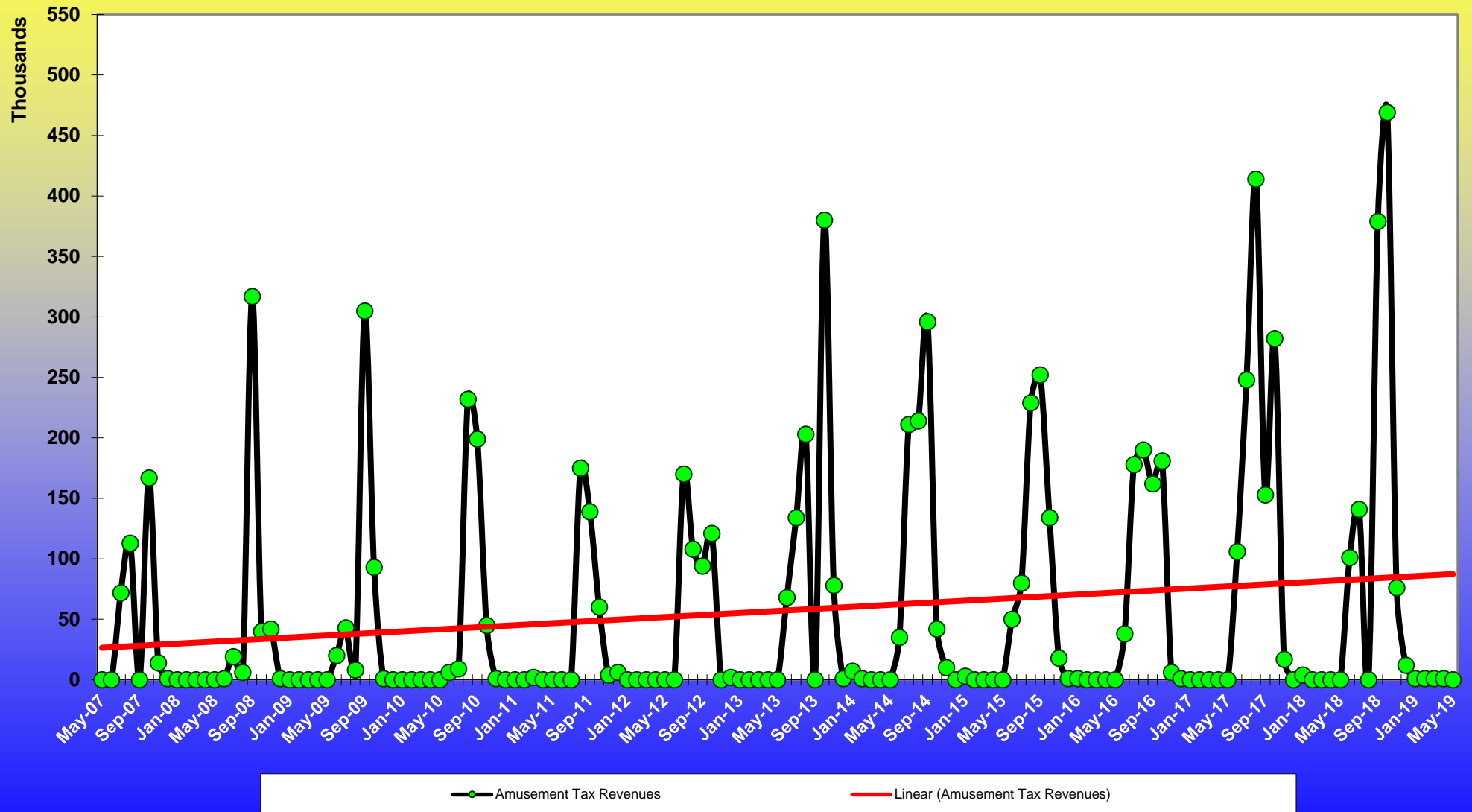
Monthly Fiscal Year 2008 to date



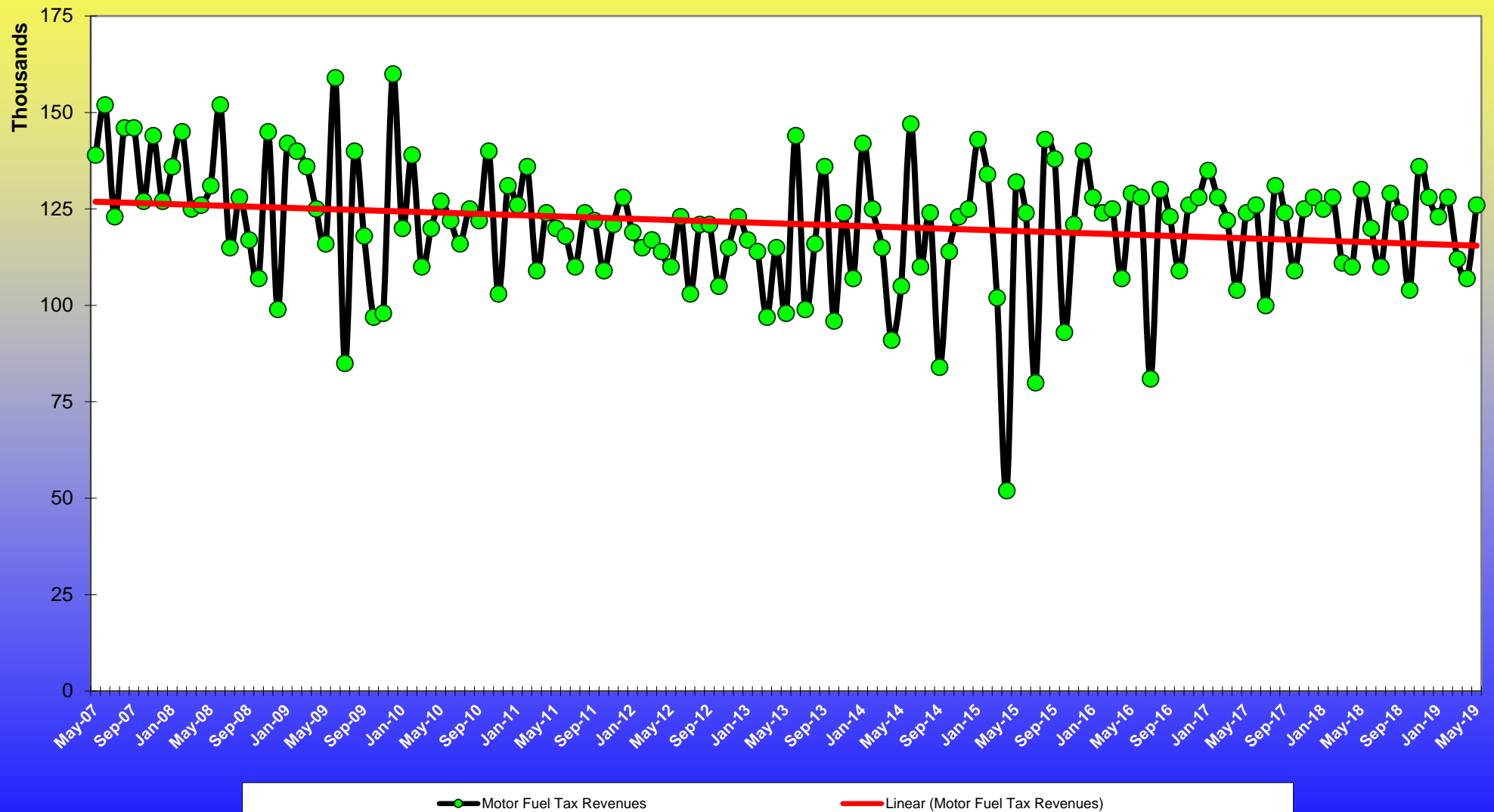
Village of Tinley Park UseTax Revenues Monthly Fiscal Year 2008 to date



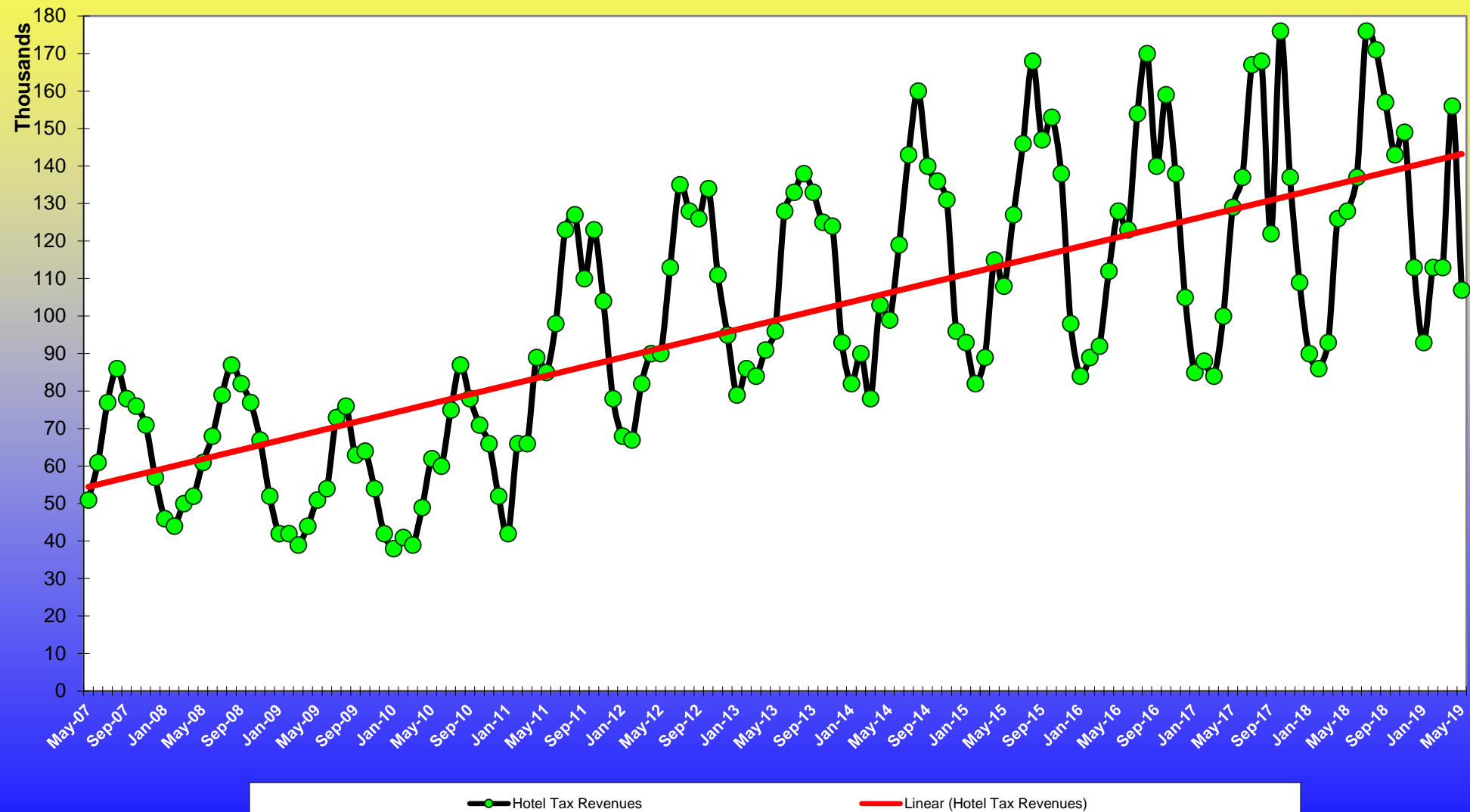
Village of Tinley Park Amusement Tax Revenues Monthly Fiscal Year 2008 to date



Village of Tinley Park Motor Fuel Tax Revenues Monthly Fiscal Year 2008 to date



Village of Tinley Park Hotel Tax Revenues
Monthly Fiscal Year 2008 to date



Village of Tinley Park, Illinois
General Fund
Monthly Comparative Revenue Report
May 2019

Print date 6/5/2019

SOURCE	2018/2019 ACTUAL	2019/2020 BUDGET	2018/2019 PRIOR YEAR CURRENT MONTH	2019/2020 CURRENT YEAR CURRENT MONTH	2018/2019 PRIOR YEAR YEAR TO DATE	2019/2020 CURRENT YEAR YEAR TO DATE	YEAR TO DATE PERCENT OF BUDGET	YEAR TO DATE DOLLARS INCR/DECR	YEAR TO DATE PERCENT INCR/DECR
Beginning Balance, May 1					\$18,827,252	\$30,336,361			
RECEIPTS									
Current R/E Tax Levies	17,369,100	17,960,000	580,215	238,824	580,215	238,824	1.3%	(341,390)	-58.8%
Prior Yrs R/E Tax Levies	(220,142)	0	82	(22,586)	82	(22,586)	#N/A	(22,668)	Over 100% +/-
R/E Tax Levies Road/Brdg	563,674	577,000	37,874	16,402	37,874	16,402	2.8%	(21,472)	-56.7%
Police Pension Tax Receipts	3,071,761	2,880,000	100,807	36,756	100,807	36,756	1.3%	(64,051)	-63.5%
Sales Tax - General	14,300,536	14,800,300	1,012,775	1,015,896	1,012,775	1,015,896	6.9%	3,121	0.3%
Sales Tax - Home Rule	5,874,263	5,900,000	372,903	398,909	372,903	398,909	6.8%	26,006	7.0%
Sales Tax - Incentive Agreements	0	0	0	0	0	0	#N/A	0	#N/A
Sales Tax-Out of State	1,676,541	1,800,000	111,076	136,943	111,076	136,943	7.6%	25,867	23.3%
Sales Tax-Photofinishing	0	0	0	0	0	0	#N/A	0	#N/A
State Income Tax	3,821,735	3,935,000	539,869	790,468	539,869	790,468	20.1%	250,598	46.4%
Income Tax Surcharge (1 & 2)	1,683,501	1,730,000	237,816	348,207	237,816	348,207	20.1%	110,390	46.4%
Vehicle License	0	0	0	0	0	0	#N/A	0	#N/A
Building Permits	411,809	503,000	45,878	33,803	45,878	33,803	6.7%	(12,075)	-26.3%
Plan Review Fees	22,137	18,000	1,798	1,980	1,798	1,980	11.0%	182	10.2%
Business License	324,368	316,000	14,161	2,150	14,161	2,150	0.7%	(12,011)	-84.8%
Video Gaming License	188,967	180,000	4,000	0	4,000	0	0.0%	(4,000)	-100.0%
Contractor's License	47,610	42,000	4,750	5,000	4,750	5,000	11.9%	250	5.3%
Fines/Fees	281,983	272,000	22,795	15,586	22,795	15,586	5.7%	(7,209)	-31.6%
Rebillables	80,003	50,000	2,621	508	2,621	508	1.0%	(2,113)	-80.6%
Amusement tax	1,181,103	1,000,000	0	445	0	445	0.0%	445	#N/A
Garage/Parking tax	0	0	0	0	0	0	#N/A	0	#N/A
Land Lease/Rental Income	161,065	162,000	7,085	7,368	7,085	7,368	4.5%	282	4.0%
Customs Seizures/FBI Reimb.	0	0	0	0	0	0	#N/A	0	#N/A
State Reimb	32,387	12,000	0	0	0	0	0.0%	0	#N/A
Replacement Tax	70,154	69,300	13,871	19,120	13,871	19,120	27.6%	5,250	37.9%
OTB Handle Tax	0	0	0	0	0	0	#N/A	0	#N/A
Video Gaming Tax	434,230	525,000	42,693	48,132	42,693	48,132	9.2%	5,439	12.7%
State Reimb - Emergency Mgmt.	74,412	25,000	0	0	0	0	0.0%	0	#N/A
Ambulance Collections Overage	0	0	0	0	0	0	#N/A	0	#N/A
Fire Protection Services TPMHC	0	0	0	0	0	0	#N/A	0	#N/A
Salary Reserve	0	0	0	0	0	0	#N/A	0	#N/A
Insurance Reimb	60,481	25,000	5,632	0	5,632	0	0.0%	(5,632)	-100.0%
Investment Interest	260,893	313,000	20,697	931	20,697	931	0.3%	(19,766)	-95.5%
Investment Market Value Adj.	0	0	0	0	0	0	#N/A	0	#N/A
Transfer from Hotel/Motel Fund	706,620	850,000	61,158	65,074	61,158	65,074	7.7%	3,915	6.4%
Transfer from SSA#3 Fund	0	0	0	0	0	0	#N/A	0	#N/A
Transfer from Legacy TIF Fund	0	0	0	0	0	0	#N/A	0	#N/A
Transfer from OPA TIF Fund	500,000	0	0	0	0	0	#N/A	0	#N/A
Transfer from MSN TIF Fund	0	0	0	0	0	0	#N/A	0	#N/A
Transfer from MSS TIF Fund	350,000	0	0	0	0	0	#N/A	0	#N/A
Transfer from State Campus TIF	24,295	0	0	0	0	0	#N/A	0	#N/A
Miscellaneous	382,604	346,648	66,082	47,808	66,082	47,808	13.8%	(18,274)	-27.7%
Police Grants	6,566	6,000	928	0	928	0	0.0%	(928)	-100.0%
Miscellaneous Grants	32,584	0	0	0	0	0	#N/A	0	#N/A
Bus Services	20,685	20,650	496	1,753	496	1,753	8.5%	1,257	Over 100% +/-
Telecom Tax & IMF Tax	263,859	260,000	24,261	22,505	24,261	22,505	8.7%	(1,757)	-7.2%
Cable Franchise	1,020,022	1,004,000	188,528	192,174	188,528	192,174	19.1%	3,645	1.9%
Natural Gas Franchise Fee	49,379	48,000	0	0	0	0	0.0%	0	#N/A
Police Security Reimb	418,323	366,340	22,236	33,315	22,236	33,315	9.1%	11,078	49.8%
Total Receipts	55,547,511	55,996,238	3,543,089	3,457,470	3,543,089	3,457,470	6.2%	(85,619)	-2.4%

YTD budget
\$4,666,353

Total funds available

\$22,370,341

\$33,793,830

Percent of year
completed
8.3%

Village of Tinley Park, Illinois
General Fund
Monthly Comparative Expense Report
May 2019

DEPT.	EXPENDITURES	2018/2019	2019/2020	2018/2019	2019/2020	2019/2020	PERCENT OF BUDGET EXPENDED	YEAR TO DATE EXPENDITURES INCR/DECR	PERCENT INCR/DECR	2018/2019 ACTUAL EXPENDITURES
		PRIOR YEAR CURRENT MONTH	CURRENT YEAR CURRENT MONTH	PRIOR YEAR YEAR TO DATE	CURRENT YEAR YEAR TO DATE					
11	Mayor & Trustees	16,650	20,653	16,650	20,653	279,663	7.4%	4,003	24.0%	30,135
12	Village Manager	54,798	63,957	54,798	63,957	962,702	6.6%	9,158	16.7%	65,644
13	Village Clerk	45,646	46,946	45,646	46,946	711,841	6.6%	1,300	2.9%	46,906
14	General Overhead	13,085	20,520	13,085	20,520	2,569,300	0.8%	7,435	56.8%	152,638
15	Finance	68,619	84,008	68,619	84,008	1,423,910	5.9%	15,389	22.4%	81,315
16	Information Technology	70,040	65,664	70,040	65,664	1,263,216	5.2%	(4,377)	-6.3%	70,511
17	Police	1,262,394	1,226,292	1,262,394	1,226,292	17,229,323	7.1%	(36,101)	-2.9%	1,103,799
19	Fire Department	276,167	288,673	276,167	288,673	5,072,131	5.7%	12,506	4.5%	479,627
19-020	Fire Prevention	71,598	70,488	71,598	70,488	1,054,820	6.7%	(1,110)	-1.6%	83,039
21	Emergency Management	160,893	166,883	160,893	166,883	3,325,050	5.0%	5,991	3.7%	273,832
26-023	Road & Bridge	248,296	262,809	248,296	262,809	6,417,690	4.1%	14,513	5.9%	446,245
26-24	Electrical	67,103	43,866	67,103	43,866	1,092,731	4.0%	(23,237)	-34.6%	94,074
26-025	Municipal Buildings	70,472	52,168	70,472	52,168	1,649,674	3.2%	(18,304)	-26.0%	133,315
33-000	Community Dev.-Administration	8,099	8,582	8,099	8,582	168,038	5.1%	483	6.0%	26,630
33-300	Community Dev.-Bldg Dept (Inspection)	79,519	78,775	79,519	78,775	1,480,715	5.3%	(744)	-0.9%	110,660
33-310	Community Dev-Planning Dept	24,862	25,420	24,862	25,420	565,791	4.5%	558	2.2%	34,294
33-320	Community Dev-Economic Developmen	19,314	35,652	19,314	35,652	310,091	11.5%	16,338	84.6%	19,812
35	Marketing/Communications	69,583	74,419	69,583	74,419	1,201,835	6.2%	4,835	6.9%	68,067
41-040	Civil Service Commission	7,425	1,355	7,425	1,355	57,740	2.4%	(6,070)	-81.8%	10,217
41-044	Environmental Commission	283	95	283	95	7,450	1.3%	(187)	-66.4%	187
41-045	Economic/Commerical Commission	3,269	96	3,269	96	14,700	0.7%	(3,173)	-97.1%	126
41-046	Community Resources	5,219	1,732	5,219	1,732	51,160	3.4%	(3,487)	-66.8%	8,448
41-047	Zoning Board of Appeals (ZBA)	62	172	62	172	2,915	5.9%	110	Over 100% +/-	
41-048	Long Range Planning (LRPC)	184	78	184	78	10,010	0.8%	(107)	-58.0%	124
41-050	Veterans Commission	201	239	201	239	24,830	1.0%	39	19.3%	255
41-054	Historic Preservation (HPC)	0	0	0	0	10,165	0.0%	0	#N/A	0
41-056	Senior Services Commission	2,736	4,499	2,736	4,499	51,450	8.7%	1,762	64.4%	6,540
41-057	Sister City Commission	36	38	36	38	2,100	1.8%	2	5.0%	79
42	Village Bus Services	2,552	3,146	2,552	3,146	56,750	5.5%	594	23.3%	5,395
53	Pace Bus Services	6,846	6,734	6,846	6,734	100,860	6.7%	(113)	-1.7%	8,536
58	Main Street Commission	0	0	0	0	0	#DIV/0!	0	#N/A	
96	Transfer to Local Roads	0	0	0	0	0	#DIV/0!	0	#N/A	
96	Transfer to Capital Improvement	0	0	0	0	787,750	0.0%	0	#N/A	
96	Transfer to Bond Stabilization	0	0	0	0	0	#DIV/0!	0	#N/A	
96	Transfer to Capital Improv.-Surtax	0	0	0	0	1,730,000	0.0%	0	#N/A	
96	Transfer to Debt Service	25,464	8,756	25,464	8,756	350,000	2.5%	(16,707)	-65.6%	
96	Transfer to W/S Construction	0	0	0	0	0	#DIV/0!	0	#N/A	
96	Transfer to Train Station O & M Fund	20,000	0	20,000	0	0	#DIV/0!	(20,000)	-100.0%	
96	Transfer to Police Pension	100,807	36,756	100,807	36,756	2,880,000	1.3%	(64,051)	-63.5%	23,420
96	Transfer to Mainstreet Development Tru	0	0	0	0	0	#DIV/0!	0	#N/A	
96	Transfer to Escrow	0	0	0	0	0	#DIV/0!	0	#N/A	
97	Economic Incentives	0	0	0	0	1,677,750	0.0%	0	#N/A	
98	Contingency	4,654	5,400	4,654	5,400	250,000	2.2%	746	16.0%	528
Total		2,806,875	2,704,869	2,806,875	2,704,869	54,844,151	4.9%	(102,005)	-3.6%	3,384,402

Village of Tinley Park, Illinois
Water & Sewer Revenue
Monthly Comparative Revenue Report
May 2019

SOURCE	2018/2019 ACTUAL	2019/2020 BUDGET	2018/2019 PRIOR YEAR CURRENT MONTH	2019/2020 CURRENT YEAR CURRENT MONTH	2018/2019 PRIOR YEAR YEAR TO DATE	2019/2020 CURRENT YEAR YEAR TO DATE	YEAR TO DATE PERCENT OF BUDGET	YEAR TO DATE DOLLARS INCR/DECR	YEAR TO DATE PERCENT INCR/DECR
Beginning balance, May 1					\$9,363,439	\$11,188,688			
RECEIPTS									
Route Consumption	12,856,193	14,353,500	947,098	980,565	947,098	980,565	6.8%	33,467	3.5%
Sewer Transmission	2,066,685	2,220,780	164,128	168,445	164,128	168,445	7.6%	4,317	2.6%
Sewer Treatment - MWRD	822,489	825,000	205,987	204,209	205,987	204,209	24.8%	(1,778)	-0.9%
Sewer Treatment - Frankfort	403,145	460,000	87,165	116,330	87,165	116,330	25.3%	29,165	33.5%
Sewer Treatment - Amer.Wtr.	714,234	710,000	176,220	179,535	176,220	179,535	25.3%	3,316	1.9%
Misc. Consumption	4,777	9,000	3,409	125	3,409	125	1.4%	(3,284)	-96.3%
Sewer Tap	1,550	1,500	250	100	250	100	6.7%	(150)	-60.0%
Water Tap	6,000	5,000	750	1,500	750	1,500	30.0%	750	100.0%
Water Meters	31,934	27,500	1,411	1,234	1,411	1,234	4.5%	(177)	-12.5%
Construction Water	3,952	3,500	618	247	618	247	7.1%	(371)	-60.0%
Turn On Fees	7,325	6,300	625	650	625	650	10.3%	25	4.0%
Investment Interest	126,437	115,000	9,403	0	9,403	0	0.0%	(9,403)	-100.0%
Investment Market Value Adj.	0	0	0	0	0	0	#N/A	0	#N/A
Insurance Reimbursement	5,781	0	0	0	0	0	#N/A	0	#N/A
Miscellaneous	20,132	1,000	0	250	0	250	25.0%	250	#N/A
Water Resales - New Lenox	6,687,538	6,700,000	423,730	438,352	423,730	438,352	6.5%	14,621	3.5%
Water Resales - Amer.Wtr.	798,752	805,000	57,890	63,310	57,890	63,310	7.9%	5,420	9.4%
Bond Refinancing	0	0							
Total Receipts	24,556,924	26,243,080	2,078,684	2,154,853	2,078,684	2,154,853	8.2%	76,169	3.7%
		YTD budget \$2,186,923	Total Funds Available		\$11,442,123	\$13,343,541	Percent of year completed 8.3%		

Village of Tinley Park, Illinois
Commuter Parking Lots
Monthly Comparative Revenue Report
May 2019

SOURCE	2018/2019 ACTUAL	2019/2020 BUDGET	2018/2019 PRIOR YEAR CURRENT MONTH	2019/2020 CURRENT YEAR CURRENT MONTH	2018/2019 PRIOR YEAR YEAR TO DATE	2019/2020 CURRENT YEAR YEAR TO DATE	YEAR TO DATE PERCENT OF BUDGET	YEAR TO DATE DOLLARS INCR/DECR	YEAR TO DATE PERCENT INCR/DECR
Beginning balance, May 1					\$1,187,925	\$1,480,249			
RECEIPTS									
Coins - 80th Avenue North	114,716	118,000	9,864	9,958	9,864	9,958	8.4%	94	1.0%
Coins - 80th Avenue South	180,399	180,000	15,882	15,439	15,882	15,439	8.6%	(443)	-2.8%
Coins - Hickory	23,351	24,000	2,072	1,786	2,072	1,786	7.4%	(286)	-13.8%
Coins - Timber Drive	0	0	0	0	0	0	#N/A	0	#N/A
Tokens - Commuter Daily Lot	232,200	220,000	19,425	20,955	19,425	20,955	9.5%	1,530	7.9%
Permits - Oak Park Ave	11,220	10,500	270	270	270	270	2.6%	0	0.0%
Permits - Beatty Lot	92,178	90,000	1,170	1,376	1,170	1,376	1.5%	206	17.6%
Permits - South Street	36,992	36,000	450	450	450	450	1.3%	0	0.0%
Permits - Hickory	0	0	0	0	0	0	#N/A	0	#N/A
Permits - Municipal	0	0	0	0	0	0	#N/A	0	#N/A
Permits - Church Lot	1,980	1,800	0	0	0	0	0.0%	0	#N/A
Fines - Oak Park Ave	2,350	2,000	200	100	200	100	5.0%	(100)	-50.0%
Fines - Beatty Lot	2,300	1,200	175	150	175	150	12.5%	(25)	-14.3%
Fines - South Street	625	500	25	0	25	0	0.0%	(25)	-100.0%
Fines - Hickory	1,875	1,000	200	25	200	25	2.5%	(175)	-87.5%
Fines - Municipal	0	0	0	0	0	0	#N/A	0	#N/A
Fines - Church Lot	75	50	0	0	0	0	0.0%	0	#N/A
Fines - 80th Avenue North	11,875	7,000	850	625	850	625	8.9%	(225)	-26.5%
Fines - 80th Avenue South	14,307	8,000	1,356	750	1,356	750	9.4%	(606)	-44.7%
Lease Income	0		0	0	0	0	#N/A	0	#N/A
Investment Interest	13,785	12,000	1,215	0	1,215	0	0.0%	(1,215)	-100.0%
Investment Market Value Adj.	0		0	0	0	0	#N/A	0	#N/A
Miscellaneous	0		0	0	0	0	#N/A	0	#N/A
Total Receipts	740,227	712,050	53,153	51,883	53,153	51,883	7.3%	(1,271)	-2.4%
		YTD budget \$59,338	Total Funds Available		\$1,241,078	\$1,532,131	Percent of year completed 8.3%		

Village of Tinley Park, Illinois
Monthly Selected Revenue Summary
May-19

CONFIDENTIAL

					FY 2020 Year to Date Current to Prior Year Comparison				FY 2020 Actual versus Budget Comparison (Note 1)			
	FY 2020 May-19	FY 2019 May-18	Dollars Difference	Percent Change	Through May-19	Through May-18	Dollars Difference	Percent Change	Year to Date Actual	Year to Date Budget	Dollars Difference	Percent Change
Sales Taxes	\$1,016,000	\$1,013,000	\$3,000	0.3%	\$1,016,000	\$1,013,000	3,000	0.3%	\$1,016,000	\$14,800,000	(\$13,784,000)	-93.1%
Home Rule Sales Tax	\$399,000	\$373,000	\$26,000	7.0%	\$399,000	\$373,000	26,000	7.0%	\$399,000	\$5,900,000	(\$5,501,000)	-93.2%
Income Taxes	1,139,000	778,000	361,000	46.4%	1,139,000	778,000	361,000	46.4%	1,139,000	5,415,000	(4,276,000)	-79.0%
Property Taxes	253,000	681,000	(428,000)	-62.8%	253,000	681,000	(428,000)	-62.8%	253,000	20,840,000	(20,587,000)	-98.8%
Motor Fuel Tax	126,000	130,000	(4,000)	-3.1%	126,000	130,000	(4,000)	-3.1%	126,000	1,442,000	(1,316,000)	-91.3%
Hotel Tax	107,000	128,000	(21,000)	-16.4%	107,000	128,000	(21,000)	-16.4%	107,000	1,725,000	(1,618,000)	-93.8%
Commuter Parking Fund	52,000	52,000	0	0.0%	52,000	52,000	0	0.0%	52,000	700,000	(648,000)	-92.6%
Water & Sewer Revenues	2,155,000	2,069,000	86,000	4.2%	2,155,000	2,069,000	86,000	4.2%	2,155,000	14,398,000	(12,243,000)	-85.0%
General Fund Revenues	3,457,000	3,522,000	(65,000)	-1.8%	3,457,000	3,522,000	(65,000)	-1.8%	3,457,000	55,683,000	(52,226,000)	-93.8%

Note 1 - Budgeted amounts are straight line amortization of annual budget (divided by 12, times number of months)

Note 2 - FY2019 Budget Assumptions as Change over FY2018 Budget

Sales Taxes	4.3% higher	Hotel Tax	3.3% higher
Home Rule	1.4% higher	Parking Fund	3.0% lower
Income Taxes	9.7% lower	Water & Sewer Rev.	2.7% higher
Prop. Taxes	0.5% lower	General Fund Rev.	1.8% higher
Motor Fuel Tax	No change		

Note 3 - FY2019 Capita Projections

	IML	IML	IML	IML	IML	IML
Tinley	Dec-17	Feb-18	May-18	Sep-18	Dec-18	Feb-19
Income Taxes	86.22	95.80	89.00	94.87	97.90	96.30
Motor Fuel Taxes	25.22	25.75	25.55	25.25	25.55	25.45
Use Tax	26.54	26.30	26.75	27.50	29.00	29.65

* Dec 17 projections were the figures available at the time of budget preparation

For Internal Use Only

Village of Tinley Park, Illinois
Summary of Building Impact Fees Collected
on behalf of Other Governmental Bodies
As of May 31, 2019

IMPACT - Print date 6/5/2019

	Current Year to Date	Cummulative Total
Park Districts		
Tinley Park Park District	\$1,150.00	\$1,775,914.95
Frankfort Square Park District	0.00	43,750.00
Mokena Community Park District	0.00	31,775.00
Fire Protection		
Tinley Park Fire Department	1,100.00	1,297,862.03
Fire Station	0.00	755,954.29
Tinley Park Public Library	2,330.00	1,178,475.00
Tinley Park ESDA	195.00	202,118.00
Village of Frankfort Transportation	3,912.58	84,521.99
Elementary School Districts		
Kirby (140)	0.00	1,011,250.00
Kirby - accelerated	7,600.00	7,297,761.89
Arbor Park (145)	0.00	5,810.00
Community Consolidated (146)	800.00	382,970.00
Rich Township (159)	0.00	576,600.00
Summit Hill (161)	13,403.22	5,387,534.96
High School Districts		
LincolnWay (210)	2,340.02	907,339.04
Rich Township (227)	0.00	288,400.00
Bremen (228)	400.00	111,350.00
Consolidated (230)	200.00	416,025.00
Totals	<u>\$33,430.82</u>	<u>\$21,755,412.15</u>

When First Impact Fees Collected:

Oct 1971	District 140	Feb 1991 - "Accelerated" Fees
Sep 1977	District 145	
Nov 1971	District 146	
Nov 1991	District 159	
Nov 1995	District 161	
Nov 1995	District 210	
Nov 1991	District 227	
Jul 1988	District 228	
Jul 1988	District 230	
Apr 1975	Fire Protection	Nov 1991 - Fire Station
Apr 1975	Library	
Jun 1975	Park District	
May 1979	ESDA	
July 1997	Mokena Com.Park District	
July 1997	Frkft. Sq. Park District	
March 2008	Frankfort Transportation Impact Fee	



Interoffice Memo

Date: June 20, 2019

To: Finance Committee

From: Hannah Lipman, Management Analyst

Cc: David Niemeyer, Village Manager
Michael Zonsius, Assistant Village Treasurer

Subject: ICRMT Update

Effective January 1, 2019, the Village Board switched insurance carriers from the Intergovernmental Risk Management Agency (IRMA) to the Illinois Counties Risk Management Trust (ICRMT). Under IRMA, the Village had a single deductible of \$50,000 for all claim types. The transition to ICRMT was a transition to a more self-insured retention policy, with deductibles (referred to as self-insured retention limits or 'SIRs') ranging from \$150,000 to \$300,000. Some categories, such as property and auto for example, have per occurrence SIRs, where the Village pays the cost up to the per occurrence SIR, and if damage/loss totals exceed that limit, the remainder is paid by ICRMT. See summary table below.

Property	Auto	Workers Comp	Public Officials
\$50,000 (per occurrence)	\$5,000 (per occurrence)	\$300,000	\$150,000

The following information is meant to provide you a brief update on insurance claims/losses from the period of January 1, 2019 to present.

In total, the Village has had forty-three (43) claims/losses to date since joining ICRMT. These forty-three (43) claims/losses can be described by the following categories: incident only, property, auto, worker's compensation, and public officials' liability. Over the last seven months, the Village has been fortunate not to experience any major losses. In fact, of the forty-three (43) total claims, thirty one (31) have been closed out, and twelve (12) remain open. For comparison purposes, in 2018, the Village totaled approximately 130 claims in the same categories.

The vast majority of claims to date consist of incident only, where only minimal damage has occurred and no cost to replace/repair, or property damage (trees, light poles, street signs, etc.).

In many cases, these losses are a result of hit and run situations, where little to no costs can be recovered. However, whenever possible, our insurance adjusters have recouped subrogation in numerous instances.

Of the six (6) auto claims, only one has reached the \$5,000 per occurrence SIR, which the Village has paid in order to repair. The additional costs to repair this unit are being paid by ICRMT. This is one of the only claims overall thus far to meet a per occurrence SIR.

There have been six (6) worker's compensation claims, although total incurred expenses have been minimal since little to no work was missed as a result of these injuries. With three (3) claims closed and (3) open, the Village has paid about \$3,300 towards workers compensation to date.

Lastly, there are two pending Public Officials Liability claims open at the time, which do have reserves set aside in anticipation of legal fees. These costs are under \$3,000 at this time.

Over the last seven months, ICMRT has worked closely with Village staff to ensure smooth transition and share its many resources. For example, staff can now submit claims through an online portal, which has aided in tracking claims/costs. Additionally, ICRMT has their own website for online training courses that includes a range of topics such as health and safety, law enforcement, and risk management. ICRMT also hosts seminars frequently that are free for members to attend and cover relevant topics on risk management and legal trends. Furthermore, staff recently had an in-person claims review to discuss open claim status and will have another quarterly review in a few months. The attachment to this memo includes the claims that were covered in that meeting. In addition to this claims review, ICRMT staff has also attended an internal Safety Committee meeting.

It is important to note that IRMA is still handling several claims that were open and ongoing prior to the transition to ICRMT, as well as any claims that occurred in 2018 but have only recently been reported to the Village. Only about a handful have been reported this year for which IRMA would be covering. Of these, two (2) trip and fall claims are pending and being handled by IRMA appointed attorneys at this time. In regards to ongoing claims, IRMA is still handling four (4) ongoing workers compensation claims in which attorneys have been designated.



Property & Casualty and Worker's
Compensation Claims Review
for the
Village of Tinley Park
June 4, 2019



Karen Mangrum, Sr. Claim Representative, PC
Rhesa McCallum, Senior Work Comp Adjuster

Insured: Tinley Park, Village of		Location: Fire Station #2		Department: Fire Dept.	
Claim Number: 190320W011	Claimant: James Rygula	Date Of Birth: 11/18/1966	Status :Open	Next Followup: 6/18/2019	MMI Date:
DateOfLoss: 3/17/2019 8:00:00 AM	Cycle Time: 3 Days	LossCause: Miscellaneous		LossNature: Pc-Fire	LossAgent: Fire/smoke/heat
Body Part :Body Generally	Loss Description: WHILE WORKING A CALL FOR AN APARTMENT BUILDING; THIRD FLOOR OF THE BUILDING WHILE CARRYING TOOLS; TRANSPORTED TO PALOS HOSPITAL				
Coverage: Workers' Compensation	LossType: Indemnity	SIR :\$300,000.00	Percent To Limit: 0.02%	Litigated: No	Adjuster: Rhesa McCallum
ExcessReportable: No	Subrogation :No	Repeater? :NotRepeater			

	Paid	Reserves	Incurred
Medical	\$0.00	\$10,000.00	\$10,000.00
Indemnity	\$0.00	\$10,000.00	\$10,000.00
Expense	\$45.40	\$9,954.60	\$10,000.00
Medicare Set-Aside	\$0.00	\$0.00	\$0.00
Totals:	\$45.40	\$29,954.60	\$30,000.00

Additional Claims Same Claimant

ClaimNumber/Date Of Loss /	Claim Status	Claimant Name	Total Paid	Total Reserves	Total Incurred
Totals All Claims			\$45.40	\$29,954.60	\$30,000.00

Facts of Loss: Firefighter at fire scene climbing stairs with tools and after second or third time he started feeling ill

Compensability Decision: compensability being determined

Current Diagnosis/Treatment Plan: Chest pain, dyspnea and feeling ill; Cardiac evaluation negative in ER. Claimant has been diagnosed with right paralyzed diaphragm. Currently treating with Dr. Aldaas stated he has chronic right hemidiaphragm paralysis at least since 3 years ago. At last office visit on 4/25/19 he reported mild dyspnea on exertion. Restrictive lung disease. No work as a firefighter. Next office visit 4 weeks.

Litigation: claim is not litigated at this time; We have assigned defense counsel Kristen Thomas; Inman & Fitzgibbons to help determine compensability

Return to Work: Part time firefighter; Full time office job where he continues to work

Plan of Action to Move Claim to Conclusion: It appears there was not much smoke at the scene on the day of the incident and his issues have been pre-existing for at least 3 years. We are in the process of collecting all medical records so we can send him on an IME to determine compensability.

Medical causation is at issue between the hemidiaphragm paralysis and restrictive lung disease and the work accident. The treating physicians have not provided causation opinions as to whether the current condition is related to the work accident or his pre-existing chronic condition. When a pre-existing condition is present, the claimant must show that a work related accidental injury aggravated or accelerated the pre-existing condition such that the claimant's current condition of ill being is causally connected to the work-related injury and not a result of the normal degenerative process of the pre-existing condition.

Exposure: If claimant undergoes conservative treatment and returns to full duty work without restrictions our trial exposure is estimated up to 15% MAW depending on his recovery.

AWW: TTD: PPD:



Claims Management Services

Claim Summary Report

Tinley Park, Village of

Dates Of Loss: 1/1/1900 to 1/1/2050

TotalIncurred: -99999999 through 99999999999999

ClaimStatus: Open,Re-Opened

Locations: All

Departments : All

Sites : All

CoverageCodes: Auto Liability - Property Dama, Auto PD - Collision, General Liability - Bodily Inj, General Liability - Property D, Property, Public Officials Liab AllOther

LossTypes: Auto Liability - Property Dama, Auto PD - Collision, General Liability - Bodily Inj, General Liability - Property D, Information Only, Property, Public Officials Liab AllOther

PolicyPeriods: All

Insured: Tinley Park, Village of		Location: Police Department		Department: Highway/Streets/Walks	
Claim Number: 190128W0100001	Claimant: Light Pole Tinley Park	Date Of Birth:	Status :Open	Next Followup: 7/3/2019	
DateOfLoss: 1/20/2019 2:05:00 PM	Cycle Time: 9 Days	LossCause: Struck By/Against Object	LossNature:	LossAgent: <Not Assigned>	
Body Part :	Loss Description: INDIVIDUAL STRUCK LIGHT POLE				
Coverage: Property	LossType: Property	SIR :\$50,000.00	Percent To Limit: 0.00%	Litigated: No	Adjuster: Liz Laing
ExcessReportable: No	Subrogation :Yes	Repeater? :NotRepeater			

	Paid	Reserves	Incurred
Bodily Injury	\$0.00	\$0.00	\$0.00
Property Damage	\$0.00	\$5,000.00	\$5,000.00
Expense	\$0.00	\$0.00	\$0.00
Medicare Set-Aside	\$0.00	\$0.00	\$0.00
Totals:	\$0.00	\$5,000.00	\$5,000.00

Additional Claims Same Claimant

ClaimNumber/Date Of Loss	Claim Status	Claimant Name	Total Paid	Total Reserves	Total Incurred
/					
Totals All Claims			\$0.00	\$5,000.00	\$5,000.00

---Created 5/28/2019 12:06:40 PM by lizl---

Facts of Loss: Individual struck light pole

Current Status: Geico has denied coverage so I will be sending subrogation demand directly to the at-fault party

Subrogation Potential: Yes, subrogation demand was sent to the at-fault party

Exposure/Damages: \$1,325.13

Excess Reportable: N/A

Plan of Action to Move Claim to Conclusion: Send f/u demand to at-fault party if no response is received. After that, certify the driver to IDOT.

Insured: Tinley Park, Village of		Location: Village Garage		Department: Public Works	
----------------------------------	--	--------------------------	--	--------------------------	--

Claim Number: 190201W0140001	Claimant: Light Pole Tinley Park	Date Of Birth:	Status :Open	Next Followup: 6/13/2019	
DateOfLoss: 1/26/2019 10:35:00 PM	Cycle Time: 6 Days	LossCause: Mva-Vehicle Struck Object		LossNature:	LossAgent: <Not Assigned>
Body Part :	Loss Description: HIT AND RUN ACCIDENT, VEHICLE STRUCK LIGHT POLE				
Coverage: Property	LossType: Property	SIR :\$50,000.00	Percent To Limit: 0.00%	Litigated: No	Adjuster: Liz Laing
ExcessReportable: No	Subrogation :No	Repeater? :NotRepeater			

	Paid	Reserves	Incurred
Bodily Injury	\$0.00	\$0.00	\$0.00
Property Damage	\$0.00	\$5,000.00	\$5,000.00
Expense	\$0.00	\$0.00	\$0.00
Medicare Set-Aside	\$0.00	\$0.00	\$0.00
Totals:	\$0.00	\$5,000.00	\$5,000.00

Additional Claims Same Claimant

ClaimNumber/Date Of Loss	Claim Status	Claimant Name	Total Paid	Total Reserves	Total Incurred
/					
Totals All Claims			\$0.00	\$5,000.00	\$5,000.00

---Created 5/29/2019 10:55:17 AM by lizl---

Facts of Loss: hit and run accident, vehicle struck light pole

Current Status: Awaiting correct cost information from insured.

Subrogation Potential: N/A – Hit/Run

Exposure/Damages: Initial reserves set at \$5,000

Excess Reportable: N/A

Plan of Action to Move Claim to Conclusion: Follow up with insured for cost information, then pay accordingly and close

Insured: Tinley Park, Village of		Location: Police Department		Department: Police	
Claim Number: 190311W0060001	Claimant: Ford Carryall 2008	Date Of Birth: 1/1/1900	Status : Open	Next Followup: 6/17/2019	
DateOfLoss: 3/3/2019 1:19:00 AM	Cycle Time: 8 Days	LossCause: Mva-Vehicle Accident		LossNature: <Not Assigned>	LossAgent: <Not Assigned>
Body Part : <Not Assigned>	Loss Description: DUI INVOLVED MOTOR VEHICLE STRUCK POLICE DEPARTMENT VEHICLE 1W USED FOR PRISONER TRANSPORT; POLICE REPORT WAS COMPLETED BY COOK COUNTY				
Coverage: Auto PD - Collision	LossType: Auto PD - Collision	SIR : \$5,000.00	Percent To Limit: 129.98%	Litigated: No	Adjuster: Liz Laing
ExcessReportable: No	Subrogation : Yes	Repeater? : NotRepeater			

	Paid	Reserves	Incurred
Bodily Injury	\$0.00	\$0.00	\$0.00
Property Damage	\$6,386.08	\$5,613.92	\$12,000.00
Expense	\$113.00	\$37.00	\$150.00
Medicare Set-Aside	\$0.00	\$0.00	\$0.00
Totals:	\$6,499.08	\$5,650.92	\$12,150.00

Additional Claims Same Claimant

ClaimNumber/Date Of Loss /	Claim Status	Claimant Name	Total Paid	Total Reserves	Total Incurred
Totals All Claims			\$6,499.08	\$5,650.92	\$12,150.00

---Created 5/29/2019 11:09:26 AM by lizl---

Facts of Loss: dui involved motor vehicle struck police department vehicle 1W used for prisoner transport; police report was completed by Cook County

Current Status: Awaiting correct cost information from insured for the insert of the van

Subrogation Potential: Yes – subrogation demand will be sent once all cost information is received.

Exposure/Damages: Initial reserves set at \$5,000

Excess Reportable: N/A

Plan of Action to Move Claim to Conclusion: Follow up with insured for cost information, then pay accordingly and send subrogation

Insured: Tinley Park, Village of		Location: Police Department		Department: Police
----------------------------------	--	-----------------------------	--	--------------------

Claim Number: 190326W0260001	Claimant: Stephen Eberhardt	Date Of Birth: 1/1/1900	Status :Open	Next Followup: 5/31/2019
DateOfLoss: 3/25/2019	Cycle Time: 1 Days	LossCause: Pc-Violation Of Civil Rights	LossNature: Pc-Civil Rights	LossAgent: <Not Assigned>
Body Part :P&c Related	Loss Description: THE PRO SE PLAINTIFF FILED SUIT ALLEGING FOIA VIOLATION			
Coverage: Public Officials Liab AllOther	LossType: Public Officials Liab AllOther	SIR :\$150,000.00	Percent To Limit: 0.38%	Litigated: Yes Adjuster: Karen Mangrum
ExcessReportable: No	Subrogation :No	Repeater? :NotRepeater		

	Paid	Reserves	Incurred
Bodily Injury	\$0.00	\$5,000.00	\$5,000.00
Property Damage	\$0.00	\$0.00	\$0.00
Expense	\$565.50	\$9,434.50	\$10,000.00
Medicare Set-Aside	\$0.00	\$0.00	\$0.00
Totals:	\$565.50	\$14,434.50	\$15,000.00

Additional Claims Same Claimant

ClaimNumber/Date Of Loss	Claim Status	Claimant Name	Total Paid	Total Reserves	Total Incurred
/					
Totals All Claims			\$565.50	\$14,434.50	\$15,000.00

Facts: The pro se plaintiff filed suit alleging FOIA violation. According to the complaint the plaintiff submitted a FOIA request to the Village FOIA Officer seeking a copy of all text messages,, emails, social media postings, ets. From Village Officials for the period 5/3/17 to the present (3/8/19) related to a suit entitled City of Danville v Madigan. The suit indicated the request was sent to the FOIA Coordinator, but the plaintiff received notice from Peterson Johnson & Murray, Chicago not to communicate with the Coordinator. The plaintiff alleges he responded to the Firm's request to "narrow the Scope" of his request, but defendants failed to respond. In their response of 3/15/19 the defendants responded that they had supplied what documents they had. The plaintiff alleges the defendants failed to respond to specific pages in his FOIA and failed to respond when he followed up. The plaintiff alleges the failure to respond is in bad faith and in violation of the Act.

Liability: Questionable to none

Damages: The plaintiff asks the court to declaratory the Village has violated the FOIA and impose sanctions for such violations. Injunctive relief ordering defendants to take necessary steps to prevent the improper destruction of public records on personal electronic devices, and to take action to maintain such records. Injunction ordering defendants or others who are in possession of the requested public records to disclose and produce the withheld records instantler, find the defendants acted in bad faith, willfully and intentionally refusing to tender complete public records, and impose the maximum allowable civle penalty, award any such relief the court finds equitable and just.

Reserves: \$1000 BI \$10k expense

POA: Peterson, Johnson & Murray Chicago will defend. ROR re: non-monetary and legal defense limit.

Insured: Tinley Park, Village of	Location: Public Works	Department: Highway/Streets/Walks
---	-------------------------------	--

Claim Number: 190327W0050001	Claimant: Arthur Olson	Date Of Birth: 1/1/1900	Status : Open	Next Followup:
DateOfLoss: 1/1/2019	Cycle Time: 84 Days	LossCause: Slip/Trip/Fall	LossNature: Sprain/Strain	LossAgent: <Not Assigned>
Body Part : P&c Related	Loss Description: THE PLAINTIFF FILED SUIT ALLEGING NEGLIGENCE AS A RESULT OF A TRIP AND FALL OVER AN UNEVEN SIDEWALK			
Coverage: General Liability - Bodily Inj	LossType: General Liability - Bodily Inj	SIR : \$100,000.00	Percent To Limit: 0.00%	Litigated: Yes Adjuster: Karen Mangrum
ExcessReportable: No	Subrogation : No	Repeater? : NotRepeater		

	Paid	Reserves	Incurred
Bodily Injury	\$0.00	\$0.00	\$0.00
Property Damage	\$0.00	\$0.00	\$0.00
Expense	\$0.00	\$0.00	\$0.00
Medicare Set-Aside	\$0.00	\$0.00	\$0.00
Totals:	\$0.00	\$0.00	\$0.00

Additional Claims Same Claimant

ClaimNumber/Date Of Loss	Claim Status	Claimant Name	Total Paid	Total Reserves	Total Incurred
/					
Totals All Claims			\$0.00	\$0.00	\$0.00

Insured: Tinley Park, Village of		Location: Public Works		Department: Highway/Streets/Walks	
----------------------------------	--	------------------------	--	-----------------------------------	--

Claim Number: 190402W0140001	Claimant: James Kruse	Date Of Birth: 1/1/1900	Status :Open	Next Followup: 7/18/2019	
DateOfLoss: 1/12/2019 12:00:00 PM	Cycle Time: 80 Days	LossCause: Pc-Personal Injury		LossNature: Unknown-Insufficient Information	LossAgent: <Not Assigned>
Body Part :P&c Related	Loss Description: UNKNOWN-BODILY INJURY				
Coverage: General Liability - Bodily Inj	LossType: General Liability - Bodily Inj	SIR :\$100,000.00	Percent To Limit: 0.00%	Litigated: No	Adjuster: James Morefield
ExcessReportable: No	Subrogation :No	Repeater? :NotRepeater			

	Paid	Reserves	Incurred
Bodily Injury	\$0.00	\$5,000.00	\$5,000.00
Property Damage	\$0.00	\$0.00	\$0.00
Expense	\$0.00	\$0.00	\$0.00
Medicare Set-Aside	\$0.00	\$0.00	\$0.00
Totals:	\$0.00	\$5,000.00	\$5,000.00

Additional Claims Same Claimant

ClaimNumber/Date Of Loss	Claim Status	Claimant Name	Total Paid	Total Reserves	Total Incurred
/					
Totals All Claims			\$0.00	\$5,000.00	\$5,000.00

---Created 5/29/2019 11:59:37 AM by jamesm---

Facts of Loss: We currently do not have any facts on information on this loss. No reports correspond with the date and/or claimant. A letter has been sent to the claimant's attorney requesting information but nothing has been provided.

Current Status: Open – awaiting documentation and information on loss. Once that has been provided, coverage/liability can be determined.

Subrogation Potential: N/A

Exposure/Damages: To be determined; a \$5k BI Reserve has been set.

Excess Reportable: N

Plan of Action to Move Claim to Conclusion: Review documentation and information to make proper liability/coverage determination.

Insured: Tinley Park, Village of	Location: Village Hall	Department: Police
---	-------------------------------	---------------------------

Claim Number: 190408W0070001	Claimant: Trees Village of Tinley Park	Date Of Birth:	Status :Open	Next Followup: 6/10/2019
DateOfLoss: 4/2/2019 4:21:00 AM	Cycle Time: 6 Days	LossCause: Mva-Vehicle Struck Object	LossNature:	LossAgent: <Not Assigned>
Body Part :	Loss Description: DRIVER VEERED OFF THE ROAD TO AVOID STRIKING COYOTE			
Coverage: Property	LossType: Property	SIR :\$50,000.00	Percent To Limit: 0.00%	Litigated: No
ExcessReportable: No	Subrogation :Yes	Repeater? :NotRepeater	Adjuster: Liz Laing	

	Paid	Reserves	Incurred
Bodily Injury	\$0.00	\$0.00	\$0.00
Property Damage	\$0.00	\$3,000.00	\$3,000.00
Expense	\$0.00	\$0.00	\$0.00
Medicare Set-Aside	\$0.00	\$0.00	\$0.00
Totals:	\$0.00	\$3,000.00	\$3,000.00

Additional Claims Same Claimant

ClaimNumber/Date Of Loss	Claim Status	Claimant Name	Total Paid	Total Reserves	Total Incurred
/					
Totals All Claims			\$0.00	\$3,000.00	\$3,000.00

---Created 5/28/2019 12:27:56 PM by lizl---

Facts of Loss: driver veered off the road to avoid striking coyote

Current Status: Awaiting correct cost information from insured.

Subrogation Potential: Yes, there will be subrogation sent once final costs have been determined.

Exposure/Damages: Initial reserves set at \$3,000

Excess Reportable: N/A

Plan of Action to Move Claim to Conclusion: Follow up with insured for cost information, then pay accordingly and send subrogation

Insured: Tinley Park, Village of	Location: Village Hall	Department: Public Works
---	-------------------------------	---------------------------------

Claim Number: 190417W0160001	Claimant: Tree & Sign Tinley Park	Date Of Birth:	Status : Open	Next Followup: 6/27/2019
DateOfLoss: 4/9/2019 2:20:00 PM	Cycle Time: 8 Days	LossCause: Mva-Vehicle Struck Object	LossNature:	LossAgent: <Not Assigned>
Body Part :	Loss Description: TRAFFICE CRASH; VEHICLE LEFT ROADWAY AND STRUCK TREE AND A STOP SIGN			
Coverage: Property	LossType: Property	SIR :\$50,000.00	Percent To Limit: 0.00%	Litigated: No
ExcessReportable: No	Subrogation :Yes	Repeater? :NotRepeater	Adjuster: Liz Laing	

	Paid	Reserves	Incurred
Bodily Injury	\$0.00	\$0.00	\$0.00
Property Damage	\$0.00	\$5,000.00	\$5,000.00
Expense	\$0.00	\$0.00	\$0.00
Medicare Set-Aside	\$0.00	\$0.00	\$0.00
Totals:	\$0.00	\$5,000.00	\$5,000.00

Additional Claims Same Claimant

ClaimNumber/Date Of Loss	Claim Status	Claimant Name	Total Paid	Total Reserves	Total Incurred
/					
Totals All Claims			\$0.00	\$5,000.00	\$5,000.00

---Created 5/29/2019 10:33:41 AM by lizl---

Facts of Loss: traffic crash; vehicle left roadway and struck tree and a stop sign

Current Status: Awaiting correct cost information from insured.

Subrogation Potential: Yes, there will be subrogation sent once final costs have been determined.

Exposure/Damages: Initial reserves set at \$5,000

Excess Reportable: N/A

Plan of Action to Move Claim to Conclusion: Follow up with insured for cost information, then pay accordingly and send subrogation

Insured: Tinley Park, Village of		Location: Village Hall		Department: Public Works	
----------------------------------	--	------------------------	--	--------------------------	--

Claim Number: 190417W0180001	Claimant: Light Pole Tinley Park	Date Of Birth:	Status :Open	Next Followup: 6/3/2019	
DateOfLoss: 4/10/2019 5:00:00 AM	Cycle Time: 7 Days	LossCause: Mva-Vehicle Struck Object		LossNature:	LossAgent: <Not Assigned>
Body Part :	Loss Description: VEHICLES STRIKES LIGHT POLE				
Coverage: Property	LossType: Property	SIR :\$50,000.00	Percent To Limit: 0.00%	Litigated: No	Adjuster: Liz Laing
ExcessReportable: No	Subrogation :Yes	Repeater? :NotRepeater			

	Paid	Reserves	Incurred
Bodily Injury	\$0.00	\$0.00	\$0.00
Property Damage	\$0.00	\$5,000.00	\$5,000.00
Expense	\$0.00	\$0.00	\$0.00
Medicare Set-Aside	\$0.00	\$0.00	\$0.00
Totals:	\$0.00	\$5,000.00	\$5,000.00

Additional Claims Same Claimant

ClaimNumber/Date Of Loss /	Claim Status	Claimant Name	Total Paid	Total Reserves	Total Incurred
Totals All Claims			\$0.00	\$5,000.00	\$5,000.00

---Created 5/29/2019 10:36:28 AM by lizl---

Facts of Loss: vehicles strikes light pole

Current Status: Awaiting correct cost information from insured.

Subrogation Potential: State Farm denied as driver suffered a medical emergency

Exposure/Damages: Initial reserves set at \$5,000

Excess Reportable: N/A

Plan of Action to Move Claim to Conclusion: Follow up with insured for cost information, then pay accordingly and close

Insured: Tinley Park, Village of		Location: Police Department		Department: Police	
Claim Number: 190429W0040001	Claimant: Ford Exp #268 2018	Date Of Birth: 1/1/1900	Status :Open	Next Followup: 6/28/2019	
DateOfLoss: 4/21/2019 1:20:00 AM	Cycle Time: 8 Days	LossCause: Mva-Vehicle Struck Object		LossNature: <Not Assigned>	LossAgent: <Not Assigned>
Body Part :<Not Assigned>	Loss Description: REAR BUMPER; BACKED INTO LANDSCAPING ROCKING				
Coverage: Auto PD - Collision	LossType: Auto PD - Collision	SIR :\$5,000.00	Percent To Limit: 0.00%	Litigated: No	Adjuster: Liz Laing
ExcessReportable: No	Subrogation :No	Repeater? :NotRepeater			

	Paid	Reserves	Incurred
Bodily Injury	\$0.00	\$0.00	\$0.00
Property Damage	\$0.00	\$5,000.00	\$5,000.00
Expense	\$0.00	\$0.00	\$0.00
Medicare Set-Aside	\$0.00	\$0.00	\$0.00
Totals:	\$0.00	\$5,000.00	\$5,000.00

Additional Claims Same Claimant

ClaimNumber/Date Of Loss /	Claim Status	Claimant Name	Total Paid	Total Reserves	Total Incurred
Totals All Claims			\$0.00	\$5,000.00	\$5,000.00

---Created 5/28/2019 12:32:14 PM by lizl---

Facts of Loss: 2018 Ford Exp. #268 backed into landscaping rocks.

Current Status: Awaiting correct cost information from insured.

Subrogation Potential: N/A

Exposure/Damages: Initial reserves set at \$5,000

Excess Reportable: N/A

Plan of Action to Move Claim to Conclusion: Follow up with insured for cost information, then pay accordingly and close claim.

Insured: Tinley Park, Village of		Location: Public Works		Department: Public Works/Utility	
Claim Number: 190514W0190001	Claimant: Suzanne Rudsinski	Date Of Birth: 1/1/1900	Status :Open	Next Followup: 6/18/2019	
DateOfLoss: 5/13/2019	Cycle Time: 0 Days	LossCause: Pc-Violation Of Constitutional Rights		LossNature: Pc- Lawsuit	LossAgent: <Not Assigned>
Body Part :P&c Related	Loss Description: THE PLAINTIFF FILED SUIT ALLEGING INJUNCTIVE RELIEF AS THE RESULT OF FOIA VIOLATION				
Coverage: Public Officials Liab AllOther	LossType: Public Officials Liab AllOther	SIR :\$150,000.00	Percent To Limit: 0.00%	Litigated: Yes	Adjuster: Karen Mangrum
ExcessReportable: No	Subrogation :No	Repeater? :NotRepeater			

	Paid	Reserves	Incurred
Bodily Injury	\$0.00	\$5,000.00	\$5,000.00
Property Damage	\$0.00	\$0.00	\$0.00
Expense	\$0.00	\$10,000.00	\$10,000.00
Medicare Set-Aside	\$0.00	\$0.00	\$0.00
Totals:	\$0.00	\$15,000.00	\$15,000.00

Additional Claims Same Claimant

ClaimNumber/Date Of Loss /	Claim Status	Claimant Name	Total Paid	Total Reserves	Total Incurred
Totals All Claims			\$0.00	\$15,000.00	\$15,000.00

---Created 6/3/2019 11:41:42 AM by karenm---

Facts: The plaintiff filed suit alleging Injunctive Relief as the result of FOIA violation. According to the complaint the plaintiff submitted a FOIA request on 4/15/19 seeking production of various "public Records". The FOIA officer for the Village requested an extension of time to respond to the first request and advised the second request was "unduly burdensome" to produce and asked the plaintiff to speak with their office in an attempt to reduce the request to manageable proportions. The plaintiff alleges the defendant refused to engage in "good faith dialogue".

Liability: Questionable

Damages: The plaintiff alleges the defendant failed to provide citation to support legal authority to claim an exemption as mandated by statute. The plaintiff respectfully requests the Honorable Court to enter an order of injunctive disclosure and produce the records, find the defendant in bad faith, willfully and intentionally refusing to tender public records; Impose the maximum allowed civil penalty, award plaintiff costs and fees, and any such further relief the court finds to be equitable fair and just.

Reserves: \$5k BI \$10k Expense

POA: PJM will defend. ROR re: intentional actions, non-monetary and penalties.



Interoffice Memo

Date: June 19, 2019

To: Administration and Legal Committee

From: David Niemeyer, Village Manager

Subject: **Preliminary Proposal for Health/Dental Insurance program Renewal for Plan Year 2019-2020**

The Village is in receipt of the preliminary proposal from broker, Alliant Mesirow, for Health/Dental Insurance program renewal for the plan year October 1, 2019 through September 30, 2020. Once again this year, we are pleased to report very good news with regard to the preliminary renewal action. Attached please find the exhibits illustrating the BCBS of IL medical and dental preliminary renewal offers reflecting an overall program decrease of approximately \$157,000. Final renewal information is anticipated July 1, 2019.

- Preliminary Medical Renewal: decrease of approximately \$172,000 (-3.5% rate action).
- Preliminary Dental Renewal: increase of approximately \$15,000 (+5.7% rate action/trend).

Renewal analysis current preliminary and prior years

	2019 preliminary	2018	2017
Medical	-3.5% (decrease)	-6.8% (decrease)	3.5% (increase)
Dental	5.7% (increase)	-10.5% (decrease)	-6.5% (decrease)

Please note that premiums include Alliant/Mesirow Insurance Services annual service fee of \$42,000, which were rolled into commissions effective with the 2018-2019 plan year. Current full time and Public Works collective bargaining unit members contribute 10% cost share. Police collective bargaining contribute 10% cost share for HMO plans and 8% for PPO.

As of January 1, 2017, the following plan changes were made:

1. Office Copay – increase of approximately \$10-\$20/each
2. RX (Prescription Drug) Tiers – increase of approximately \$15 - \$20/each
3. Deductible – increase from \$0 to \$500
4. Out of Pocket Expense – increase from \$500 - \$1,000 (including deductible)
5. Eliminate RX Prescription Reimbursement Program – savings to Village of \$3,000 - \$4,000/yr.

As of July 15, 2017, the Village awarded a professional services agreement to Alliant/Mesirow Insurance Services for Health Insurance Broker Services after proffering a RFQ for a new health insurance broker. That agreement is anticipated to expire July 14, 2020. The Village sought to improve broker services that have and continue to be addressed by Alliant Mesirow, including the following accomplishments:

ISSUE	ACCOMPLISHMENT
Improved employee communication	Professional renewal brochures and materials with electronic versions for easy access.
New, nontraditional ideas on health insurance plans that will assist the Village to better manage costs	Shopped the marketplace for competitive dental and negotiating an even larger decrease with current provider. Offering new "Virtual visits" with online doctor for PPO plan.
Familiarity with rapidly changing health insurance laws and markets	Affordable Care Act updates, COBRA compliance and Regular Wellness Note electronic communication
A robust employee wellness plan	Onsite with BCBS representative to showcase "Well on Target" and "Virtual visits." This program replaced the former "VirginPuls" program at a cost savings of approximately \$20,000.
A firm that is in a position to be able to institute and properly communicate a new plan for the upcoming Oct 1 plan year to our employees.	Broker on site for renewal and employee wellness fair. Regularly available as resources for staff and retiring employees who need assistance selecting supplemental plans or maneuvering the social security maze.
Flat fee of \$42,000 per year for the first two years. The third year is based on CPI.	First year flat fee of \$42,000. Second year Village requests fees be included as commissions.
Dearborn Life Insurance classification plans for staff	Although the Village's life insurance is currently in a rate guarantee, Alliant/Mesirow marketed the coverage in an effort to determine the most competitive carrier as well as to negotiate the Dearborn National in-force rates. Broker was successful in reducing in-force rates by -12.9%. These rates will be effective 12/01/17 and are guaranteed for 2 years.

Alliant/Mesirow, continues to perform due diligence in the marketplace and analysis of competitive products. Some of the past findings in comparing plans included denials of claims, slow review or increased grievances with other market products. In 2018, after review of these other markets, Alliant/Mesirow recommended renewal with Blue Cross Blue Shield of Illinois offering the largest network with deep discounts and best services for our staff needs.

Final recommendations from Alliant Mesirow are expected to be received on July 1, 2019. In anticipation of either no change or reduction in rate action, Village staff recommends renewal of Medical and Dental Insurance for the 2019-2020 plan year. Thank you.

Village of Tinley Park
Contributory Medical Renewal Analysis
October 1, 2019 Renewal Date

	BCBS of IL (10/1/18 - 9/30/19) <i>Current</i>	BCBS of IL (10/1/19 - 9/30/20) <i>Renewal</i>
Plan Design		
PPO Plan	<i>Network / Non-Network</i>	<i>Network / Non-Network</i>
Network	PPO	PPO
<i>Out of Network Reasonable & Customary Level</i>	<i>100% of Medicare</i>	<i>100% of Medicare</i>
Employee Maximum Deductible	\$500 / \$1,500	\$500 / \$1,500
Family Maximum Deductible	\$1,500 / \$4,500	\$1,500 / \$4,500
Total Employee Maximum Out of Pocket (Inc. Med Ded + Med Copays)	\$1,000 / \$3,000	\$1,000 / \$3,000
Total Family Maximum Out of Pocket (Inc. Med Ded + Med Copays)	\$3,000 / \$6,000	\$3,000 / \$6,000
In-Network Employee Rx Copayment Maximum	\$1,000	\$1,000
In-Network Family Rx Copayment Maximum	\$3,000	\$3,000
Coinsurance Percentage	80% / 60%	80% / 60%
Network Office Visit (PCP / Specialist / Wellness)	\$20 / \$40 / \$0	\$20 / \$40 / \$0
Virtual Visit	\$20	\$20
Emergency Room	\$150 Copay + Deductible	\$150 Copay + Deductible
Outpatient Surgery (Physician Office or Hospital)	Deductible & Coinsurance	Deductible & Coinsurance
Inpatient Hospital	Deductible & Coinsurance	Deductible & Coinsurance
Network Retail Rx Copays (Tier 1 / Tier 2 / Tier 3)	\$10 / \$40 / \$60	\$10 / \$40 / \$60
Network Mail Order Rx Copays (Tier 1 / Tier 2 / Tier 3)	\$20 / \$80 / \$120	\$20 / \$80 / \$120

	<i>Current Network</i>	<i>Renewal Network</i>
HMO Illinois Plan		
Network	HMO Illinois	HMO Illinois
Insured Must Select PCP?	Yes	Yes
Insured Must Receive a Referral for Specialty Care?	Yes	Yes
Copayment Limitation Employee	\$1,500	\$1,500
Copayment Limitation Family	\$3,000	\$3,000
Employee Rx Copayment Maximum	\$1,000	\$1,000
Family Rx Copayment Maximum	\$2,000	\$2,000
Coinsurance Percentage	100%	100%
Office Visit (PCP / Specialist / Wellness)	\$30 / \$50 / \$0	\$30 / \$50 / \$0
Emergency Room	\$150	\$150
Inpatient Hospital	\$0	\$0
Outpatient Surgery Copayment	\$0	\$0
Network Retail Rx Copays (Tier 1 / Tier 2 / Tier 3)	\$10 / \$40 / \$60	\$10 / \$40 / \$60
Network Mail Order Rx Copays (Tier 1 / Tier 2 / Tier 3)	\$20 / \$80 / \$120	\$20 / \$80 / \$120

	<i>Current Network</i>	<i>Renewal Network</i>
BlueAdvantage HMO Plan		
Network	BlueAdvantage HMO	BlueAdvantage HMO
Insured Must Select PCP?	Yes	Yes
Insured Must Receive a Referral for Specialty Care?	Yes	Yes
Copayment Limitation Employee	\$1,500	\$1,500
Copayment Limitation Family	\$3,000	\$3,000
Employee Rx Copayment Maximum	\$1,000	\$1,000
Family Rx Copayment Maximum	\$2,000	\$2,000
Coinsurance Percentage	100%	100%
Office Visit (PCP / Specialist / Wellness)	\$20 / \$40 / \$0	\$20 / \$40 / \$0
Emergency Room	\$150	\$150
Inpatient Hospital	\$0	\$0
Outpatient Surgery Copayment	\$0	\$0
Network Retail Rx Copays (Tier 1 / Tier 2 / Tier 3)	\$10 / \$40 / \$60	\$10 / \$40 / \$60
Network Mail Order Rx Copays (Tier 1 / Tier 2 / Tier 3)	\$20 / \$80 / \$120	\$20 / \$80 / \$120

Village of Tinley Park
Contributory Medical Renewal Analysis
October 1, 2019 Renewal Date

Marketing Census

PPO Plan

		<i>Current</i>	<i>Renewal</i>	
Non-Medicare Primary Rates				
Employee Only	77	\$753.26	\$726.90	(-3.5%)
Employee + Spouse	40	\$1,540.06	\$1,486.16	(-3.5%)
Employee + Child(ren)	23	\$1,477.88	\$1,426.15	(-3.5%)
Family	83	\$2,286.57	\$2,206.54	(-3.5%)
Medicare Primary Rates				
Employee Only	2	\$640.16	\$617.75	(-3.5%)
Family	0	\$1,280.31	\$1,235.50	(-3.5%)
Estimated Monthly PPO Medical Premium		\$344,660.29	\$332,597.47	
Estimated Annual PPO Medical Premium		225 \$4,135,923.48	\$3,991,169.64	(-3.5%)

HMO Illinois Plan

		<i>Current</i>	<i>Renewal</i>	
Non-Medicare Primary Rates				
Employee Only	13	\$580.02	\$559.72	(-3.5%)
Employee + Spouse	7	\$1,185.85	\$1,144.35	(-3.5%)
Employee + Child(ren)	5	\$1,137.97	\$1,098.14	(-3.5%)
Family	12	\$1,760.65	\$1,699.03	(-3.5%)
Medicare Primary Rates				
Employee	0	\$492.93	\$475.68	(-3.5%)
Family	0	\$985.84	\$951.34	(-3.5%)
Estimated Monthly HMO I Medical Premium		\$42,658.86	\$41,165.87	
Estimated Annual HMO I Medical Premium		37 \$511,906.32	\$493,990.44	(-3.5%)

BlueAdvantage HMO Plan

		<i>Current</i>	<i>Renewal</i>	
Non-Medicare Primary Rates				
Employee Only	9	\$572.48	\$552.44	(-3.5%)
Employee + Spouse	2	\$1,170.44	\$1,129.47	(-3.5%)
Employee + Child(ren)	3	\$1,123.19	\$1,083.88	(-3.5%)
Family	7	\$1,737.79	\$1,676.97	(-3.5%)
Medicare Primary Rates				
Employee	0	\$486.52	\$469.49	(-3.5%)
Family	0	\$973.05	\$938.99	(-3.5%)
Estimated Monthly BA HMO Medical Premium		\$23,027.30	\$22,221.33	
Estimated Annual BA HMO Medical Premium		21 \$276,327.60	\$266,655.96	(-3.5%)

Estimated Combined Monthly Medical Premium		\$410,346.45	\$395,984.67	
Estimated Combined Annual Medical Premium		283 \$4,924,157.40	\$4,751,816.04	

Estimated Annual Premium Change Over the Current Policy Year **-\$172,341.36 (-3.5%)**

Village of Tinley Park
Contributory Dental Renewal Analysis
October 1, 2019 Renewal Date

		BCBS of IL (10/1/18 - 9/30/19)	BCBS of IL (10/1/19 - 9/30/20)
Plan Design		Current	Renewal
PPO Plan		Network / Non-Network	Network / Non-Network
Coinsurance			
Preventive Services		100% / 100%	100% / 100%
Basic Services		80% / 80%	80% / 80%
Major Services		50% / 50%	50% / 50%
Orthodontia Services		50% / 50%	50% / 50%
U&C Percentile		90th	90th
Endodontics & Periodontics		Basic Services	Basic Services
Individual Maximum Deductible		\$50 / \$50	\$50 / \$50
Family Maximum Deductible		\$150 / \$150	\$150 / \$150
Deductible Waived for Preventative		Yes	Yes
Calendar Year Maximum		\$1,000	\$1,000
Child Only or Child & Adult Orthodontia		Child Only	Child Only
Orthodontia Lifetime Maximum		\$1,250	\$1,250
Dependent Children Orthodontia Limiting Age		To Age 26	To Age 26
Timely Entrant Waiting Period (Basic / Major / Ortho)		None	None
Late Entrant Waiting Period (Basic / Major / Ortho)		Open Enrollment Only	Open Enrollment Only
Rate Guarantee		12 Month	12 Month

Marketing Census			
PPO Plan		Current	Renewal
Employee Only	104	\$35.77	\$37.81 (+5.7%)
Employee + Spouse	49	\$78.96	\$83.46 (+5.7%)
Employee + Child(ren)	31	\$75.78	\$80.10 (+5.7%)
Family	101	\$117.22	\$123.90 (+5.7%)
Estimated Monthly PPO Dental Premium		\$21,777.52	\$23,018.78
Estimated Annual PPO Dental Premium		\$261,330.24	\$276,225.36
Est. Annual Premium Change Over the Current Policy Year			\$14,895.12 (+5.7%)



MEMORANDUM

TO: Finance and Economic Development Committee

FROM: PJM/Shantel Perez

DATE : June 20, 2019

SUBJECT: Revocation License Hearing

Based on recent complaints, a request has been made by Sergeant Patrick St. John for the Licensing Committee to suspend or revoke the business licenses for Taxi Express. Further, based on complaints of fraudulent activity by ARS Rescue Rooter with key witnesses to be present to testify as to their activity given rise to the request, it has been requested that the Licensing Committee suspend and revoke ARS's business license.

Pursuant to Village Code, the Licensing Committee may initiate a hearing to determine if suspension or revocation is warranted and may appoint a hearing officer to conduct such hearing. We would serve as the prosecuting attorney for the Village. We would also recommend the law firm of Montana and Welch to serve as the hearing officer. Montana and Welch is a local municipal firm that is well qualified to serve in such a role and is currently serving as hearing officer for Tinley Parks Adjudication Call.

We would ask that the initiation of the hearing and the appointment of the hearing officer be placed on your next agenda. Should you have any questions, please do not hesitate to contact me directly. Next week, we will supplement with a more extensive memorandum.

PUBLIC COMMENT

ADJOURNMENT