

COMPREHENSIVE BUILDING CODE
VILLAGE OF TINLEY PARK
COOK AND WILL COUNTIES, ILLINOIS

2016 EDITION

REVISED AND ADOPTED September 2, 2016

TABLE OF CONTENTS

	PAGE
ORDINANCE 2016-O-055	1
Adoption of the Tinley Park Comprehensive Building Code Supplement 2016	1
Section 1: Adoptions of Building Codes	1
Section 2: Deletions to the International Building Code 2012	2
Section 3: Amendments to the International Building Code 2012	3
Section 4: Deletions to the International Residential Code 2012	5
Section 5: Amendments to the International Residential Code 2012	5
Section 6: Supplemental Regulations	5
 CHAPTER I - ADMINISTRATION & ENFORCEMENT	
Section 100 - General Requirements	6
Section 101 - Permits	12
Section 102 - Inspections	17
Section 103 - Stop Work Orders	19
Section 104 - Certificate of Occupancy	19
Section 105 - Site Work, Demolition & Construction	20
Section 106 - Definitions	21
 CHAPTER II - MINIMUM PLANNING REQUIREMENTS	
Section 200 - Light, Ventilation and Safety	23
Section 201 - Space Requirements	25
Section 202 - Habitable Basement Rooms	27
Section 203 - Porches and Terraces	27
Section 204 - Ingress and Egress	28
Section 205 - Ceiling Heights	29
Section 206 - Doors	29
Section 207 - Stairways	30
Section 208 - Fire Walls & Partitions	31
Section 209 - Weather Tightness	33
Section 210 - Off-Site Assembly	34
Section 211 - Private Detached Garages	34
Section 212 - Elevators	35

CHAPTER III - MINIMUM CONSTRUCTION REQUIREMENTS

Section 300 – General	35
Section 301 – Allowable Height and Building Areas	36
Section 302 - Foundations	39
Section 303 – Grading & Landscaping	40
Section 304 – Concrete Work	42
Section 305 – Masonry	48
Section 306 – Gutters & Downspouts	50
Section 307 – Interior Wall & Ceiling Finish	50
Section 308 - Floor Finishes	51
Section 309 – Garages and Carports	51
Section 310 - Driveways, Aprons & Parking Areas	54
Section 311 - Erection and Construction of Fences	56
Section 312 – Swimming Pools, Spas and Hot Tubs	57
Section 313 – Storage/Utility Sheds	57
Section 314 – Decks, Porches, Gazebos & Pergolas	58
Section 315 – Brick Mailboxes & Pedestals	59
Section 316 – Trash Enclosures	59
Section 317 – Address & Street Names	60
Section 318 – Telecommunication and Broadcasting Towers	60

CHAPTER IV - PLUMBING, SEWERS, WATER DISTRIBUTION AND RADON

Adoption of Illinois Plumbing code 2014	60
Section 400 - General Requirements	60
Section 401 - Code Modifications and Additions	62
Section 402 – Definitions	65
Section 403 – Grease Interceptors	65
Section 404 – Grease Trap Disposal	65

CHAPTER V - ELECTRICALWORK

Adoption of National Electrical Code 2011	65
Section 500 - Administration	65
Section 501 – Single-Family & Multi-Family Dwellings	68
Section 502 – Approved Equipment & Installation Methods	70
Section 503 - Residential Storage Garages and Similar Buildings	74
Section 504 – Non-energized Outlets	74
Section 505 – Swimming Pools	74

CHAPTER VI - HEATING, VENTILATING, AIR CONDITIONING AND FUEL GAS PIPING SYSTEMS

Section 600 - General Requirements	75
------------------------------------	----

CHAPTER VII - FIRE PREVENTION

Adoption of International Fire Code Section F101.2	77
Section 700 – Scope and Administration; Tinley Park Fire Protection Bureau	77
Section 701 - Definitions	81
Section 702 – General Requirements	83
Section 703 – Emergency Planning and Preparedness	84
Section 704 - Fire Service Features	84
Section 705 – Building Services and Systems	86
Section 706 – Interior Finish, Decorative Materials and Furnishings	86
Section 707 - Fire Protection Systems	86
Section 708 – Means of Egress	95
Section 709 – Construction Requirements For Existing Buildings	96
SECTIONS 710-722 - RESERVED	96
Section 723 – Self Service Gas Station	96
SECTIONS 724-749 RESERVED	97
Section 750 – Hazardous Materials	97
SECTIONS 751-755 – RESERVED	101
Section 756 – Fireworks and Explosives	101
Section 757 – Flammable Liquids	105

CHAPTER VIII - PROPERTY MAINTENANCE CODE

Adoption of International Property Maintenance Code 2012	106
Section 800 – Deletions and Amendments	106
Section 801 – Parking Lot and Private Commercial Roadways	107
Section 802 – Motor Vehicles	111
Section 803 – Motor Vehicle Parking	112
Section 804 – Size of Dumpsters/Containers	111
Section 805 – Dumpster Storage Areas	111
Section 806 – Infestation	112
Section 807 – Proof of Extermination	112
Section 808 – Overcrowding	112
Section 809 – Area for Sleeping Purposes	113
Section 810 – Boarding Standards	113

CHAPTER IX - MAINTENANCE OF PUBLIC STREETS & RIGHT-OF-WAYS

Section 900 - Cleaning of Streets	113
Section 901 - Street & Alley Littering	113
Section 902 - Responsibility	113
Section 903 - Spoil Piles, Excess Earth, Building Materials, Etc.	113
Section 904 - Dumpsters, Containers for Debris, Etc.	113

CHAPTER X - ACCESSIBILITY STANDARDS

Section 1000 - General	114
Section 1001 - General - Design	114
Section 1002 - Plans & Specifications	114
Section 1003 - Authority	114

CHAPTER XI - DANGEROUS AND ABANDONED BUILDINGS & STRUCTURES

Section 1100 - Definitions	114
Section 1101 - Nuisance Declared	115
Section 1102 - Maintenance/Occupancy of Dangerous or Abandoned Build or Structure	115
Section 1103 - Occupying Unsanitary Building or Structure	116
Section 1104 - Action by Village Officials	116
Section 1105 - Authority to Close Building, Suspend or Revoke License	116
Section 1106 - Costs to Owner	117
Section 1107 - Boarding-Up Buildings	117
Section 1108 - Abatement	118
Section 1109 - Court Proceedings	118
Section 1110 - Alternative Actions	119
Section 1111 - Penalty	119

CHAPTER XII - DEMOLITION OF BUILDINGS AND STRUCTURES

Section 1200 - General Requirements	119
Section 1201 - Procedures	119

CHAPTER XIII - PERMIT AND INSPECTION FEES

Section 1300 – Fee Schedule	121
Section 1301 – General Building	121
Section 1302 – Plumbing, Sewer & Water Distribution	122
Section 1303 – Fire & Burglar Alarm	123
Section 1304 – Swimming Pools	123
Section 1305 – Driveway, Walkways, Patios, & Brick Mailboxes	123
Section 1306 – Accessory Structures	123
Section 1307 – Signs	123
Section 1308 – Elevator Inspections	123
Section 1309 – Public Improvements	124
Section 1310 – Single & Multi-Family	124
Section 1311 – Miscellaneous Inspections	124
Section 1312 – Electrical Service Fees	124
Section 1313 – Grading Deposits	125
Section 1314 – Lawn & Sprinkler Fees	125
Section 1315 – Fireplace Permits	125
Section 1316 – Residential Central Air or Heating Systems	125
Section 1317 – Commercial Central Air or Heating Systems	125
Section 1318 – Attached & Detaches Garage Permits	125
Section 1319 – Fees & Documents Requiring Filing with Recorder of Deeds	125
Section 1320 – Penalties	125
Section 7 - Interpretation	126
Section 8 - Validity	126
Section 9 – Saving Clause	127
Section 10 – Effective Date	127
 ORDINANCE NO. 2016-O-055	 128

APPENDICIES

ALPHABETICAL LISTING

STATE OF ILLINOIS)
COUNTY OF COOK)
COUNTY OF WILL)

SS

CLERK'S CERTIFICATE

I, PATRICK E. REA, the duly elected and qualified Village Clerk of the Village of Tinley Park, Cook and Will Counties, Illinois, do hereby certify that attached hereto is a true and correct copy of the Ordinance now on file in my office, entitled:

ORDINANCE NO. 2016-O-055

ESTABLISHING MINIMUM REGULATIONS GOVERNING THE DESIGN, CONSTRUCTION, ALTERATION, RELOCATION, ENLARGEMENT, EQUIPMENT, REPAIR, DEMOLITION, REMOVAL, CONVERSION, USE AND MAINTENANCE OF ALL BUILDINGS AND STRUCTURES; PROVIDING FOR THE ISSUANCE OF PERMITS, COLLECTION OF FEES, MAKING OF INSPECTIONS; PROVIDING PENALTIES FOR THE VIOLATION THEREOF FOR THE VILLAGE OF TINLEY PARK, COOK AND WILL COUNTIES, ILLINOIS.

Which was passed by the Board of Trustees of the Village of Tinley Park at a regular meeting held on the 2nd day of September, 2016, at which meeting a quorum was present, and approved by the President of Tinley Park on the 2nd day of September, 2016.

I further certify that the vote on the question of the passage of the said Ordinance by the Board of Trustees of the Village of Tinley Park, and that the result of the vote was as follows, to wit:

AYES: Maher, Grady, Vandneberg, Younker, Suggs

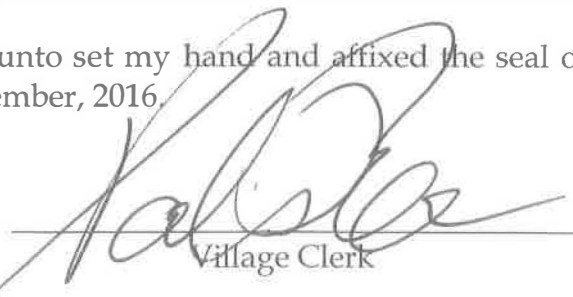
NAYS: Pannitto

ABSENT: None

I do further certify that the original Ordinance, of which the attached is a true copy, is entrusted to my care for safekeeping, and that I am the lawful keeper of the same.

IN WITNESS WHEREOF, I have hereunto set my hand and affixed the seal of the Village of Tinley Park, this 6th day of September, 2016.

By:



Village Clerk


FRONT OF PAMPHLET

ORDINANCE NO. 2016-O-055

**ESTABLISHING MINIMUM REGULATIONS GOVERNING THE DESIGN,
CONSTRUCTION, ALTERATION, RELOCATION, ENLARGEMENT,
EQUIPMENT, REPAIR, DEMOLITION, REMOVAL, CONVERSION, USE
AND MAINTENANCE OF ALL BUILDINGS AND STRUCTURES;
PROVIDING FOR THE ISSUANCE OF PERMITS, COLLECTION OF FEES,
MAKING OF INSPECTIONS; PROVIDING PENALTIES FOR THE
VIOLATION THEREOF FOR THE VILLAGE OF TINLEY PARK, COOK AND
WILL COUNTIES, ILLINOIS.**

Published in pamphlet form this 6th day of September, 2016, by Order of the Corporate
Authorities of the Village of Tinley Park, Cook and Will Counties, Illinois.

By:


PATRICK E. REA
Village Clerk

ORDINANCE NO. 2016-O-055

ESTABLISHING MINIMUM REGULATIONS GOVERNING THE DESIGN, CONSTRUCTION, ALTERATION, RELOCATION, ENLARGEMENT, EQUIPMENT, REPAIR, DEMOLITION, REMOVAL, CONVERSION, USE AND MAINTENANCE OF ALL BUILDINGS AND STRUCTURES; PROVIDING FOR THE ISSUANCE OF PERMITS, COLLECTION OF FEES, MAKING OF INSPECTIONS; PROVIDING PENALTIES FOR THE VIOLATION THEREOF FOR THE VILLAGE OF TINLEY PARK, COOK AND WILL COUNTIES, ILLINOIS.

WHEREAS, the Village of Tinley Park Zoning is a home rule Illinois municipal corporation located in Cook and Will Counties, Illinois (the "Village"); and

WHEREAS, the policies, practices and procedures of the Village are established by the Village Board of Trustees (the "Board") by and through, the adoption of ordinances, resolutions and other official Board actions; and

WHEREAS, Village staff and Village Building Committee have reviewed the Code, and recommend repealing the existing building codes and adopting a new code; and

WHEREAS, the Board finds that it is in the best interests of the Village that certain sections of the Building Code be amended as hereinafter set forth;

NOW, THEREFORE, BE IT ORDAINED, by the President and Board of Trustees of the Village of Tinley Park, Cook and Will Counties, Illinois, as follows:

Section 1:

ADOPTION OF BUILDING CODES

That a certain code, one of which is now available on the Village's website for a period of not less than 21 days in the office of the Village Clerk of the Village of Tinley Park, Cook and Will Counties, Illinois, being entitled and designated as the International Building Code (2012); International Energy Conservation Code (2015); International Fire Code (2012), including Appendix B&D of the International Fire Code; International Fuel Gas Code (2012) including Appendix A of the International Fuel Gas Code; International Mechanical Code (2012);

International Property Maintenance Code (2012); International Residential Code (2012), including Appendix F Radon Control Methods; International Swimming Pool and Spa Code (2012); Illinois State Plumbing Code (2014); National Electrical Code (2011) (NFPA 70); National Fire Protection Association (03) (NFPA 101); and Illinois Accessibility Act (1997) be and is hereby incorporated and adopted as the **Building Code of the Village of Tinley Park (2016)**, Cook and Will Counties, Illinois, except as hereinafter deleted, modified or amended.

This document shall set out the rules and regulations governing the construction, alteration, relocation, enlargement, replacement, repair, equipment, use and occupancy, location, ~~maintenance, removal and demolition of every building or structure or any appurtenances~~ connected or attached to such buildings or structures and other items as enumerated in the Table of Contents of this document repealing Ordinance 2007-O-040, Ordinance 2009-0-022, Ordinance 2009-0-055, Ordinance 2010-0-010, Ordinance 2010-0-048, Ordinance 2011-0-028, Ordinance 2011-0-034, and Ordinance 2011-0-036 of the Village of Tinley Park and all other ordinances or parts of laws in conflict therewith and replaced with the **Building Code of Tinley Park (2016)**.

Section 2:

Deletions to the International Building Code 2012

CHAPTER 1-SCOPE AND ADMINISTRATION

Section 101.4.3 - reference to the "International Plumbing Code" and the entire last sentence.

Section 105.2 - under "Building" items numbered 1, 2, 3, 4, 5, and 6

Section 111.2 - items numbered 3, 4, 5, 7, 9, 10 and 11

CHAPTER 5- GENERAL BUILDING HEIGHTS AND AREAS

Section 507.2

CHAPTER 7- FIRE AND SMOKE PROTECTION FEATURES

Section 706.6- exceptions 2, 2.1, 2.2, 2.3

Section 708.3- exception 2

Section 708.4- exceptions 1 and 5 only

Section 711.3- all exceptions

CHAPTER 9 - FIRE PROTECTION SYSTEMS

Section 903.3.1.1.1

Section 903.3.1.2.1

Section 904.11 – number 2

Section 910.1 – exception 1

CHAPTER 10 – MEANS OF EGRESS

Section 1014.2 – number 4 exception number 2 (2.4)

CHAPTER 29 – PLUMBING SYSTEMS

All Sections

CHAPTER 31- SPECIAL CONSTRUCTION

Section 3107

CHAPTER 34- EXISTING STRUCTURES

All Sections

CHAPTER 35- REFERENCED STANDARDS

Standards ICC IEBC-12; IPC-12; IPSDC –12; IWUIC – 12

SECTION 3

Amendments to the International Building Code 2012

CHAPTER 1- SCOPE AND ADMINISTRATION

Section 101.1. Title. – To read as follows: These regulations shall be known as the Building Code of the Village of Tinley Park, hereinafter referred to as “this code” or “Building Code” or “Building Code of Tinley Park (2016)”.

Section 101.4.3 Plumbing. To read as follows: The provisions of the Illinois Plumbing Code 2014 as amended shall apply to the installation, alteration, repair and replacement of plumbing systems, including equipment, appliances, fixtures, fittings and appurtenances, and where connected to a water or sewage system and all aspects of a medical gas system.

Section 105.2 Work Exempt from Permit. Under “Building” number 8 shall read as follows: Temporary motion picture, television and theater stage sets and scenery less than four hundred (400) square feet.

CHAPTER 7- FIRE AND SMOKE PROTECTION FEATURES

Section 708.2 Materials. The walls shall be of materials permitted by the building type of construction and/or amended by Chapter 5 of the International Building Code 2012 .

Section 708.3 Fire-Resistance Rating. Fire partitions shall have a fire resistance rating of not less than one (1) hour unless noted elsewhere in this code as amended. Also see Chapter 5 of the International Building Code 2012.

Section 711.1 General. Floor and roof assemblies required to have a fire resistance rating shall comply with this section and Chapter 5 of the International Building Code 2012, as amended.

CHAPTER 10 – MEANS OF EGRESS

Section 1009.3.1.2 Stairways, Fire Resistant Rating. That the following is added as an Exception: In Group R-1 and R-2 interior egress stairways are required to have a 2-hour minimum fire resistance rating.

Section 1014.2 Number 4 (Exception #2 (2.4) Exist Access, Egress Through Intervening Spaces. Shall read as follows: The floor shall have a minimum of 44 inches wide aisle without obstructions by striping with a contrasting color distinguishable from other areas for the full length of the access.

CHAPTER 12 –INTERIOR ENVIRONMENT

Section 1208.2 Interior Space Dimensions, Minimum Ceiling Heights Shall read as follows with the Exceptions to remain as is: Occupiable spaces, habitable spaces and corridors shall have a ceiling height of not less than 8'-0". Unfinished basements (in other than one- and two-family dwellings) shall be permitted to have a ceiling height of not less than 7'-6". For one- and two-family dwellings, the minimum clear height to the underside of the floor assembly above shall be 7'-6" and the minimum clear height to the underside to a beam shall be 6'-8".

CHAPTER 16 –STRUCTURAL DESIGN

Section 1612.3 Establishment of flood hazard areas. – Insert: *The Village of Tinley Park* as the name of jurisdiction and 8/19/2008 (*Cook County*), 3/17/2003 (*Will County*) for the date of issuance of "The Flood Insurance Study".

CHAPTER 32 –ENCROACHMENTS INTO THE PUBLIC RIGHT-OF-WAY

Section 3412.2. Applicability – Shall read as follows "Structures existing prior to (adoption date) in which there is work involving additions, alterations or changes of occupancy shall be made to comply with the requirements of this section or the provisions of Sections 3403 through 3409. The provisions in Sections 3412.2.1 through 3412.2.5 shall apply to existing occupancies that will continue to be, or are proposed to be, in Groups A, B, E, F, M, R, S, and U. These provisions shall not apply to buildings with occupancies in Group H or I.

SECTION 4

Deletions to the International Residential Code 2012

CHAPTER 1 – SCOPE AND ADMINISTRATION

Section R105.2 Work exempt from permit, under Building. Numbers 1,2,3,4,5, & 10.

CHAPTER 3 – BUILDING PLANNING

Section R310.1 Emergency escape and rescue required

Section R310.2.2 – exception

CHAPTERS 25 THROUGH 32 (PLUMBING)

All sections

SECTION 5

Amendments to the International Residential Code 2012

CHAPTER 1 – SCOPE AND ADMINISTRATION

Section R105.2 Work exempt from permit, under Building. Reroofing for Single Family Detached structures are exempt from permit.

SECTION 6

Supplemental Regulations

In addition to the International, National, and State Codes all construction, alteration, relocation, enlargement, replacement, repair, equipment, use and occupancy, location, maintenance, removal and demolition of every building or structure or any appurtenances connected or attached to such buildings or structures in the Village of Tinley Park shall also be subject to the regulations set forth in Chapters 1-13 set forth below and shall be read in their entirety as follows:

CHAPTER I - ADMINISTRATION AND ENFORCEMENT

SECTION 100 - GENERAL REQUIREMENTS

A. Standards and Regulations

1. The standards and regulations contained in this Code shall be deemed and considered as minimum requirements for the construction of buildings for the protection of public health and safety. Any materials or methods of construction not specifically mentioned in this Code which give the same protection to public health and safety from the standpoint of strength, fire protection and other factors relevant thereto may be used in substitution for the specific materials or methods prescribed in this Code, when approved by the Corporate Authority, provided, however, if specific methods of construction or materials are prohibited in this Code, then this provision shall not authorize the use of such materials or methods of construction regardless of whether they give the same protection.
2. Requests for variations, or for use of substitute materials or methods of construction, shall be submitted to the Building Committee via the Building Official. The Building Official shall advise the Building Committee regarding acceptance or rejection of such requests.
3. These regulations shall be known as the Building Code of the Village of Tinley Park, hereafter referred to as "this Code" or "Building Code" or the "Building Code of Tinley Park (2016)"
4. The provisions of this code shall apply to the construction, alteration, relocation, enlargement, replacement, repair, equipment, use and occupancy, location, maintenance, removal and demolition of every building or structure or any appurtenances connected or attached to such buildings or structures, except detached one and two-family dwellings and multiple single-family dwellings (townhouses) not more than three stories above grade in height with a separate means of egress and their accessory structures shall comply with the International Residential Code, as amended.
5. The provisions of the National Electrical Code 2011 (NFPA 70) shall apply to the installation of electrical systems, including installation, alterations, repairs, replacement, equipment, appliances, fixtures, fittings and appurtenances thereto.
6. The provisions of the State of Illinois Plumbing Code as amended shall apply to the installation, alteration, repair and replacement of plumbing systems, including equipment, appliances, fixtures, fittings and appurtenances where connected to a water or sewage system and all aspects of a medical gas system.
7. The Department of Building Safety also known as the Building Division in the Community Development Department is hereby created and when there is

conflicting requirements with the adopted codes, the Building Official or designee shall have the authority to enforce the most restrictive language.

B. Zoning

All buildings or structures shall conform to the Zoning Ordinances of the Village of Tinley Park, Illinois. All requirements in said ordinance including but not limited to building set-backs, building lines, side yards and rear yards must be observed.

C. Licensing

All contractors and/or sub-contractors shall be licensed by the Village or submit the required copy of the State licensing to the Village prior to performing any work in the Village of Tinley Park, Illinois.

D. Bonding

All contractors and/or sub-contractors shall submit a \$20,000 Surety Bond, with the Village of Tinley Park, prior to performing any work in the Village of Tinley Park, Illinois

E. Guarantee/Warranty:

1. All builders, developers, contractors and sub-contractors shall guarantee, in writing, all of their work to be free from all defects of material and/or workmanship for a period of one year from the date of occupancy of any building, dwelling or addition thereto, or from the date of completion of the erection of any structure, enclosure or addition thereto, unless the manufacturer's standard warranty is for a longer period. In such case the longer period shall apply. Copies of all manufacturer's warranties or guarantees shall be delivered to the purchaser.
2. All materials, systems, equipment, devices or components which are a part of or which service any building, structure, dwelling, enclosure, addition or improvement, shall be installed and shall function according to the manufacturer's written instructions and recommendations, and in absence thereof shall be installed and shall function in accordance with the generally accepted standards of the industry or trade which manufacturers, installs or provides such components of the building, structure, dwelling, enclosure or addition thereto.

3. Defects Excluded From Guarantee:
- a. The purchaser has supplied defective design or materials to the builder, contractor or sub-contractor.
 - b. Defects that have been caused by normal wear and weathering.
 - c. Normal shrinkage, or normal settlement occurs.
 - d. ~~The purchaser has failed to maintain adequate ventilation and has caused abnormal dampness or condensation.~~
 - e. Disputes over landscaping, other than finish grades.
 - f. The purchaser has been negligent in properly maintaining and operating the home, dwelling, building, structure, enclosure or addition thereto.
 - g. The purchaser suffers loss caused by fire, explosion, or other Acts of God.
 - h. Insect damage occurs.
 - i. Small hairline cracks in foundations or slab, which do not leak water. See Section 303-3 for cracks which allow infiltration of water.
 - j. Small cracks in walks, slabs, driveways or other flat work on grade.
 - k. Surface flaking when caused by de-icing salts or mechanical abuses.
 - l. The purchaser suffers secondary damage, such as property damage or personal injuries resulting from the defect.
 - m. There has been a technical breach of approved standards, but no actual damage has occurred or is likely to occur.
3. All claims for defects under this guarantee shall be made by purchaser, in writing, to the developer, general contractor, or builder from whom the dwelling or building was purchased, or, in the case of a structure, enclosure, or addition thereto, to the contractor who installed, constructed or erected said structure, enclosure or addition thereto. A copy of such claim shall be furnished to the Village building department. All claims of a breach of warranty shall be made by purchaser, in writing, to the Village Building Official.
4. Developers, buildings, contractors and sub-contractors who fail to make corrections, replacement or repairs in accordance with this warranty shall be subject to revocation of their license to do business in the Village of Tinley Park. Said license revocation shall be in addition to, and not in lieu of, any other

remedies which may be available under the provisions of this Building Code or the Tinley Park Municipal Code.

F. Authority

1. The Building Official or officer/inspector/employee is hereby authorized and directed to administer and enforce all of the provisions of this Code.
2. Relief from Personal Responsibility: The Building Official, officer or employee charged with the enforcement of this Code, while acting for the municipality, shall not thereby render themselves liable personally, and is hereby relieved from all personal liability for any damage that may accrue to persons or property as a result of any act required or permitted in the discharge of their official duties. Any suit instituted against any officer, or employee, because of an act performed by the employee in the lawful discharge of their duties and under the provisions of this Code, shall be defended by the legal representative of the municipality until final termination of the proceedings. In no case shall the Building Official or any of their subordinates be liable for costs in any action, suit or proceeding that may be instituted in pursuance of the provisions of this Code; and any officer of the department of building inspection, acting in good faith and without malice, shall be free from liability for acts performed under any of its provisions or by reason of any act or omission in the performance of their official duties in connection therewith.
3. Rule making authority: The Building Official shall have power as may be necessary in the interest of public safety, health and general welfare, to adopt and promulgate rules and regulations to interpret and implement the provisions of this Code to secure the intent thereof and to designate requirements applicable because of local climatic or other conditions; but no such rules shall have the effect of waiving working stresses or fire-resistive requirements specifically provided in this Code or violating accepted engineering practice involving public safety.
4. Wherever in this Code, a provision is made that work be done subject to the approval of the Building Official, or to their satisfaction, or in a manner prescribed by the Building Official, this shall be construed as authorizing the Building Official only to determine whether or not the work or materials involved, comply with the provisions of this Code; and no such provision shall be construed as giving the Building Official discretionary authority or power under this Code.

G. Right of Entry

Where it is necessary to make an inspection to enforce the provisions of this Code, or where the Building Official or designee has reasonable cause to believe that there exists in a structure or upon a premises a condition which is contrary to or in violation of this

Code which makes the structure or premises unsafe, dangerous or hazardous, the Building Commissioner or designee is authorized to enter the structure or premises at reasonable times to inspect or to perform the duties imposed by this code, provided that if such structure or premises be occupied that credentials be presented to the occupant and entry requested.

H. Police Assistance

Whenever, in the opinion of a Village Official or Inspector it shall be necessary to call upon the Department of Police for the aid and assistance in carrying out or enforcing any of the provisions of this Code, they shall have the authority to do so, and it shall be the duty of any member of the Department of Police when called upon by said Building Official or Inspector to act according to the instructions of and to perform such duties as may be required by such Building Official or Inspector in order to enforce or put into effect the provisions of this code.

I. Power to Stop Work

No registered electrical contractor shall install any electrical conduits, electrical wires, equipment, or apparatus in any building or structure for which a permit is required, until such permit shall have been secured. In case any work is begun on the installation of electrical conduits, raceways, or the installation, alteration, or repair of electrical wires or apparatus in any building or structure without a permit authorizing the same, being first issued therefore, or the aforesaid installations are being made in violation of the electrical regulations of this Code, the Electrical Inspector shall have the power to stop such work at once and to order any and all persons engaged therein, to stop and desist until the proper permit is secured.

No registered plumbing contractor shall perform work in any building or structure for which a permit is required, until such permit shall have been secured. In case any work is begun in any building or structure without a permit authorizing the same, being first issued therefore, or the aforesaid installations are being made in violation of the plumbing regulations of this Code, the Plumbing Inspector shall have the power to stop such work at once and to order any and all persons engaged therein, to stop and desist until the proper permit is secured.

J. Compliance Required

It shall be unlawful to erect, construct, repair or alter, remove or demolish any building or structure in the Village in violation of any of the provisions of this Code, or without complying with the provisions of this Code. It shall be unlawful to vary from the terms of any building permit, including the approved plans and specifications relative thereto, in connection with any such work; provided that a building permit may be amended upon proper application as provided herein.

K. Violations and Penalties

1. It shall be unlawful for any person, firm or corporation, whether as owner, beneficiary of a trust, assignee, general or sub-contractor, lessee, sub-lessee or occupant to erect, construct, enlarge, alter, repair, improve, remove, add to, convert, demolish, equip, use, occupy, or maintain any building or structure in the Village, or cause or permit the same to be done, contrary to or in violation of any of the provisions of this Code.
2. It is hereby declared that any violation of this Code constitutes a public nuisance, and in addition to any other remedies provided by this Code for its enforcement, or for any penalties, the Village may bring civil suit to enjoin the violation of any provisions of this Code.
3. If for any reason any one or more sections, sentences, clauses, or parts of this Code are held invalid, such judgment shall not affect, impair or invalidate the remaining provisions of this Code.
4. Any person, firm or corporation violating any of the provisions of this Code shall be guilty of a misdemeanor and each such person shall be deemed guilty of a separate offense for each and every day or portion thereof, during which any violation of any of the provisions of this Code is committed, continued or permitted, and upon conviction of any such violation such person shall be punishable by a fine not to exceed Seven Hundred Fifty Dollars (\$750.00).

L. Right of Appeal

1. All persons shall have the right to appeal the Building Official's decision pertaining to the Code as outlined in this Section. All Appeals shall be directed to the Building Committee which is appointed by the Board of Trustees of the Village. An Application for Appeal shall be based on a claim that the true intent of this Code or the rules legally adopted there under has been incorrectly interpreted.
2. The Application for Appeal shall be filed in writing by the Building Owner or designated agent, addressed to the Building Official, who will forward it on to the Chairperson of the Building Committee, and shall contain the following information:
 - a. Name and address of Appellant.
 - b. Location of property or premises in question.
 - c. Chapter and Section of Code being contested.
 - d. Interpretation being contested.
 - e. Appellants reasons for challenging the Code Officials interpretation stating relief or solution requested.
 - f. Request for a hearing by the Building Committee to review the matter.

3. The Chairperson shall respond to the Appellant, and shall establish a date and time for a hearing to be held within twenty-one (21) business days of receipt of the Appeal.
4. The Building Committee shall conduct an open hearing allowing the Appellant an opportunity to be heard, and shall have the right to seek counsel from professional and technical staff and consultants who may be called upon to offer testimony which will aid the Committee in attempting to arrive at a just decision in the matter being heard. The procedures shall not require compliance with strict rules of evidence but shall mandate that only relevant information be received.
5. The Building Committee, after due deliberation, shall render a decision in writing within twenty-one (21) business days of completion of the hearing process. A simple majority vote by the Committee shall constitute the Committee decision.

M. Alternate Materials:

The provisions of this Code are not intended to prevent the use of any material or method of construction not specifically prescribed by this Code, provided any such alternative has been approved.

The Building Official may approve any such alternative, provided, he finds that the proposed design is satisfactory and complies with accepted design criteria.

The Building Official may require that evidence or proof be submitted to substantiate any claims that may be made regarding its use. The applicant shall be responsible for the procuring, and submittal, of all data and reports necessary to evaluate such alternate materials. The applicant shall pay all costs incurred in the presentation of all tests and/or investigations required under these provisions.

SECTION 101 - PERMITS

- A. A permit shall be obtained before beginning excavation, grading, construction, additions, reconstruction, remodeling, alteration or repair, and/or demolition using application forms provided by the Building Official. Permit fees shall be as established herein.
- B. Revocation of Permits: The Building Official may revoke a permit or approval issued under the provisions of this Code, in case of any false statement or misrepresentation of fact in the application, or on the construction documents, on which the permit or approval was based.
- C. Posting of Permit: A true copy of the building permit shall be kept on the site of operations open to public inspection during the entire time of prosecution of the work and until the completion of the same.

- D. Compliance with Code: The permit shall be a license to proceed with the work and shall not be construed as authority to violate, cancel or set aside any of the provisions of this Code, except as specifically stipulated by modification or legally granted variation as described in the application.
- E. Time Limit of Permits: If, after such permit has been granted, the operation covered by said permit shall not be started within three (3) months of the date thereof, or if such operations are not diligently pursued to completion without any extensive delays (more than thirty (30) days) in the construction process, then such permit shall expire by the terms thereof, and no operations there under shall be started or completed until a renewal of said permit shall be obtained. Whenever delays which leave the site, building or structure in a condition which presents a potential hazard to the public either by means of access (whether implied, authorized or unauthorized) or as an attractive nuisance to any persons, under those circumstances the permittee shall secure the site, building or structure in order to protect the public from an accident or injury. The actual life of a permit for other than one and two-family dwellings, decks, sheds, garages and other accessory structures is one (1) year from the date of issue, which includes a maximum of two 3-month extensions. The actual life of a permit for one and two-family dwellings, decks, sheds, garages and other accessory structures is 180 days from the date of issue.

A permit may be renewed for three (3) months when requested within ten (10) days of expiration of permit. An application for renewal must be made to the Building Official with payment of the renewal fee. A permit may be renewed two (2) times for a total length of six (6) months after which time a new permit will be required. The first permit renewal fee shall be free. The second permit renewal fee shall be 50% of the original permit fee.

- F. No permit shall be issued to any applicant who is indebted to the Village for any fees or charges, for a period exceeding thirty (30) days after billing, resulting from work executed under a previous permit, or any other fees or fines owed the Village.
- G. Permit and Inspection Fees: On buildings, structures, electrical, gas, mechanical and plumbing systems or alternations requiring a permit, a fee for each permit shall be paid as required, in accordance with the schedule as established in Chapter XIII of the Building Code.

All construction documents submitted, with a permit, that require checking by the Building official shall be subject to a check fee and / or filing fee as called for in this Code. Construction documents that are incomplete, or require excessive corrections shall be subject to double the amount of the plan check fee.

Those portions of charges made to the Village by an approved third party plan review firm, or by engineers, for examination of plans which exceed the normal plan check fees shall be added to the plan check fee and shall be paid by the owner and/or applicant prior to issuance of an occupancy permit.

H. Application for Permits

1. Application shall be made by the Owner or Lessee of the building or structure, or the agent of either, or by the licensed engineer or architect employed in connection with the proposed work. If application is made by a person other than the owner in fee, it may be required to be accompanied by a duly verified affidavit of the owner or the qualified person making the application that the proposed work is authorized by the owner in fee and that the applicant is authorized to make such application. The full names and addresses of the owner, lessee and applicant shall be stated in the application.
2. Such application shall:
 - a. Identify and describe the work to be covered by the permit for which application is made.
 - b. Describe the land on which the proposed work is to be done by legal description, street address or similar description that will readily identify and definitely locate the proposed building or work.
 - c. Indicate the use and occupancy for which the proposed work is intended.
 - d. Be accompanied by construction documents and other information as required in Section R106 of the International Residential Code or Section 107 of the International Building Code.
 - e. State the valuation of the proposed work.
 - f. Be signed by the applicant, or the applicant's authorized agent.
 - g. Give such other information as required by the Building Official.
 - h. Application for permit shall also be accomplished by written proof or evidence that the project has been approved by all applicable federal, state, county and local jurisdictions, including, but not limited to EPA, DNR, Corp of Engineers, MWRD.
 - i. All applications for building permits shall be accompanied by a copy of a "Plat of Survey" attested and sealed by a land surveyor registered in the State of Illinois.
3. No Permit shall be issued to any applicant who is indebted to the Village for any fees or charges resulting from work executed under a previous permit or any other fees, fines owed the Village of Tinley Park.
4. Description of Work: The application shall contain a general description of the proposed work, its location, the use and occupancy of all parts of the building or structure and of all portions of the site or lot not covered by the building, and such additional information as may be required by the Building Official.
5. Construction Documents:
 - a. The application for the permit shall be accompanied by copies of specifications as indicated in Section 101 I and of plans drawn to scale,

when required, with sufficient clarity and detail dimensions to show the nature and character of the work to be performed, statement of special inspections and other pertinent information. As built are required for all commercial, office, industrial, single family attached and multi-family. (Single family as built are only required if requested by the Building Official) When quality of materials is essential for conformity to the Code, specific information shall be given to establish such quality; and in no case shall the Code be cited or the term "legal" or its equivalent be used as a substitute for specific information. The Building Official may waive the requirement for filing plans when the work involved is of a minor nature.

- b. All construction documents shall be required to be stamped with a seal, signed and dated by a registered architect or structural engineer licensed by the State of Illinois and showing the registration number. All drawings shall bear the statement "These construction documents were prepared under my direct supervision and to the best of my knowledge comply with the ordinances and codes of the Village of Tinley Park, Illinois", signed (Signature of Architect or Structural Engineer responsible for preparation of the construction documents). No stamp or seal shall be required on drawings for detached private garage plans; or for detached secondary buildings or for fences; or for additions/remodeling to a single-family dwelling when no structural or ventilation changes are made to an existing single-family dwelling or at the discretion of the Building Official. The Building Commissioner is authorized to waive the submission of construction documents and other data not required to be prepared by a registered design professional if it is found that the nature of the work applied for is such that review of construction documents is not necessary to obtain compliance with this code.
- c. Additions, Alterations, Remodeling and Repairs: Applications for Permit for additions, alterations, repairs, and/or remodeling shall be accompanied by construction documents giving the same information that may apply the same as new building construction.
- d. Private garage plans shall show location of buildings to other buildings and to lot lines on a legal plat of survey. Private garages, attached or detached, shall comply with the provisions of Section 213 and 308 of this Code.
- e. Sheds, Decks, Gazebos, Fences, Pergolas, Trellises. Pools. Driveways, Sidewalks, Patios, Pavers and Mailboxes: plans shall be submitted that show location of buildings to other buildings and to lot lines on a legal plat of survey.

- f. Mailboxes: A permit is required for any decorative or brick mail boxes in the public right-of-way and a waiver form must be signed by the homeowner. See Section 315 of this Code for requirements.
 - g. Lawn Sprinklers: A permit is required for any lawn sprinkler system installed. A plat of survey with the layout of the sprinkler system must be included with the permit application. Lawn sprinklers installed in the public right of way will require a waiver form to be signed and submitted.
 - h. ~~Demolition permits do not require plans except when attached to one or more buildings, or when removal of structure will affect adjacent buildings. Plans of demolition may be required for buildings other than single family dwellings, private garages, or secondary buildings. Demolition permits for multi family/single family homes, commercial or industrial buildings require a copy of the County Demolition Permit prior to release of a Village permit. See Chapter XII of this Code for requirements.~~
 - i. All construction documents submitted for permit, that requires checking by the Building Official, shall be subject to the plan check fee and/or filing fee as called for in this Code. Construction documents that are incomplete, or require excessive corrections shall be subject to double the amount of the plan check fee.
 - j. Those portions of charges made to the Village by an approved third party plan review service, or by Engineers, for examination of plans which exceed the normal plan check fees shall be added to the plan check fee and shall be paid by the owner and/or applicant.
5. Site Plan: There shall also be filed five (5) copies of a site plan, and an electronic copy if requested, showing to scale the size and location of all new construction and all existing structures on the site, the proposed grades for such structures and the site, distances from lot lines and the established street grades; and it shall be drawn in accordance with an accurate boundary line survey. In case of demolition, the site plan shall show all construction to be demolished and the location and size of all existing buildings and construction that are to remain on the site or plot. The site plan shall show location and size of driveway and/or parking areas when not submitted with new building construction.
6. Engineering Details: The Building Official may require adequate details of structural, mechanical, and electrical work including computations, stress diagrams and other essential technical data to be filed. All engineering plans and computations shall bear the seal, date and signature of the engineer or architect responsible for the design. Drawings shall indicate all design load information, the bearing capacity of the soil; the fiber stress (F), and the deflection (E) for all

1. Job Access: A safe and reasonable access shall be provided to all sites, buildings and/or structures. This includes a dry gravel walkway, secured platforms having a slip-resistant walking surface so they do not move around or any other item the Inspector considers safe. If a safe access is not provided, the inspector may not perform the required inspection until a safe access is provided. Approved guards shall protect all floor and foundation openings.
2. Job Site Conditions: Any building or structure that is to be inspected shall have all floors and levels accessible and shall be clean of all debris and obstructions so a visual inspection of all work can be performed. Ladders or changes in levels greater than 24 inches are not considered accessible.
3. Footing Inspection: Commonly made after excavations are complete and footing forms are set but prior to pouring concrete.
4. Foundation Wall: Commonly made after forms are set and braced and all reinforcing is in place and tied and all inserts are placed, but before pouring of concrete.
5. Rough Inspection: Commonly made after the roof, masonry, all framing, fire-stopping, and bracing are in place and all electrical, plumbing and mechanical/HVAC, chimneys, and fireplaces are complete, but prior to the installation of any insulation, lath or gypsum board.
6. Insulation Inspection: Commonly made after rough inspection but prior to lath or gypsum board.

B. Plumbing, Mechanical & Electrical:

1. Under slab: All work installed under a slab on fill or in concrete work shall be left open until inspected and approved.
2. Rough Inspection: Commonly made prior to covering or concealment and before fixtures are set – prior to any electrical wiring installation

C. Other Inspections:

In addition to the called inspections above, the Building Department may make or require any other inspections to ascertain compliance with this Code and other requirements or laws enforced by the Village.

- D. Work shall not be done on any part of the building or structure beyond the point indicated in each successive inspection without first obtaining the written approval of the Building Official. Such written approval shall be given only after an inspection has been made of each successive step in the construction as indicated by each of the inspections required above.

structural members (i.e.: concrete, steel and lumber); and the compressive stress values of all masonry and concrete.

7. Survey: All applications for building permits shall be accompanied by a copy of a "Plat of Survey" attested and sealed by a land surveyor registered in the State of Illinois and an electronic copy of said survey.

I. Approved Construction Documents:

1. ~~When construction documents have been approved by the Building Official he~~ shall affix a stamp indicating approval on the cover page of each set of said drawings and shall affix his signature, and shall return one set of such approved drawings to the applicant. One of these sets, with a signed cover page shall be at the job site at all times and be available for the use of the Village Inspectors. One set of approved drawings shall be retained in Building Department files.

a. The following stamped plans, and as-builts for all commercial, office, industrial, multifamily, and mixed use and one (1) electronic copy of the plans and as-builts shall be required.

1. Commercial-5 sets
 2. Footing & foundation- 5 sets
 3. Shell only-5 sets
 4. Commercial tenant buildouts-5 sets
 5. Multi-family dwellings-3 sets
 6. Single-family dwellings-2 sets
2. No deviations or changes shall be made in the construction from the approved construction documents unless such change is expressly and specifically requested in writing by the applicant and the approval of said change is granted in writing by the Building Official.
3. The Building Official is authorized to waive the submission of construction documents and other data not required to be prepared by a registered design professional if it is found that the nature of the work applied for is such that review of construction documents is not necessary to obtain compliance with this Code.

SECTION 102 - INSPECTIONS:

- A. For on site construction the Building Official upon notification from the permit holder or their agent shall make or cause to be made any necessary inspections and shall either approve that portion of the construction as completed or shall notify the permit holder or their agent wherein the same fails to comply with this Code.

- E. Requests for inspections shall be made to the Building Department, by telephone not less than forty-eight (48) hours (excluding Saturdays, Sundays and Holidays) before inspection is requested. Exception: All concrete inspections require a two-hour (2) notice but no later than 2:30 p.m. of each day. Notice received after 2:30 p.m. will be scheduled for the following day.
- F. Final Inspection: Commonly made after the building is completed and ready for inspection. Request for final inspection must be made in writing on forms provided by the Building Department.

SECTION 103 – STOP WORK ORDERS:

- A. Notice to Owner: Upon notice from the Building Official that the permit has been revoked or work on any building or structure is being constructed contrary to the provisions of this Code or the approved construction documents or in an unsafe and dangerous manner, such work shall be immediately stopped. The stop work order shall be in writing and shall be posted in a conspicuous location of the subject building or property and also shall be provided to the owner of the property.
- B. Unlawful Continuance: Any person who shall continue any work in or about the site or building after having been served with a stop work order, or after having received actual notice thereof, except such work as he is directed to perform to remove a violation or unsafe condition, shall be liable to a fine of not less than One Hundred (\$100.00) Dollars or more than Seven Hundred Fifty (\$750.00)

SECTION 104 – CERTIFICATE OF OCCUPANCY:

- A. New Buildings:

No building hereafter erected shall be used or occupied in whole or in part until the Certificate of Occupancy has been issued by the Building Official.

- B. Existing Buildings - Use Group or Occupant Changes:

With the exception of single-family and multi-family dwellings, when the ownership, or when the occupant of all or part of a building changes, or when the use of all or part of a building changes from one use group to another, said building, or part thereof in relation to which the change in occupant or use has occurred, shall not be occupied or used until a Certificate of Occupancy has been issued by the Building Official.

- C. For multi-family homes, when the ownership of the entire building changes, including ownership of common areas, said building shall not be occupied or used unless a new Certificate of Use and Occupancy has been issued by the Building Official within thirty (30) days after the change of ownership. The inspection required for a new

Certificate of Use and Occupancy for multi-family homes because of a change of ownership, shall be limited to the common areas of the building and shall not include individual dwelling units. Further, said inspection shall take place at the same time as the inspection required for issuance of a Residential Rental License under Article XI, Chapter 129F of the Village Code. For purposes of this Section, a multi-family home is defined as a building of three (3) stories or more that contains three (3) or more individual residential units.

No building hereinafter occupied regardless of occupancy, enlarged, extended or altered ~~to change from one occupant or use group to another, in whole or in part, and no building~~ hereafter altered for which a Certificate of Occupancy has not been heretofore issued shall be occupied or used until the Certificate shall have been issued by the Building Official certifying that the work has been completed in accordance with the provisions of the approved permit; except that any use or occupancy which was not discontinued during the work of alteration shall be discontinued within thirty (30) days after the completion of the alteration unless the required certificate is secured from the Building Official.

D. Changes In Use and Occupancy - Prohibited Uses - Re-establishment:

After a change of use has been established in a building, the re-establishment of a prior illegal or prohibited use that would not have been legal in a new building of the same type of construction is prohibited, unless all the applicable provisions of this Code and Zoning Ordinances are complied with. A change from one prohibited use, for which a permit has been granted to another prohibited use, shall be deemed a violation of this Code.

D. Temporary Occupancy:

Upon the written request of a holder of a permit, the Building Official may issue a Conditional Certificate of Occupancy for a building or structure, or part thereof, before the entire work covered by the permit shall have been completed, provided such portion or portions may be occupied safely prior to full completion of the building without endangering life or public welfare.

E. Contents of Certificate:

When a building or structure is entitled thereto, the Building Official shall issue a Certificate of Occupancy.

F. Penalties:

1. It shall be unlawful for any owner, builder, contractor, or other person who has constructed a building or structure under this Code for which a Certificate of Occupancy is required, to deliver possession to another person to whom the

building has been sold or leased or for whom it has been built without having exhibited a Certificate of Occupancy.

2. Any person who violates this requirement shall be subject to a penalty not to exceed Seven Hundred Fifty Dollars (\$750.00) for each offense, each day the violation continues shall be construed as a separate offense.

SECTION 105 – SITE WORK, DEMOLITION & CONSTRUCTION

- A. General – Whenever a building or structure is erected, altered, repaired, removed or demolished, the operation shall be conducted in a safe manner and suitable protection for the general public shall be provided.
- B. Fences – Every excavation or area of construction on a site located within the village boundaries shall be enclosed with a barrier not less than six (6) feet high (four (4) feet high for single-family & multi-family dwellings) to prevent the entry of unauthorized persons. All fences and barriers shall be of adequate strength to resist wind pressure, as specified in the International Building Code 2012 Chapter 16.
- C. Site Maintenance – Every construction site must be kept in a safety environment, free from hazards and maintained so as not to allow debris to blow onto other property. All dumpsters must be kept from being over filled to avoid debris from dropping onto the property or blowing onto other property.
- D. Protection Of Adjoining Property – Adjoining public and private property shall be protected from damage during construction, remodeling and demolition work. Protection must be provided as outlined in the International Building Code 2012 Section 3307.

SECTION 106 - DEFINITIONS

Unless otherwise expressly stated, the following terms shall, for the purpose of this Code, have the meanings indicated in this section. For other definitions not contained in this Section, see other Codes as adopted.

Words used in the present tense include the future; the singular number includes the plural and the plural the singular. Where terms are not defined in this section they shall have either ordinarily accepted meanings or such as the context may imply.

- A. Apartment. A dwelling unit as defined by this Code.
- B. Approved. Approved refers to approval by the Building Official as the result of investigation and tests conducted by him, or by reason of accepted principles or tests by nationally recognized organizations.
- C. Area Building. The total area of all floors or stories contained within the building perimeter. Areas of the building not provided with surrounding walls shall be

included in the building area if included within the horizontal projection of the roof or floor above. Also see definition in Section 702 of the IBC for fire suppression requirements.

- D. Area. Total. For purposes of calculating total square feet (area), the total floor area includes mezzanines and basements contained within the surrounding exterior walls of the building on all floors and levels which are added together. The area included within the surrounding exterior walls of a building includes canopies, when in the opinion of the Code Official the canopy creates or may create a hazardous situation, and all enclosed extensions are also added to the calculation. Areas of a building not provided with surrounding walls shall be included within the building area if such areas are included within the horizontal projection of the roof or floor above. Interior walls, including fire walls, and horizontal fire walls (floors), fire separation walls and party walls, shall not be considered as walls which divide a structure into two or more separate buildings, but structures containing such interior walls shall be considered as one building for the purposes of this chapter. This definition shall only be used to determine whether or not a fire & life safety system is required.
- E. Area Useable. The sum of the net horizontal area of all floors within outside walls of a residential building exclusive of areas in cellars, basements, unfinished attics, garages, open porches and accessory structures, but including any area that is roughed in (rough framing & electrical) but not completed which is designed and intended for human occupancy.
- F. Basement. A story of a building partially underground, and having more than half of its story height below the grade plane.
- G. Board of Trustees. The corporate authority of the Village of Tinley Park.
- H. Building Code. The building code and its amendments, as adopted by the Village of Tinley Park.
- I. Building Official. The officer charged with the administration and enforcement of this Code.
- J. Ceiling Height. Ceiling heights shall be the clear vertical distance from the finished floor to the finished ceiling.
- K. Crawl Space. An unfinished space beneath the 1st Floor or under a roof of a building, intended for access to piping, ductwork, wiring, or other utilities, and not intended for habitable space.
- L. Family. A family includes one or more persons occupying a premise and living as a single housekeeping unit, and related to each other by birth, adoption, or marriage, as distinguished from a group occupying a boarding house, hotel or

motel, as herein defined; a number of persons but not exceeding four (4) living and cooking together as a single housekeeping unit, though not related by birth, adoption or marriage shall be deemed to constitute a family.

- M. Listed and Listings. Terms referring to equipment which is shown in a list published by an approved testing agency qualified and equipped for the conduct or supervision of experimental testing and maintaining an adequate periodic inspection of current productions and whose listing shows that the equipment complies with the provisions set forth in this Code.
- N. Permittee. Person, Firm, Corporation or Organization to whom a building permit has been issued.
- O. Ranch Style Home. A single story house with less than a 4:12 pitch roof and shall include a three step ranch.
- P. Story. A story is that portion of a building included between the upper surface of a floor and upper surface of the floor or roof next above, regardless of portions being below grade.

CHAPTER II-MINIMUM PLANNING REQUIREMENTS

SECTION 200 – LIGHT, VENTILATION & SAFETY:

- A. General:
 - 1. Install windows in outside walls to provide natural light and ventilation in all habitable rooms, except kitchens.
 - 2. Windows in habitable rooms, whose areas provide the light and ventilation necessary to comply with the following requirements, are considered required windows. All windows in addition to these, and also windows in rooms other than habitable rooms, are considered non-required windows.
- B. Habitable Rooms: Rooms designed to be used for living, sleeping, eating or cooking, not including basement recreation rooms. (See Section 202)
 - 1. Insect screens: Shall be installed, for ventilated portions of all windows in all exterior walls, in all residential buildings.
 - 2. Bars, grilles or screens placed over emergency escape windows shall be releasable or removable from the inside without the use of a key, tool or force greater than that which is required for normal operation of the window.
 - 3. The minimum net clear opening for grade floor windows shall be 5 square feet.

C. Bathrooms and Water Closet Compartments:

1. Provide ventilation in or near ceiling with continuous metal (or other approved material) duct connection to outside air, and with a mechanical exhaust fan having a capacity equal to not less than one (1) CFM per square foot. If duct is located in an unconditioned space, it must be insulated to a minimum R6 value.

D. Open Basements:

1. Provide light and ventilation by windows or doors, in exterior walls with both glazed and ventilating area not less than (one) 1 percent of the floor area.

E. Utility Room Ventilation:

1. Combustion & dilution air must be provided in accordance with the International Mechanical Code and/or equipment manufacturer's specifications.
2. Each appliance exhaust duct metal duct or ducts to the outside shall be provided with a backdraft damper or per equipment manufacturer's specifications.

F. Rooms having a Gas-fired Appliance:

1. A minimum of two (2) properly placed sprinkler heads shall be provided. They must be supplied by the domestic water system in the area of the gas-fired furnace and/or hot water tank (exception – garages and unconditioned spaces.)

G. Crawl Spaces:

1. In crawl spaces ground shall be covered with (four) 4 inches of coarse granular material (sand, gravel, or stone) reasonably level over which a vapor barrier or minimum (six) 6 mil polyethylene film or better (or material of equal perm rating) lapped (twelve) 12 inches and a minimum of (two) 2 inches of rough finished concrete.

H. Attic and Other Enclosed Spaces

1. To eliminate the problem of moisture condensation on roof framing in cold weather and to permit the escape of heat in hot weather, ventilation of all spaces is required.
2. Vents or ducts from kitchens, baths or laundry rooms shall not discharge into attic spaces, but shall discharge direct to the outside.
3. When in commercial combustible non-sprinkled construction it is necessary to provide complete protection of combustible concealed ceiling spaces and must be

protected with a minimum of 5/8th inch, Type X drywall on the bottom cord of all trusses.

I. Unfinished Rooms:

1. Whenever a building is to be constructed which will include an unfinished room other than the basement, before a building permit is issued the applicant must acknowledge in writing the room or rooms which will be left unfinished. Further, before any occupancy permit is issued for such building, the owners (and occupants if different) must acknowledge in writing that any future improvements to such room or rooms must comply with all building code requirements of the Village of Tinley Park, that such improvements cannot be commenced until a building permit has been issued for such work, and further that the owners (and occupants if different) acknowledge that any damage to the unfinished room could constitute a fire hazard threatening their own personal safety and that any such damage shall be repaired as soon as possible after the damage occurs. The owners must also agree in writing that these conditions shall be recorded with the Recorder of Deeds by the title holder within 30 days of closing.

SECTION 201 - SPACE REQUIREMENTS:

A. Minimum room sizes:

1. Refer to Tinley Park Zoning Ordinance Section V.C.2. for minimum usable floor area requirements per dwelling type.
2. Senior Housing requirements:
 - a. 300 square feet per unit
 - b. 600 square feet overall per unit when common area of the facility is included and divided among the dwelling units.
3. Except as otherwise provided by ordinance, rooms for the following uses shall meet the standards specified below.

<u>Area</u>	<u>Minimum Square Feet</u>
Living, dining, cooking:	
a. Living, dining and cooking when in one room (includes area occupied by equipment)	220
b. Living, dining, when in one room	180
c. Living only in one room, when dining space is provided in kitchen or separate room.	160

- | | | |
|----|---|-----|
| d. | Kitchen cooking only (including area occupied by equipment) | 60 |
| e. | Dining only | 100 |
| f. | Family or Recreation Room | 180 |

Sleeping:

- | | | |
|----|----------------------|-----|
| a. | Major bedroom | 120 |
| b. | Other sleeping rooms | 100 |

Bathroom:

- a. Size should be adequate for water closet, lavatory, and tub or shower. The water closet may be located in a separate compartment adjoining the bathroom.
- b. Arrange fixtures so that door will swing not less than 95 degrees when open.
- c. There shall be no opening between a room in which a water closet (toilet, urinal or bidet) is located and a room in which food is prepared or stored.

Minimum room dimensions:

- a. Habitable rooms, except kitchens and bathrooms shall not have any horizontal dimension less than 10'0".

Halls and Passages:

- a. Minimum width 3'0", arranged to permit access of furniture.

B. General Storage: This storage shall be in addition to required closets and kitchen storage space.

1. For single family residences provide minimum total volume (interior and exterior storage) 200 cubic feet plus 75 cubic feet for each bedroom.
2. For multiple units conform to following schedule:

1 bedroom and 1 bedroom	=	150 cubic feet
2 bedroom	=	200 cubic feet

3 bedroom	=	250 cubic feet
4 bedroom	=	300 cubic feet

Not less than one third (1/3) of the total general storage space shall be located within the living unit.

3. Common storage rooms are acceptable only under following conditions:
 - a. Space must be clean and dry.
 - b. The space shall be appropriately divided into compartments or closets, for each living unit. Spaces less than 4'0" high or portions over 8'0" high shall be included in the required volume.
- C. Bedroom Closets: Provide each bedroom with at least one closet or wardrobe having a minimum:
1. Depth: 1 foot 10 inches
 2. Floor area: 5 square feet
 3. Heights: 6 feet

SECTION 202 – HABITABLE BASEMENT ROOMS:

- A. Must comply with requirements for habitable rooms with respect to privacy, light, ventilation, floor area and ceiling height. (see 200 B)
- B. Except for Recreation Rooms, habitable rooms (including sleeping rooms) are limited to rooms with a finished floor of a maximum of 42" below the adjacent outside finish grade.
- C. Escape Areaways. Window Wells:
 1. Minimum width measured perpendicular to face of building wall, 3 feet. Head of window, in all cases, to be at or above top of area wall.
Exception: Escape windows not required when two (2) or more stairways lead out of the basement.
 2. Provide drain and connect to sub-soil drainage system and/or discharge to storm water system.

SECTION 203 – PORCHES & TERRACES:

Provide guardrails on exterior steps of more than 3 risers to porches or terraces above or below grade.

SECTION 204 – INGRESS & EGRESS:

A. Access:

1. Living Units: Each living unit, having one or more bedrooms shall be provided with two means of access, as remote as possible from each other, without passing thru any other living unit. A living unit may have one means of access if it opens to a hall or passage having two (2) remote means of egress to outside, or two (2) remote vertical means of egress. (Exception: townhomes)
2. Attics. Provide access to attics by means of scuttles, minimum 22" x 30" disappearing or built-in stairways. Required scuttles not permitted in closet ceilings which do not comply with 204 A 4 (below.)
3. Crawl Spaces. Provide access of not less than 30 inches wide by 24 inches high to permit access to all utilities.
4. Access scuttles to areas above ceilings, and below floors shall be located in areas where free and unencumbered access is always available.
5. Basements. Provide direct access to outside by a door, or a window having an openable area at least 2 feet wide and 30 inches high, stool not more than 3 feet above floor. Where basement stairway is within 5 feet of exterior entrance door this will constitute direct access.
6. A basement stairway leading directly to garage is not permitted unless stair is enclosed with a 1 hour rated partition, and with a 1 hour rated (or 1-3/4 inch thick solid core wood) door located at the top of the staircase with a self-closing device and has not less than a 4 inch high concrete curb and sill all around the stair opening.

B. Privacy:

1. Bedrooms:
 - a. Each bedroom to have access to a bathroom without passing through another bedroom.
 - b. Each habitable room to have access to each other habitable room without passing through a bedroom.
2. Non-acceptable bathroom arrangements:
 - a. Bathroom opening directly into a kitchen.
 - b. Bathroom providing sole access to any other room.

- c. Bathroom in the basement as the only one serving a living unit.

SECTION 205 – CEILING HEIGHTS:

A. Minimum Ceiling Heights:

1. Minimum ceiling heights for occupiable spaces, habitable spaces and corridors shall have a ceiling height of not less than 8'-0". Unfinished basements (in other than one- and two-family dwellings) shall be permitted to have a ceiling height of not less than 7'-6". For one- and two-family dwellings, the minimum clear height to the underside of the floor assembly above shall be 7'-6" and the minimum clear height to the underside to a beam shall be 6'-8".
2. Basements: 7'6" clear under joists. Recreation Rooms must have 7'6" clear height for at least 80% of the floor area, with a minimum of 6'6" clear for the remaining 20% floor area.
3. Main floor of any living unit 8'0" clear for at least 75% of the total floor area.
4. Areas other than main floor: 7'6" clear; under sloping roofs, 7'6" for not less than 50% of floor area having 5 feet or more headroom.

SECTION 206 - DOORS:

A. Exterior Doors

1. Minimum sizes:
 - a. Main entrance doors: 3' 0" wide.
 - b. Service entrance doors: 2' 8" wide.
 - c. Height: 6' 8".

B. Interior Doors:

1. Provide a door for each opening to a bedroom, bathroom, and toilet compartment.
2. Minimum sizes:
 - a. All habitable rooms: 2' 6" wide by 6' 8" high.
 - b. Bathrooms: 2' 4" wide by 6' 8" high.
 - c. Powder rooms: 2' 2" wide and 6' 4" high.

SECTION 207 – STAIRWAYS: Within individual dwelling units (regulated by the IRC Code) for Residential Occupancies only.

A. Design and Location:

1. Headroom: Continuous clear headroom measured vertically from front edge of tread to a line parallel with stair run, minimum 6' 6".
2. Width:
 - a. Main stairs: Minimum 2'9" clear of handrail.
 - b. Basement stairs: Minimum, 2'6" clear of handrail.
3. Treads: Minimum run, 9 ½, clear of tread above. Minimum tread 10 1/4".
4. Rise: 7-3/4" maximum for main stair; 8" maximum for basement stair. All risers to be the same height in any one story.
5. Winders: (Permitted in single family residences only)
Tread width 15" from covering end shall at least equal tread width on straight stair run unless a width of tread at converging end is 6" or more.
6. Landings:
 - a. Width equal to that of stair.
 - b. Vertical rise: No stairway shall have a height rise of more than ten (10) feet between landings.
7. Handrail: Install continuous handrail on at least one side of each run on all stairways extending at grasp level on lower floor or landing to grasp level on upper floor or landing without interruption by any means necessitating a change of handhold while traversing said stairway run. The grasp level shall remain a constant height paralleling the stair run and any side directional change shall not be greater than thirty (30) degrees from the direction of the stair run viewed vertically. Maximum width and depth of handrails shall be 2 ½", unless shaped to provide a secure handhold.
8. Exterior Stairs: Minimum width of stair 36" clear of handrails. Minimum run clear of tread above 10 ½", maximum rise 7 ¾"
9. Enclosure of Stairways: In all multiple dwellings exceeding 2 units, or 2 stories in height, all corridors and stairways which are required means of access as noted in Section 204, or which provide the only means of access to any multiple unit or basement shall be enclosed with two hour (2 hr.) fire resistive walls. All openings

from these stairs shall be protected with U.L. Class "B" opening protection devices, including approved closing devices.

SECTION 208 – FIRE WALLS & PARTITIONS

- A. Fire Walls & Partitions: Provide a minimum two (2) hour fire rated masonry wall assembly between dwelling/sleeping units, and adjacent public or service areas of R-2 occupancies (Section 310, 2012 ICC International Building Code). No openings are permitted between dwelling/sleeping units. Each wall assembly shall have an Underwriter Laboratories, Inc. (UL) Design Number listed in the most recent UL Fire Resistance Directory and meet the continuity requirements of Section 208-F of this code. A detail of each fire rated wall assembly shall be provided on the permit drawings; the UL Design Number must be indicated on the detail. The automatic sprinkler system must be designed and installed in accordance with Section 903.3.1.1 or 903.3.1.2 of the 2012 ICC International Building Code or as amended by Chapter VII of this Code. A Group R-2 use having a maximum of 12 living units and three stories or less shall only require a one-hour fire separation when an automatic sprinkler system complying with Section 903.3.1.1 of the 2012 International Building Code and as amended in Chapter VII is provided.

In lieu of constructing a masonry wall assembly, the following options may be used:

Option 1 - Provide a minimum two (2) hour fire rated shaft wall assembly. A current International Code Council (ICC) Evaluation Report must be submitted along with the permit drawings.

Option 2 - Provide a minimum two (2) hour fire rated triple drywall assembly. Provide a minimum two (2) hour fire rated wall assembly without openings for the center portion of the triple drywall assembly. The center portion of the triple drywall assembly shall have a UL Design Number listed in the most recent UL Fire Resistance Directory. A detail of each triple drywall assembly shall be provided on the permit drawings; the UL Design Number of the center portion of the assembly must be indicated on the detail. The outer portions of the triple drywall assembly shall have metal stud framing spaced a maximum of 24 inches apart and gypsum board having a minimum thickness of 1/2-inch.

Option 3 - Provide a minimum two (2) hour fire rated autoclaved aerated concrete wall assembly. A current ICC Evaluation Report shall be submitted along with the permit drawings.

If any of the above three options to masonry wall assemblies are used, the following requirements apply:

The automatic sprinkler system shall be designed and installed in accordance with Section 903.3.1.1 of the 2012 ICC International Building Code and Section 9.7.1

of the 2003 edition of NFPA 101. Sections 8.15.1.2, 8.15.8.1.1 & 8.15.8.2 of the 2013 edition of NFPA 13 shall not apply.

Special inspections shall be provided in accordance with Chapter 17 of the 2012 ICC International Building Code and as required by any ICC Evaluation Report. A copy of each special inspection report shall be submitted to the Building Department.

1. Fire walls and party walls shall comply with Section 706 of the 2012 ICC International Building Code. ~~Fire walls and party walls shall have~~ sufficient structural stability under fire conditions to allow collapse of construction on either side of the wall without collapse of the wall.
2. Fire partitions shall comply with Section 708 of the 2012 ICC International Building Code.
3. Fire walls, party walls and fire partitions shall be constructed of approved, noncombustible materials.
4. Provide a minimum two (2) hour fire rated floor/ceiling assembly between dwelling/sleeping units for Group R-2 occupancies, between dwelling/sleeping units and other uses or between dwelling/sleeping units and adjacent public or service areas. Each floor/ceiling assembly shall have a UL Design Number listed in the most recent UL Fire Resistance Directory. A detail of each fire rated floor/ceiling assembly shall be provided on the permit drawings; the UL Design Number must be indicated on the detail.
5. Sound transmission through vertical or horizontal separations between dwelling/sleeping units, between dwelling/sleeping units and other uses or between dwelling/sleeping units and adjacent public or service areas shall comply with Section 1207 of the 2012 ICC International Building Code. The Sound Transmission Class (STC) shall be not less than 50 for airborne noise when tested in accordance with ASTM E 90. The Impact Insulation Class (IIC) shall be not less than 50 when tested in accordance with ASTM E 492. All openings (e.g., electrical outlets) shall be boxed or enclosed, with sound deadening approved material so that the completed assembly will not transmit more sound than transmitted by a STC/IIC rating of 50.
6. Each fire rated wall shall be effectively and permanently identified with signs or stenciling. Such identification shall:
 - a. Be located in accessible concealed floor, floor/ceiling or attic spaces;
 - b. Be repeated at intervals not exceeding 30 feet measured horizontally along the wall; and

- c. Include lettering not less than 1/2 inch in height, incorporating the suggested wording: "FIRE RATED ASSEMBLY - PROTECT ALL OPENINGS" or other approved wording.
 - 7. When allowed, all through penetrations of fire rated walls and floor/ceiling assemblies shall comply with Section 712 of the 2012 ICC International Building Code and Section 8.3.5 of the 2003 edition of NFPA 101.
 - 8. All other uses not indicated above shall be provided with a one (1) hour minimum tenant separation.
 - 9. All walls in Use Groups R-1 & R-2 shall have a minimum fire resistance rating of one (1) hour.
 - 10. All other uses not indicated above in multi story buildings to have a one (1) hour fire resistance rated tenant floor separation assembly.
- B. Exterior Masonry Requirements for all uses (See Chapter III, Section 305)
- C. Fire Resistance Ratings
- 1. Wood roof trusses/framing is permitted for Use Group R-2 (non high-rise only and less than two stories).
- D. Stepped Buildings. Where a fire rated wall assembly serves as an exterior wall for a building and separates buildings having different roof levels, such wall shall terminate at the highest roof level and openings shall be protected by approved opening protectives.
- E. Fire resistance ratings. Fire partitions shall have a fire resistance rating of not less than one (1) hour.
- F. Continuity. Fire rated wall assemblies between tenant spaces, exit access corridors, common areas and similar areas shall extend from the foundation and/or floor up to the underside of the floor/roof deck above.

SECTION 209 – WEATHER TIGHTNESS:

All building enclosures shall be made weather-tight. Enclosure shall be designed to shed water from rain or snow without leaking or shall be made waterproof.

A. Exterior Weather Boarding, Veneers and Condensation:

To secure weather-tightness in framed walls and other unoccupied spaces, the exterior walls shall be faced with an approved weather-resistant covering properly attached to resist wind and rain. The cellular spaces shall be so ventilated as not to vitiate the fire-stopping at roof, attic and roof levels or shall be provided with interior non-corrodible

vapor type barriers complying with the approved rules; or other means shall be used to avoid condensation and leakage of moisture. The following materials shall be acceptable as approved weather coverings of the nominal thickness specified installed over approved sheathing.

Brick masonry veneers	4 inches
Stone veneers	4 inches
Stucco or exterior plaster	3/4 inch
Wood siding	3/4 inch
Exterior plywood	5/8 inch
Aluminum siding	.019 inch
Hardboard siding	1/4 inch
Rigid PVC siding	.035 inch

- B. Roof eaves at sloping roofs shall be so designed and constructed as to prevent leakage due to ice build-up at the eaves. In residential, roof eaves shall overhang the walls not less than eight inches (not including the width of the gutter). Soffits of eaves may be closed, but shall not pitch toward the wall.

SECTION 210 –OFF SITE ASSEMBLY:

If the buildings, or any major components thereof, (in which the construction, plumbing, or electrical work cannot be inspected at the building site) are manufactured or constructed off the building site, developer (or builder) shall reimburse the Village for all costs incurred by the Village, including transportation, per diem and salary to maintain part-time and full-time inspection to be made at the place of fabrication, as may be deemed necessary by the Building Official of the Village.

Major components shall be construed to mean, but not be limited to, entire buildings or sections of buildings, modular rooms, floors, walls, partitions, ceilings or roof structures.

Special inspections shall be provided for the off-site fabrication of major building components, as the discretion of the Building Official.

SECTION 211 – PRIVATE DETACHED GARAGES:

- A. Single Family Detached Garages:

Total floor area shall not exceed 720 square feet and length or width shall not exceed 34 feet.

B. All Other Detached Garages:

1. All other detached garages not exceeding 720 square feet and length or width not exceeding 34 feet must comply with construction requirements for Single Family Detached Garages.
2. Detached garages exceeding size and/or area requirements shall meet the following minimum requirements:
 - a. Must be separated by a minimum 1 hour fire rated wall into areas not exceeding 720 square feet and length or width not exceeding 34 feet. Fire separation must be continuous from floor to underside of roof deck.
 - b. Fire retardant treated plywood is required extending a minimum of four (4) feet from either side of the firewall.
 - c. Exterior wall construction must be solid masonry type construction. Wood and metal stud wall framing systems are not permitted for exterior walls.

C. Garages. For additional requirements, see Section 308 of this Code.

SECTION 212 – ELEVATORS:

A. Elevators in Multi-Story Housing Units:

All Multi-Story Housing Units with three (3) stories or more, constructed after September 5, 2001, shall be required to have at least one accessible elevator which provides access to each floor, story, and /or level where a dwelling unit is located and to all common areas where residents and/or members of the public are free to go.

CHAPTER III - MINIMUM CONSTRUCTION REQUIREMENTS, INCLUDING ACCESSORY STRUCTURES

SECTION 300 - GENERAL:

A. Construction Materials and Methods:

These requirements specify minimum acceptable construction materials and methods. Other materials and methods not specified herein may be approved for use by the Building Official, upon the submission of evidence satisfactory to them that their performance in use will be at least equivalent to that of the materials and methods

specified herein. It shall be required that such evidence include adequate reports and test data from a recognized testing laboratory, or proven and authoritative service records, or analysis of performance made in accordance with well established principles or mechanics. The applicant, requesting approval of a material and/or method not specified herein, will be responsible for the submission of all such evidence and shall pay all review costs incidental to same.

B. Thermal Insulation and Air Infiltration

1. Refer to the 2012 edition of the ICC International Energy Conservation Code.

SECTION 301- ALLOWABLE HEIGHT AND BUILDING AREAS

<p align="center">TABLE 301</p> <p align="center">ALLOWABLE HEIGHT AND BUILDING AREAS ^a</p> <p align="center">Height limitations shown as stories and feet-above grade plane.</p> <p align="center">Area limitations as determined by the definition of "Area, building," per story</p>										
		TYPE OF CONSTRUCTION								
		Type I		Type II		Type III		Type IV	Type V	
		A	B	A	B	A	B	HT	A	B
Group	HGT(ft) HGT(S)	UL	160	65	55	65	55	65	50	40
A-1	S	UL	5	3	2	3	2	3	2	1
	A	UL	UL	15,500	8,500	14,000	8,500	15,000	11,500	5,500
A-2	S	UL	11	3	2	3	2	3	2	1
	A	UL	UL	15,500	9,500	14,000	9,500	15,000	11,500	6,000
A-3	S	UL	11	3	2	3	2	3	2	1
	A	UL	UL	15,500	9,500	14,000	9,500	15,000	11,500	6,000
A-4	S	UL	11	3	2	3	2	3	2	1
	A	UL	UL	15,500	9,500	14,000	9,500	15,000	11,500	6,000

		TYPE OF CONSTRUCTION								
		Type I		Type II		Type III		Type IV	Type V	
		A	B	A	B	A	B	HT	A	B
A-5	S	UL	UL	UL	UL	UL	UL	UL	UL	UL
	A	UL	UL	UL	UL	UL	UL	UL	UL	UL
B	S	UL	11	5	3	5	3	5	3	2
	A	UL	UL	37,500	23,000	28,500	19,000	36,000	18,000	9,000
E	S	UL	5	3	2	3	2	3	1	1
	A	UL	UL	26,500	14,500	23,500	14,500	25,500	18,500	9,500
F-1	S	UL	11	4	2	3	2	4	2	1
	A	UL	UL	25,000	15,500	19,000	12,000	33,500	14,000	8,500
F-2	S	UL	11	5	3	4	3	5	3	2
	A	UL	UL	37,500	23,000	28,500	18,000	50,500	21,000	13,000
H-1	S	1	1	1	1	1	1	1	1	NP
	A	21,000	16,500	11,000	7,000	9,500	7,000	10,500	7,500	NP
H-2	S	UL	3	2	1	2	1	2	1	1
	A	21,000	16,500	11,000	7,000	9,500	7,000	10,500	7,500	3,000
H-3	S	UL	6	4	2	4	2	4	2	1
	A	UL	60,000	26,500	14,000	17,500	13,000	25,500	10,000	5,000
H-4	S	UL	7	5	3	5	3	5	3	2
	A	UL	UL	37,500	17,500	28,500	17,500	36,000	18,000	6,500
H-5	S	4	4	3	3	3	3	3	3	2
	A	UL	UL	37,500	23,000	28,500	19,000	36,000	18,000	9,000
I-1	S	UL	9	4	3	4	3	4	3	2
	A	UL	55,000	19,000	10,000	16,500	10,000	18,000	10,500	4,500

		TYPE OF CONSTRUCTION								
		Type I		Type II		Type III		Type IV	Type V	
		A	B	A	B	A	B	HT	A	B
I-2	S	UL	4	2	1	1	NP	1	1	NP
	A	UL	UL	15,000	11,000	12,000	NP	12,000	9,500	NP
I-3	S	UL	4	2	1	2	1	2	2	1
	A	UL	UL	15,000	10,000	10,500	7,500	12,000	7,500	5,000
I-4	S	UL	5	3	2	3	2	3	1	1
	A	UL	60,500	26,500	13,000	23,500	13,000	25,500	18,500	9,000
M	S	UL	11	4	4	4	2	4	3	1
	A	UL	UL	21,500	12,500	18,500	12,500	20,500	14,000	9,000
R-1	S	UL	11	4	4	4	NP	4	3	NP
	A	UL	UL	24,000	16,000	24,000		20,500	12,000	
R-2	S	UL	11	4	NP	4	NP	NP	NP	NP
	A	UL	UL	24,000		24,000				
R-3	S	UL	11	3	3	3	3	3	3	3
	A	UL	UL	UL	UL	UL	UL	UL	UL	UL
R-4	S	UL	11	4	4	4	4	4	3	2
	A	UL	UL	24,000	16,000	24,000	16,000	20,500	12,000	7,000
S-1	S	UL	11	4	2	3	2	4	3	1
	A	UL	48,000	26,000	17,500	26,000	17,500	25,500	14,000	9,000
S-2 ^b	S	UL	11	5	3	4	3	5	4	2
	A	UL	79,000	39,000	26,000	39,000	26,000	38,500	21,000	13,500
U	S	UL	5	4	2	3	2	4	2	1
	A	UL	35,500	19,000	8,500	14,000	8,500	18,000	9,000	5,500

UL = Unlimited, NP = Not permitted.

a. See the following IBC (2012) sections for general exceptions to Table 503:

1. Section 504.2. (IBC), Allowable height increase due to automatic sprinkler system installation.
2. Section 506.2(IBC), Allowable area increase due to street frontage.
3. Section 506.3(IBC), Allowable area increase due to automatic sprinkler system installation.
4. Section 507(IBC), Unlimited area buildings

b. This table does not apply to buildings designed in accordance with the International Residential Code.

SECTION 302 – FOUNDATIONS:

A. Bearing Value of Soils

1. Where required by either the Building Official or Inspector, all applications for permits for the construction of new buildings, or structures, shall be accompanied by a statement describing the soil in the ultimate bearing strata, including sufficient records and data to establish its character, nature, and load-bearing capacity. Such records shall be certified by a qualified soils mechanics engineer, who is a professional or structural engineer and is licensed by the State of Illinois as such.
2. In the absence of satisfactory data, the owner shall make borings, test pits, or other soil investigations at such locations, and to sufficient depths, of the bearing materials to the satisfaction of the Building Official.
3. All testing shall be done under the supervision of a registered structural or professional engineer. Copies of all logs, diagrams, records of sample analysis, and engineering recommendations shall be submitted to the Building Department.
4. Mud, organic silt, or unprepared fill shall be assumed to have no presumptive bearing capacity unless approved by test.

B. Design of Footings, Piles, Caissons, Grade Beams, and Other Supports

1. These shall be designed to support all tributary dead and live loads to be imposed, on the specific bearing available.
2. All special designs, requiring reinforcement of spread footings, piles, caissons, grade beams or other unusual treatment shall be submitted to the building department with all drawings, calculations, and data for approval, prior to the start of construction.

C. Footings and Foundations

1. Extend bottom of footing to undisturbed, inorganic earth or place footings on a laboratory controlled engineered fill as recommended and certified by an approved independent testing laboratory to the Building Official.
2. Bottom of footing. Not less than 3'6" below finished grade, except where placed on solid rock.
3. Footing shall be protected against freezing. No concrete shall be placed on frozen ground.

D. Backfilling

1. Material used shall be clean and free from material subject to decay, wood scraps, large boulders, large pieces of concrete or stone, frozen clumps, or other deleterious substances.
2. No backfill shall be placed against concrete foundation walls before waterproofing has been applied.
3. Backfill shall be placed carefully against walls and shall be well compacted. When backfilling before the first floor construction is in place, care shall be exercised in operation of heavy equipment near wall. Brace wall if necessary.
4. Protect all sewers, water lines and other underground work when placing backfill, or when grading.

E. Crawl Space

1. Ground level at least 24 inches below bottom of floor joists and girders. The ground under the dwelling shall be approximately level.
2. Remove all debris, sod, tree stumps and other organic matter within area occupied by dwelling.
3. Refer to Section Chapter II, Section 200. G. "Crawl Spaces".

SECTION 303 – GRADING & LANDSCAPING:

A. Grades

1. The finished grade, or elevation heights, shall be determined by the Village Engineer, in accordance with established grade plans. When required by the Building Official, the finished grade at building and at each corner of the property

shall be indicated on drawings submitted with application for permit. Courses, or means of disposal, of all storm water shall also be indicated on above drawings.

2. All grade stakes and grade elevations shall be established by a registered surveyor or professional engineer.
 3. Upon completion of finish grading the Village Engineer shall field check the grades, and certify the propriety of same to the building department. No Certificate of Occupancy will be issued by the Building Department unless such certification is received, unless a delay is granted (not to exceed six months) by the Building Official, because of weather conditions. A minimum refundable deposit of \$500 must be provided when a weather delay is granted.
 4. The permit applicant shall pay all costs for engineering for setting and checking of grades.
 5. Certificate of Occupancy shall indicate owner's responsibility for installation, and maintenance of finish grades and landscaping in accordance with subdivision regulations.
- B. Grading or Drainage or both, shall be performed so that water will drain away from the building on all sides and off the lot in a manner which will provide reasonable freedom from erosion and pocketed surface water. Construction such as walks, driveways and retaining walls shall be installed so that they will not interfere with drainage. All sidewalks, driveways, patios and other flat work shall have the top of the finished surface so that it will not create a drainage problem.

C. Finish Grade

After rough grading to a level not less than four (4) inches minimum below anticipated finish grade, the builder, or developer, shall bring the levels of the property (excluding areas covered by building, garage, walks, patios or driveways) up to the established finish grade levels with black earth and/or topsoil. Such soil shall be not less than four inches deep, and shall be suitable for planting lawns by seed or sod.

D. Sod and Seeding

The following standards are basic requirements for all developed lots:

1. The property owner of each and every developed lot or parcel shall sod or seed all areas of the property (including all adjacent public right-of-ways) not improved by buildings, structures, parking or access-ways.
2. All lots or parcels shall be required to sod the front and side yards of each developed lot. Rear yards may be sodded, seeded or hydro seeded. All

landscaping and plantings will be accomplished, within one (1) year after being issued a Certificate of Occupancy by the Village of Tinley Park.

3. All lots or parcels not seeded or sodded, regardless of the date of occupancy must conform to the requirements of this section within six (6) months of notification by the Village of Tinley Park.

SECTION 304 – CONCRETE WORK:

A. General:

1. Materials
 - a. Cement: for concrete shall comply with approved standards (ACI318).
 - b. Aggregates: shall be sized and graded in accordance with approved standards.
 1. Sand: clean, sharp and hard, free from deleterious materials, grade according to intended use.
 2. Coarse aggregate (crushed stone or gravel):
Hard, strong, crystalline rock, clean and free from shale or other soft materials.
 3. Lightweight aggregate for structural concrete.
 - c. Water shall be clean and potable.
 - d. Reinforcing steel shall conform to approved standards (ACI 318).
2. Water content, including moisture in the aggregate, shall not exceed 7 gallons of water per bag of cement (except as noted).
3. Maximum slump: six-inches (except as noted).
4. Calcium chloride may be used as an accelerator, but shall not exceed 2 lbs. per bag of cement, and shall be introduced in solution as part of the mixing water.
5. All concrete shall be air-entrained, $6\% \pm 1\%$. Air entraining admixtures shall conform to approved standards.
6. Exterior flatwork is not permitted between December 1st and March 31st, unless placed in accordance with ACI 306 and ACI 318. Exterior flatwork is not permitted in hot weather unless placed in accordance with ACI 305. Details must be submitted to the Building Department.

B. Quality of Concrete:

1. Job Mix shall comply with the International Residential Code 2012 and ACI 318.
2. Commercial Ready-Mix.
 - a. Minimum Portland cement content: 6 bags/cubic yard and a minimum specified compressive strength of concrete 3,000 psi.
 - b. Mixing period shall not extend beyond 1 ½ hours per batch.
3. Exposed Concrete (driveways, sidewalks, curbs and gutters, patios, stoops, etc.)
 - a. Minimum Portland cement content: 6 bags/cubic yard, for ¾ inch to 1 inch maximum size aggregate and a minimum specified compressive strength of concrete, 3,500 psi.
 - b. Maximum slump must be in accordance with ACI 318.
 - c. Maximum water content, including moisture in the aggregate: 6 gallons per bag of cement.
4. Temperature: Concrete shall not be placed when temperature is below plus 40 degrees F., or when temperature forecast indicates a drop to plus 20 degrees F. during 24 hour period following placement, unless ACI 318 and ACI 306 is strictly followed.

C. Forms:

1. Double forms required for all basement concrete foundation walls.
2. Side forms required for footings.
3. Build tight, straight, plumb, and brace rigidly.

D. Placing:

1. Place continuously unless otherwise allowed by Building Official.
2. All walls shall be poured to full height, no horizontal joints permitted. When necessary, provide vertical joints. All vertical joints shall be keyed and caulked from outside.
3. Spade and rod thoroughly.

E. Curing and Protection: See ACI 318

F. Loading:

Allow sufficient time for strength of concrete to develop before subjecting to loads or traffic.

G. Footings:

1. General:

- a. Design for proper distribution of superimposed loads.
- b. Material: cast-in-place concrete.
- c. Bear on solid, unfilled ground.
- d. Unstable or questionable soils will require a soils report by a state licensed testing agency.

2. Wall Footings:

- a. Minimum dimensions for spread footings shall not be less than two times the width of the foundation they are supporting.

3. Pier, Post and Column Footings:

- a. Dwellings: Minimum area 6.25 square feet; thickness minimum 12 inches. (Not permitted under exterior walls).

4. Chimney Footings:

- a. Dwellings: Minimum thickness, 12 inches; minimum projection each side, 6 inches.
- b. Pour integral with wall footing when chimney occurs in outside wall or inside bearing wall.

5. Attached Garages and Breezeways: Provide spread footings same as for house, no trench footings.

H. Footing Drain Tile:

1. Required outside or inside of basement and crawl space footings. Minimum diameter is 4 inches.

2. Cover tile with 8 inches gravel, or crushed stone, (95 percent) passing 3/4 inch mesh, less than 5 percent passing 3/8 inch mesh.
3. Connect to water-tight sump pit (cast iron, fiberglass, or approved plastic). The sump pump shall discharge through piping approved by the Village into the rear yard. Such sump pumps shall not be allowed to discharge into either the front or side yards (minimum ten feet from any lot line) or otherwise in front of the building, but need not be connected directly to a storm sewer.

I. Concrete Foundation Walls Cast in Place.

1. General

- a. Materials. See Section 303.A.1.
- b. Walls supporting frame construction: Extend concrete not less than 4 inches above adjoining outside finish grade.
- c. Walls supporting masonry veneered wood frame:
Extend foundation so that wood portion of wall is not less than (four) 4 inches above outside finished grade.

2. Minimum foundation thickness

- a. Not less than that of wall supported.
- b. Supporting porch slabs, steps and one-story wood frame structures without basement, minimum eight (8) inches.
- c. Masonry veneered walls, minimum nine (9) inches.
- d. Eight inches thick solid masonry walls minimum ten (10) inches.
- e. Slabs on ground used to support interior bearing walls or partitions:
Thicken to at least ten (10) inches for a width of twenty (20) inches.

3. Girder pockets. Provide four (4) inch end bearing on main wall for girder. Form pocket for wood girder one (1) inch wider than girder.

4. Sill anchor bolts to be installed.

- a. Diameter, 1/2-inch minimum, bent or hooked.
- b. Minimum length, ten (10) inches.
- c. Provide washer under nuts on bolts.

- d. Ref to Section 403.1.6. of the IRC for additional requirements.
 - 5. Anchorage for intersecting walls and slabs. Provide dowel bar anchorage for porch and terrace slabs, concrete or masonry steps and area walls, which adjoin foundation walls. For basement-less portions and attached garages embed four ½-inch round hooked bars four (4) feet long in main wall, two near top and two near bottom of attached wall.
 - 6. Chimney foundations: Start at level of lowest adjacent foundation wall footings. Exception: Projects that are designed by a Licensed Structural Engineer.
 - 7. Damp proofing and waterproofing. See Section R406 of the International Residential Code 2012.
- J. Concrete Floor Slabs on Ground.

No floor slab to be placed in water or on a soft wet sub-grade.

- 1. Construction:
 - a. Fill under slabs: Gravel, sand, screenings, or crushed rock, minimum thickness 4 inches. Earth under fill should be thoroughly leveled and free from vegetative matter, thoroughly tamped.
 - b. Reinforcing: When required, minimum weight 40 lbs. per 100 square feet. Wire mesh, fiber mesh or rebar are acceptable materials.
 - c. Bottom of slab: Not lower than top of footing. Provide at least four (4) inches bearing on footing.
- 2. Cement floor finish:
 - a. Finish basement slab with steel trowel.
 - b. Integral finish on concrete slab.
- 3. Slabs on ground used as a base for floors or as a finish floor in habitable rooms.
 - a. Minimum thickness, four (4) inches
 - b. Provide membrane waterproofing directly under slab, at least 6-mil polyethylene film, lapped 124 inches and also sealed and taped.
 - c. Perimeter insulation shall comply with the International Energy Conservation Code 2012.

4. Basement floor slabs: Minimum thickness. four (4) inches.

5. Garage floor slabs: See Section 308.

K. Exterior Concrete Flat Work

1. Public sidewalks, curbs, gutters and driveways (aprons), on Public Property, shall comply with Ordinances regulating Public Improvements within the Village of Tinley Park.

2. Private walks, patios and porch slabs.

a. All vegetative matter and black dirt shall be removed.

b. Install 4" thick base of compacted gravel, crushed stone, sand or limestone or limestone screenings fill.

c. Wire mesh, fiber-mesh or rebar reinforcing required in driveway and garage floors.

d. Concrete shall be 6 bag mix, and a minimum of 3,500 psi air entrained cement. Four (4) inches is the minimum thickness for private walks, patios and porch slabs.

e. Pre-formed expansion strips shall be installed at all joints between slabs and vertical surfaces, i.e.: walls, piers, concrete steps. Also install expansion strip in each 50 lineal feet of walk or drive and at intersections with other walks and slabs.

f. Finishing: Walks and steps shall be lightly troweled or broom finished. Score at 5'-0" maximum intervals and provide finished edges.

g. Sealant: All sidewalks, patios, curbs, gutters and driveways shall be cured with a liquid curing compound sprayed or not later than 24 hours after pouring of concrete unless sealant is premixed into the product.

h. Driveways: All driveways and driveway aprons are required to be five (5) inches in thickness, and meet all requirements of the subdivision regulations.

i. Public Sidewalks: All public sidewalks are to be five (5) inches in thickness, except for the sidewalks used as the driveway area. must be seven (7) inches in thickness.

- j. Existing Driveways and Sidewalks: All existing driveways, sidewalks and concrete replacements must meet the current codes when being replaced.
- k. Exterior concrete flat work tickets must be submitted to the Building Department upon completion of the work and prior to approval.

L. Repair of Cracks in Foundation Walls:

- 1. ~~Any crack in a foundation wall which permits passage of water into building shall be cut out, on inside of wall, not less than one inch wide and one inch deep. Clean out all loose material and fill cuts flush with epoxy cement grout, or approved equal.~~
- 2. Concrete stabilization/underpinning – A building permit is required.

SECTION 305 -MASONRY

A. Fireplaces: - See Chapter 10 of the International Residential Codes 2012.

B. Exterior Masonry Requirements

- 1. In all single-family detached, single-family attached and in all single-family semi-detached dwellings, exterior walls shall be constructed of face brick, decorative stone, or other approved masonry products. Said construction shall commence from the finished grade and shall extend to the uppermost portion of the first story of such dwellings.
- 2. Exterior wall construction in all buildings with dwelling units that are located one above another shall be of solid masonry or of a non-combustible construction with brick veneer.
- 3. Additions to residential units shall comply with these requirements:
 - a. If the dwelling unit's first floor is made of face brick on all sides, any size addition shall be constructed of face brick.
 - b. If the dwelling unit is made of siding or other such material, an addition shall be constructed of matching material.
 - c. If the dwelling is a split level, made of brick and siding, any part of the addition visible from the front of the property must be constructed to match the existing building materials on the front façade. Any part of the addition not visible from the front of the property must be constructed of a matching material to the original split level, but does not necessarily have to be of face brick.
 - d. If the addition covers more than one facade of the building or if the addition is large enough to be considered a complete remodel, the makeup of the building material shall adhere to the following guidelines.

- i. If the subdivision is of predominantly brick dwelling units the addition shall be constructed of brick.
 - ii. If the subdivision is of primarily brick buildings, and the structure is made of both brick and another allowable material, the addition should be made of whatever material makes up the majority of the building's outer walls.
 - iii. If the subdivision consists of predominantly brick dwellings but the original structure is entirely made of siding or other such allowable material the addition may be made of matching material as long as it fits into the architectural contexts of the subdivision.
5. Material standards for any areas or properties that are within the zoning districts established by the 2011 Legacy Code of the Tinley Park Zoning Ordinance (being the Downtown Core District, the Downtown Flex District, the Downtown General District, the Neighborhood General District, the Neighborhood Flex District and the Civic District) are governed by the applicable regulations within the Legacy Code rather than by the requirements set forth in subsections above.
6. In all non-residential structures the following masonry requirements shall apply:
 - a. All non-residential buildings are to be built with masonry materials and alternate materials are to be used only as architectural treatments.
 - i. Buildings measuring up to 3,000 square feet must be constructed with a 100% of exterior materials being face brick.
 - ii. Buildings measuring 3,001- 40,000 square feet should be constructed with a minimum of 75% of exterior materials being face brick with the remaining balance of materials being masonry.
 - iii. Buildings measuring 40,001- 80,000 square feet should be constructed with a minimum of 60% of exterior materials being face brick with the remaining balance of materials being masonry.
 - iv. Buildings measuring 80,001 square feet or larger should be constructed with a minimum of 25% of exterior materials being face brick with the remaining balance of materials being masonry. However, concrete block may not account for more than 30% of the exterior building material.
7. Alternate materials used as architectural treatments may include the following:
 - architectural steel
 - stone
 - glass exposed aggregate panels
 - extruded or architecturally finished concrete
 - steel
 - wood
 - equivalent or better materials or any combination of the above.

Adhered masonry veneer shall not be permitted for exterior wall coverings unless used over an existing full-width structurally sound wall assembly.

- C. For pavers, patios, stairways, fire pits and retaining walls greater than 24-inches high the following is required:
1. A permit shall be required.
 2. Pavers shall be installed in accordance with the manufacturer's instructions.
 3. Firepits shall be separated a minimum of 15 feet from combustible construction.

SECTION 306 – GUTTERS & DOWNSPOUTS:

When a building is provided with a basement, or crawl space, gutters and downspouts must be installed.

A. Materials:

1. Copper, Galvanized, Aluminum and Vinyl to be installed per manufacturers specifications.
2. Downspout terminations shall be directed away from the structure and a minimum of five feet from any lot line.

B. Roof water Disposal:

Provide outlet acceptable to Building Official.

SECTION 307 – INTERIOR WALL & CEILING FINISH:

A. Drywall Finish:

1. There shall be 3/8" drywall backer board behind all solid wood paneling less than 5/8" thick, or plywood less than 5/16" thick.
2. All joints in wallboard surfaces intended to receive paint or wallpaper finishes shall be taped and cemented in accordance with manufacturer's instructions.
3. Treated joints in pre-decorated wallboard (in non-rated assemblies) may be left exposed except when located in kitchen, bath, laundry or similar areas subject to extreme moisture conditions.
4. All joints in wallboard surfaces intended to receive paint or wall paper finishes shall be taped and cemented in accordance with manufacturer's instructions.

5. For minimum thickness and application requirements, see Section R702.3.5 of the International Residential Code 2012.
6. For tub and shower area requirements, see Section R702.4.2 of the International Residential Code 2012.
7. Adhered masonry veneer (interior use only) – minimum thickness 0.25 inches.

SECTION 308 – FLOOR FINISHES:

A. Cement Floors:

1. Mix. See Sections 304-B and 304-K-2.

B. Wood, Ceramic and Laminate Floors:

Installation shall be in accordance with the manufacturer's instructions.

C. Floors in Rooms having Heating Appliances and/or Water Heaters:

1. Installation shall be in accordance with the manufacturer's instructions.

SECTION 309 – GARAGES AND CARPORTS:

A. General

1. Refer to Tinley Park Zoning Ordinance for required setbacks and distances from primary structure.
2. If the garage is less than ten feet from the primary structure, it will require a minimum of ½-inch gypsum board (or equivalent) applied to the interior walls and ceiling that are within this area. No portion of the structure, including roof overhang or eave, shall project into or over any dedicated easement.
3. Floors
 - a. Remove all top soil, loose fill and organic matter under entire area of garage including foundations.
 - b. Install not less than four (4) inches layer of well compacted gravel, crushed stone, or sand.
 - c. Install not less than five (5) inches of concrete (minimum six bag mix), reinforced with wire mesh; minimum size 6" x 6", #10 x #10. Pull

reinforcing up into slab when pouring. In lieu of wire mesh, fiber mesh and ½-inch rebar are an acceptable materials.

- d. Floors shall be pitched to drain effectively.
- e. Sill plates in contact with concrete shall be pressure-treated.

4. Openings/Doors

- a. Vehicle door openings shall not exceed ten (10) feet in height. Vehicle doors shall not be the sole egress from the garage.
- b. A communicating door between garage and residence shall not be considered as a required means of egress from the residence.
- c. A service door shall be provided for all garages. The service door shall be a minimum of 6 feet 8 inches in height and no less than 2 feet 8 inches in width.

B. Attached Garages

- 1. Construction, and foundation, and all footings, same as required for the dwelling.
- 2. If door opening occurs between garage and dwelling, provide four (4) inch curb at the service door, or construct garage floor four (4) inches lower than adjoining floor. A basement stairway leading directly to a garage is not permitted unless stairway is enclosed in minimum one-hour construction (or 1-3/4 inch thick solid core wood) door with listed self-closing devices and has not less than a four (4) inch high concrete curb and sill all around the stair opening and to located at the top of the stairwell.
- 3. Installation of house heating unit or other fuel burning appliance in garage space not permitted unless AGA approved, vented with a sealed combustion chamber and installed in accordance with the manufacturers instructions and the International Residential Code.
- 4. Wood frame walls common to dwelling and garage to be one (1) hour fire rated construction. A one (1) hour fire rated bulkhead shall be established in the attic space directly above the one (1) hour rated garage wall and it shall be continuous from the fire rated wall to the roof deck. Where rooms occur over the garage area, ceilings are required to be double layer of 5/8 inch Type X drywall and all walls shall be one (1) hour fire rated construction. Joints shall be staggered a minimum of 16-inches. The door opening protectives shall have a 60-minute minimum fire rating, approved closer and approved latching type hardware.

5. Hot air heat duct openings shall be a minimum of four (4) feet above floor of garage with a listed fire damper. Return air ducts are not permitted.

C. One-story frame detached garages.

1. Maximum size cannot exceed 720 square feet.
2. Total height of a pitched roof garage shall not exceed eighteen (18) feet at the roof peak when measured from the finished floor.
3. Comply with construction requirements for one-story dwellings in IRC code with the following exceptions:
 - a. Grade beam construction permitted, consisting of a five (5) inches concrete floor on a minimum four (4) inches of crushed stone, sand or gravel, poured monolithically, with a minimum ten (10) inches deep outer edge, a width of twenty (20) inches around perimeter of building with the 5-inch concrete floor bearing on the grade beam.
 - b. Concrete under sill plates to be a minimum of six (6) inches above finished grade.
 - c. Studs, maximum spacing twenty-four (24) inches on center.
 - d. In lieu of structural panels, wall sheathing shall be installed behind exterior finish materials and shall have a minimum thickness of ½-inch. Where corner bracing is used, each corner shall be braced from top outward in two directions to a minimum of 72" from corner at sill plate, and may be applied on the inside surface of studs, minimum 1" x 4" diagonal bracing
 - e. Corner post may be constructed of two (2) 2" x 4".
 - f. Top plate shall be single, provided rafters occur directly over studs and plate at corners is lapped to provide tie.
 - g. Rafter ties not less than 2" x 4", maximum spacing six (6) feet on center.
 - h. Concrete floor. minimum 5" of concrete on minimum 4" of crushed stone, sand or gravel.
 - i. Ceiling joists shall be a minimum of 2" x 8" and spaced a maximum of 48-inches on center.
 - j. No gas-fired appliance shall be installed in any garage, unless AGA approved, vented, with a sealed combustion chamber and installed in

accordance with the manufacturer's instructions and the International Residential Code.

4. Service door heights shall be 6'-8" min. 8'-0" maximum and no less than 2 feet 8 inches in width.
5. Materials for roof construction must be approved roofing, or may match roofing used on an existing dwelling located on the same lot as the new detached structure and installed in accordance with the manufacturer's instructions.

D. One story solid masonry or masonry veneer detached garages and accessory buildings.

1. Comply with construction requirements for one-story dwellings In IRC code with the following exceptions:
 - a. Spread-type footing, minimum size 10" deep by 20" wide. Bottom of footing shall be a minimum 3'-6" below finished grade. Foundation walls to be formed both sides, minimum eight (8)" thick poured concrete, but not less than the walls being supported
 - b. For brick veneer framing, top of concrete foundation shall be not less than 4" above finished grade.

SECTION 310 – DRIVEWAYS, APRONS & PARKING AREAS:

A. General

1. Location of driveways

Driveways shall be located a minimum of one (1) foot from a common private property line.

2. Drainage of driveway

Driveways shall not be sloped or pitched so as to cause surface water to drain onto neighboring property.

3. Aprons or approaches:

All driveway construction on or over public property, i.e. parkways, between curb or edge of street and the property line, shall be paved with concrete or asphalt unless approved otherwise.

4. Driveways shall have a minimum width of ten feet, unless otherwise approved by the Building Official. Driveway can be no greater than thirty (30) foot in the apron at its intersection with the Village Right of Way.

5. Inspections are required upon completion of the stone base material.

B. Concrete

The concrete work materials, "construction, expansion joints, and sealing" shall comply with Section 303 K. "Exterior Concrete Flat Work".

C. Asphalt Driveways

1. All materials, size of aggregates, compaction, and installation of same shall comply with the current edition of "Standard Specifications for Road and Bridge Construction" issued by the Illinois Department of Transportation (IDOT).
2. All black dirt, organic matter and loose fill shall be removed.
3. A six inch (6") base of compacted crushed stone shall be installed.
4. Over stone base install not less than a three inch (3") top course of compacted hot-mix asphalt material.
5. Roll with heavy machine roller to a smooth, dense surface.

D. Parking Lots, including Multi-Family Parking Lots

1. All parking areas which are required to be provided by the Village ordinances shall be paved with concrete or asphalt paving.
2. All materials, size of aggregates, compaction, and installation of same shall comply with the current edition of "Standard Specifications for Road and Bridge Construction" issued by the Illinois Department of Transportation (IDOT) or in accordance with the Engineer of Record's requirements.
3. All parking areas shall be pitched so as to drain all surface water. Install catch basins with heavy duty cast iron gratings and frames and connect same with clay tile or cement pipes to storm drainage system or to ditches if no storm drainage system is available.
4. Parking spaces shall comply with the Village Zoning Ordinance and the current edition of the Illinois Accessibility Code. Any parking lot being repaved, seal coated or re-stripped shall comply with the current edition of the Illinois Accessibility Code.
5. When application for permit is made, drawings shall be submitted showing all areas to be paved, grade elevations, drains, catch basins, inverts of drain lines and all information required to determine run-off of storm water. All drain lines and

basins (and detention when applicable) shall comply with the requirements of the Metropolitan Water Reclamation District of Greater Chicago.

6. Drainage of parking lots shall not spill onto adjacent property.

SECTION 311 – ERECTION & CONSTRUCTION OF FENCES:

A. Construction Material, Appearance and Safety

1. Refer to the Tinley Park Zoning Ordinance Section III (H) for height and setback limitations.
2. The types of fencing allowed in any areas or properties that are within the zoning districts established by the 2011 Legacy Code of the Tinley Park Zoning Ordinance (being the Downtown Core District, the Downtown Flex District, the Downtown General District, the Neighborhood General District, the Neighborhood Flex District and the Civic District) are governed by the applicable regulations regarding fencing types within the Legacy Code rather than the list of fencing types set forth in this subsection.
3. Fences may be of chain link, wood PVC, aluminum or any material approved by the Building Official.
4. Installation shall be in accordance with the manufacturer's specifications.
5. Any fence that is determined by the Building Official to have a good side and a poor side shall be constructed so that the good side faces away from the property on which the fence is constructed.
6. No barbed wire fences or barbed wire security top members are permitted.
7. Any chain link fence shall be installed with the sharp points directed down.
8. All fences shall be maintained in a neat and attractive condition free from rot or deterioration. If the Building Official, Building Inspector or the Code Compliance Officer determines that any fence constitutes a hazard to public health or safety, the President and Board of Trustees, on the recommendation of the Building Commissioner, the Building Inspector or the Code Compliance Officer may declare such fence to be a public

Section 312 SWIMMING POOLS, SPAS AND HOT TUBS

General Requirements:

- A. The current provisions of the International Residential Code 2012, National Electrical Code 2011, International Swimming Pool and SPA Code 2012, International Fuel Gas Code 2012, International Mechanical Code 2012 and International Energy Conservation 2015.
- B. **Registration of Contractors**
Any contractor engaged in the performance of installing a swimming pool within the Village of Tinley Park shall be currently registered with Village of Tinley Park.
- C. **Bond**
All contractors performing electrical work within the Village of Tinley Park shall file with the building department a surety bond in the amount of \$20,000.00 secured by a surety company which is acceptable to the Village of Tinley Park. Bond shall be payable to the Village and, in effect, guarantee that the contractor will comply with all requirements of applicable Village ordinances and codes.
- D. **Barrier**

The provisions of this section shall control the design of barriers for residential swimming pools, spa and hot tubs. The design controls are intended to provide protection against potential drownings and near drownings by restricting access to swimming pools, spas and hot tubs.

An outdoor Swimming pool, including an in-ground, above-ground or on-ground pool, hot tub or spa shall be surrounded by a barrier which shall comply with the following:

The top of the barrier shall be at least 60 inches above grade measured on the side of the barrier which faces away from the swimming pool, spa and hot tub. The maximum vertical clearance between grade and the bottom of the barrier shall be 2 inches measured on the side of the barrier which faces away from the swimming pool. Where the top of the pool structure is above grade such as an above ground pool, the barrier may be at ground level, such as the pool structure, or mounted on top of the structure. Where the barrier is mounted on top of the pool structure the maximum vertical clearance between the top of the pool structure and the bottom of the barrier shall be 4 inches.

SECTION 313- STORAGE/UTILITY SHEDS

- A. **Permits Required** – No storage/utility shed shall be erected within the Village of Tinley Park without first obtaining a permit.
- B. **Number limited** – No more than one (1) storage/utility shed shall be located on any residential lot within the Village of Tinley Park.

- C. Limitations – No storage/utility shed shall exceed two hundred (200) square feet in area, nor exceed fifteen (15) feet in height. No overhead (roll up) doors larger than six (6) feet in width or seven (7) feet in height are allowed on storage/utility sheds.
- D. Placement – A shed should be placed ten feet from the primary structure, with a minimum of five (5) feet from same. If the shed is less than ten feet from the primary structure, it will require a minimum of ½ inch gypsum board (or equivalent) applied to the interior walls and ceiling that are within this area. The shed must be a minimum of five (5) feet from the side and rear lot lines.
- E. Construction Requirements – Storage/utility sheds in excess of one hundred (100) square feet in area shall be constructed on a concrete slab consisting of a minimum of four (4) inches of concrete on a minimum four (4) inches of crushed stone base. Storage/utility sheds shall be constructed in compliance with all other applicable provisions of Tinley Park Comprehensive Building Codes.

SECTION 314 – DECKS, PORCHES, GAZEBOS & PERGOLAS

- A. Permits are required for all decks, porches, gazebos, trellises, pergolas and all accessory structures.
- B. All structures are required to be a minimum of five (5) feet from all property lines, and off any utility easement.
- C. Open air front porches cannot extend into the required yard more than 35% (percent) of the minimum yard setback, not including stairways. In residential districts no porch or portico shall extend more than fifteen (15) feet from the exterior wall. In no case shall any porch or portico be placed within five (5) feet of any property line.
- D. All concrete load bearing piers are to be a minimum of eight (8) inches diameter and forty two (42) inches below grade.
- E. All design loads to conform to International Building Code 2012 and International Residential Code 2012.
- F. Guards are required when platforms extend more than 24 inches above grade. Guards are to be 36 inches in height on residential properties and a minimum of 42 inches in commercial properties.
- G. Handrails must be provided for all stairways with 4 or more risers; handrails shall not be less than 30 inches and no more than 38 inches vertically above the leading edge of threads or above finished floor.

- H. Balusters must be so that a 4 inch sphere may not pass through any opening. No ladder style balusters allowed.
- I. Maximum height of all accessory structures (other than detached garages) is fifteen (15) feet above finished grade.

SECTION 315 – BRICK MAILBOXES & PEDESTALS

- A. Permits Required - A building permit and a signed Right-of-Way waiver is required prior to any installation of a brick or decorative mail box.
- B. Restrictions - Masonry mailbox structures shall not be more than 24 inches by 24 inches nor shall they be more than five (5) feet in height and shall be erected as follows:

- 1. The front edge of the masonry structure shall not be set closer than fifteen (15) inches from the rear edge of the curb or within two (2) feet of a Buffalo Box, or within 10 feet of a fire hydrant.
- 2. The front of the mailbox itself shall not be closer than six (6) inches nor further than fifteen inches from the rear edge of the curb.

NOTE: Masonry mailbox structures shall comply with United State Postal Regulations; a copy is available in the Building Department. Incorrect installation of masonry mailbox structures could result in the United States Postal Service curtailing mail delivery.

- 3. There shall be a maximum of two pedestals per address only one of which may contain a mailbox.

- C. Construction Requirements

- 1. Contact J.U.L.I.E. prior to any excavation.
- 2. Install a concrete footing of no less than 42 inches deep and not less than 12 inches thick.
- 3. Foundations can either be cast-in-place concrete or concrete masonry units.
- 4. The first two tiers of masonry shall be tied into the footing with no less than 5/8 inch re-bar imbedded into the outer footing in concrete.

SECTION 316 – TRASH ENCLOSURES

- A. Where required: Trash and recycling enclosures shall be provided at all new buildings except single family dwelling units. If owner chooses to have a dumpster instead of garbage cans this section of the ordinance must be followed. The enclosed area shall be screened on three (3) sides by a wall from view from public streets and any abutting

properties. There shall not be any types of enclosures or container in the front yard of any building or use including single family attached and detached units.

- B. Construction Materials: Any wall around a dumpster or trash handling area shall be constructed in a durable fashion of brick, stone, or other masonry materials with a gate opening which will accommodate the pickup of the dumpster by the garbage company. The wall shall be constructed of the same building material and in the same architectural style as the principal structure. Gate material must be wood or vinyl fencing material. No chain link fencing is allowed.
- C. Enclosure Height: Any enclosure constructed shall have a height not greater than 6 feet.
- D. Foundation: Any enclosure constructed shall have a concrete foundation capable of supporting the walls and any other live and dead loads anticipated.
- E. Size of Trash Enclosure. The area of a trash enclosure for a site or business shall be sized using dimensions, which relate to the size and use of the principal building and as approved by the building official.

SECTION 317 ADDRESS AND STREET NAMES

- A. Required. All buildings, tenant spaces and structures shall have an address shown.
- B. Approval. Developer's engineer to submit to the Village engineer a street address map for approval.
- C. Location. All numbers shall be placed in a conspicuous place on or near the building entrance and street side. The address is to be visible at night from a light fixture nearby.
- D. Size and Type. Numbers for address to be block style. Script type or written type not allowed.
- E. Residential, Single Family Attached and Detached (R-3). Numbers shall be a minimum of four (4) inches in height.
- F. All Others. Numbers to be a minimum of six (6) inches in height.
- G. Color. Address numbers to be contrasting color to the background color they are being installed onto.
- H. Street Signs. Temporary street signs shall be installed using a four (4) inch square post, seven (7) feet in height installed three (3) feet into the ground by the developer. The temporary signs shall be painted on a piece of wood, in block numbers and letters six (6) inches in height and legible enough to read from the street. Temporary street signs shall be approved by the Building Official.

SECTION 318 TELECOMMUNICATION AND BROADCASTING TOWERS

- A. Towers shall be constructed of corrosion resistant non-combustible material. See Tinley Park Zoning Ordinance for additional requirements

CHAPTER IV - PLUMBING, SEWERS, WATER DISTRIBUTION AND RADON

SECTION 400 – GENERAL REQUIREMENTS

- A. General

The current provisions of the most recent edition of the Illinois Plumbing Code (current edition 2014) have been adopted by the Village of Tinley Park and apply to all installations as though fully written and set forth herein, except as specifically noted otherwise in this code.

B. Other Regulations

1. No provisions of this code are intended or shall be construed to negate or overrule the applicable regulations of the Metropolitan Water Reclamation District of Greater Chicago.

C. Internal Flood Control

1. It shall be unlawful to construct any basement for any structure of any kind within the Village of Tinley Park unless there is provided internal flood control and protection in the nature of that commonly known as overhead sewers, together with such ejector pump or other device as may be necessary to make such overhead sewers operational. No permit shall be issued for the construction of any building containing a basement unless the plans provide for the protection as set forth in this paragraph.

2. Ejector basins shall have gas-tight covers and shall be vented to outside.

D. Excavations

It shall be unlawful to make any opening, excavation in, or tunnel any public street, alley, sidewalk, parkway, or other public place in the Village, without having first secured a permit therefore. Applications for such permits shall be made to the Village Clerk, and shall specify the intended location and purpose of the excavation. The Village Clerk shall immediately notify the Director of Public Works of the application for said permit.

In each case the applicant shall agree to pay all of the cost of restoring such street, alley, sidewalk, parkway or other public place and the surface thereof to the condition that existed before the opening excavation or tunnel was made. No such permit shall be issued until the applicant has deposited with the Director of Public Works the sum of Five Thousand Dollars (\$5,000.00) for each such opening, excavation or tunnel for residential roads or streets (Ten Thousand Dollars (\$10,000.00) for major Village roads or streets, which such deposit shall be deposited by the applicant used by the Village for the purpose of paying the cost of restoring such street, alley, sidewalk, parkway or other public place and the surface thereof to the condition that existed before the opening, excavation or tunnel, was made, provided that the applicant shall, in each case, do all necessary backfilling or cause the same to be done. All backfilling shall be done with care and caution and only bank or lake sand shall be used as such backfill. After the backfilling has been properly done, any materials excavated, or not used, shall be removed from the location of said excavation to such streets, alley, sidewalk, parkway or

other public place, the Village may use its own employees and equipment and make reasonable charges therefore, or it may engage the services of other persons and equipment and charge the cost thereof to the applicant. Any balance of said deposit remaining after the deduction of such charges of costs shall be returned to the applicant. In case said applicant shall restore said street to its original condition said applicant shall be entitled to the return of the deposit after one year from the date of application or restoration, whichever is later; otherwise said deposit may be used as specified herein.

No such permit shall be issued unless the applicant has on file with the Village and in full force and effect, a bond in the amount of Twenty Thousand Dollars (\$20,000.00) with surety to be approved by the Village, conditioned to indemnify the Village against any and all loss or liability resulting from the making of such opening, excavations, or tunnel.

SECTION 401 – CODE MODIFICATIONS & ADDITIONS

- A. Footing Drains required in all structures having a basement and/or crawl space. See Section 304. H of this code.

Footing drains shall be connected to sump pumps, and discharge may be tied into storm sewers, if approval is obtained from the Director of Public Works or drainage ditches. No footing drains, or drainage tile, shall be connected to any sanitary sewer. Plastic pipe materials are permitted.

Sump pump basins shall have gas tight covers per Radon Act 099-0953.

- B. Downspouts and Window Well Drains

1. All downspouts or roof drains shall discharge on to the ground or may be tied into storm sewers (if approval is obtained from the Director of Public Works) or drainage ditches. No downspouts or roof drains shall be connected to a sanitary sewer. Downspouts or roof drains which discharge on to the ground shall be arranged so as to be at least five (5) feet from any property line and shall not discharge onto adjoining property.

2. Window vertical well drains shall be minimum Schedule 40 PVC.

- C. Floor Drains

Floor drains in basements shall be connected to ejector pumps and shall discharge to the sanitary sewer.

- D. Areaway Drains

Drains are required in all window wells and in all exposed exterior stairwells. They shall be connected to the sump pump and shall be discharged to a storm sewer or drainage ditch.

E. Sump Pumps and Ejector Pumps

Sump pumps installed to receive and discharge ground waters, or other storm waters, shall be connected to the storm sewer or discharged into the rear yard at least ten (10) feet from all property lines. Ejector pumps installed to receive and discharge floor drain flow, or other sanitary sewage shall be connected to the sanitary sewer. A pump shall be used for one function only, either the discharge of storm water or the discharge of sanitary sewage.

F. Any connection made between a building's drainage and sewer systems shall be a no-shear type fitting or manufacturer's fittings-

G. Water Meters

1. Meters shall be purchased from the Village of Tinley Park Public Works Department and installation shall be inspected by same.
2. Meters shall be installed by a licensed Plumbing Contractor. Installations shall comply with Public Works Department regulations.
3. In all buildings, a conduit must be provided through the exterior wall for the positioning and installation of outside water meters.

H. Water Service and Distribution

1. No water service to a building shall be provided by less than a one (1) inch diameter pipe.
2. Minimum size of curb valve (B-box) shall be 1-1/2 inches.

J. Equipment

1. Hose bibbs and vacuum breakers. All hose bibbs must have a vacuum breaker. Hose bibbs in or protruding from residences may have the vacuum breaker attached to the hose bibb or the vacuum breaker may be located on the house side of the water meter, between the meter and a shut off valve

K. Radon Control

A Radon Control System shall be provided in accordance with the State of Illinois Public Act 097-0953 for new residential structures having four or less dwelling units, with a basement.

1. Radon Control Systems shall also comply with Appendix F of the 2012 edition of the ICC International Residential Code.

2. Passive Radon Control Systems shall be installed by a licensed Plumbing contractor.

L. Registration and Bond

All contractors performing plumbing work within the boundaries of the Village of Tinley Park must have a valid Plumbing 055 State of Illinois license. Prior to the issuance of a building permit, the contractor shall register with the Building Department and provide a current copy of their license.

All contractors laying sewer tile or performing sewer work shall be licensed by the Village of Tinley Park to perform such work.

All sewer contractors performing sewer work shall obtain a permit and file, with the Building Department, a surety bond in the amount of \$20,000.00, secured by a surety company which is acceptable to the Village of Tinley Park, Illinois. Bond shall be payable to the Village and in effect guarantee that the contractor will comply with all the requirements of applicable Village ordinances and codes.

Lawn sprinkler contractors are required to submit a current copy of their 060 State of Illinois Public Health Registration to the Building Department. Along with the permit application, Contractor shall submit a current copy of each worker's State of Illinois 061 license.

M. Inspections

No underground work, or work under a slab on fill, shall be covered, or concealed, until work has been inspected and approved by the Village Plumbing Inspector.

All sewer taps and/or water taps shall be approved by the Village of Tinley Park Public Works Inspector before being covered. Taps shall only be performed by a State of Illinois licensed Plumber.

No piping of any type shall be concealed in walls, partitions, ceilings or furred spaces until piping has been inspected and approved by Plumbing Inspector.

Plumbing inspector shall make final inspection after fixtures are set and trim is installed and no Certificate for Occupancy will be issued without Plumbing Inspector's final approval.

Contractor shall arrange for all inspections required by the Metropolitan Water Reclamation District of Greater Chicago and shall submit Certification of Approval by MWRD to the Building Department before a Certificate of Occupancy will be issued.

N. Open Basements

Where window or drain openings are provided below grade, they shall be protected with approved gratings.

SECTION 402 - DEFINITIONS

Grease trap sludge; shall mean the solid, lighter than water fraction of wastewaters from the handling, processing, preparation, cooking or consumption of food that are discharged to a pre-treatment unit or device commonly referred to as a grease trap. The principle components of grease trap sludge are fats, oils and greases.

SECTION 403 - GREASE INTERCEPTORS

All interceptors shall be installed underground.

All interceptors shall be installed in an accessible location to permit the convenient removal of the lid and internal contents. All restaurants and food service establishments shall have a grease interceptor, with size to be determined by State of Illinois Plumbing Code.

The only exception to this would be a coffee shop that serves only coffee and pre-packaged foods and does not cook or prepare any food on site. If the establishment serves anything other than coffee and pre-packaged foods (not made on the site), i.e., soup, sandwiches, etc., they shall be required to have a grease interceptor.

SECTION 404 - GREASE TRAP DISPOSAL

Any contractor performing grease trap cleaning and disposal shall be required to hold a current State of Illinois Department of Agriculture Bureau of Animal Health and Welfare Class B License and provide a copy to the Village of Tinley Park. The contractor must empty each grease trap and dispose of the sludge in an environmentally safe manner. This shall be done on a monthly basis unless the Village of Tinley Park, upon receipt of proof from the owner or operator or on the basis of its own inspection of the grease trap, determines that a less or more frequent maintenance schedule is required to achieve the purpose of this amendment and to prevent the discharge of fats, oils, and grease to the Village of Tinley Park's sewer system. The establishment must maintain a manifest of the cleaning and emptying of the grease trap. This manifest shall be kept on site and made available to Village officials upon request.

CHAPTER V - ELECTRICAL WORK

SECTION 500 - ADMINISTRATION

- A. Scope: This chapter governs the electrical components, equipment and systems used in buildings and structures covered by this code. Electrical components, equipment and systems shall be designed and constructed in accordance with the provisions of the 2011

National Electrical Code (NFPA70) as amended which applies to all electrical installations as though fully written and set forth herein, except as specifically noted otherwise in this code.

B. Registration of Contractors

Any contractor engaged in the performance of electrical work within the Village of Tinley shall be currently registered with the Village of Tinley Park in accordance with the Building Code of Village of Tinley Park. Prior to the issuance of any electrical permit, the contractor shall file with the Building Department a copy of their current license, including the company, name, registration number, and current dates of validation.

C. Bond

All contractors performing electrical work within the Village of Tinley Park shall file with the Building Department a surety bond in amount of \$20,000.00 secured by a surety company which is acceptable to the Village of Tinley Park, Illinois. Bond shall be payable to the Village and, in effect, guarantee that the contractor will comply with all requirements of applicable Village ordinances and codes. The Bond shall indicate the same company name that is on the license.

D. Permits

1. Permits are required for all electrical work including low voltage systems such as communications cable, alarm, security, telephone and other similar type systems.
2. Permits for electrical work will be issued only to duly licensed and bonded electrical contractors. Electrical permit applications must be signed by the electrical contractor, when work is to be done by contract.
3. Qualified homeowners who can demonstrate their qualifications to properly perform such work, to the satisfaction of the electrical inspector may obtain permits to do electrical work on their own place of residence (excluding multi-family units) but they must follow all provisions of the electrical code. Such work will be subject to the inspection and approval of the Chief Electrical Inspector. When work is to be done by a homeowner, the application shall be signed by the homeowner. The homeowner must reside within the home for a minimum of six months.
4. In all cases duly licensed and bonded Electrical Contractors shall install electrical services.
5. All work performed on commercial property must be done by a licensed and bonded electrical contractor.

E. The Electrical Inspector or the Village Board of Tinley Park shall administer the Electrical Regulations of this Code.

F. Non-Liability for Damages

The electrical regulations of this Code shall not be construed to relieve from or lessen the responsibility of any person owning, operating, selling, offering for sale or installing any electrical wires, appliances, apparatus, construction, or equipment, for damages to anyone injured by any defect therein by reason of the inspection authorized herein or the certificate of inspection issued by the Building Department or Electrical Inspector, nor shall the Village of Tinley Park be held liable for any damages resulting from the enforcement of the electrical regulations of this code.

G. Special Permission to Waive Requirements

The electrical regulations of this Code may be modified or waived by special permission in particular cases where such modification or waiver is specifically permitted or in particular cases where advancement in the technology of electricity makes such modification or waiver advisable in the best interest of the Village of Tinley Park. Such "Special Permission" shall in all cases be obtained from the Electrical Inspector in writing prior to the commencement of the work.

H. Breaking Seals

The Electrical Inspector or his designee, are hereby empowered to attach to electrical cabinets and equipment any official notice or seal to prevent use of electricity, and it shall be unlawful for any other person to put or attach such seal, or to break, change, destroy, tear, mutilate, cover, or otherwise deface or injure any such official notice or seal posed by an inspector or the section of Electrical Inspection.

I. Use of Permit Issued to Another

It shall be unlawful for any person to install, alter, or repair any electrical wires or apparatus by authority of a permit issued to and for the use of some other person.

J. Permit for Person Not Entitled to One

It shall be unlawful for any registered electrical contractor to secure or furnish a permit for the installation, alteration and repair of electrical wires and apparatus to any person not entitled to such permit under the electrical regulations of this Electrical Code.

K. Purpose and Scope

The purpose of this Code is the practical safeguarding of persons and of buildings and their contents, from electrical hazards arising from the use of electricity for light, heat,

power, audio or visual communications of signal transmission of convenience. It covers the electrical conductors and equipment installed within or on public and private buildings and other premises, including yards, carnival and parking lots, and private industrial substations; also the conductors that supply street lighting, together with the associated equipment necessary to its safe operation.

By specific State of Illinois and Federal Government exemptions it does not cover installations in mines, ships, railway cars, automotive equipment, or the installations or equipment employed by a railway, railroad, electric or communication utility in the exercise of its function as a utility, and located outdoors or in buildings used exclusively for that purpose.

The provisions of this Code constitute a minimum standard. Compliance therewith and proper maintenance will result in an installation reasonably free from hazard but not necessarily efficient or convenient. This Code is to be regarded neither as a design, specification nor an instruction manual for untrained persons. Good service and satisfactory results will often require larger sizes of wire, more branch circuits, and better types of equipment than the minimum which is here specified.

Disturbance of Existing Wires: It shall be unlawful for any person in anyway to cut, disturb, alter or change any electrical wiring or to permit electrical wiring to be cut, disturbed, altered or changed unless done in conformity with the electrical regulations of this Code.

It shall be unlawful for any person in any way to cut, alter, disturb or change any electrical, appliance, device or equipment or to permit any electrical, appliances, devices of equipment to be cut, altered, disturbed or changed in any manner to render it unsafe or not in accordance with its approved use.

L. Enforcement and Interpretation.

This Code is an integral part of the Municipal ordinances and as such its provisions are mandatory and are enforceable by the electrical inspection department in exercising its legal jurisdiction over electrical installation.

The Electrical Inspector, supervising such enforcement of the Code, has the responsibility for making interpretations of the rules, for deciding upon the approval of equipment and materials, and for granting special permission contemplated in a number of rules.

SECTION 501 – SINGLE-FAMILY & MULTI-FAMILY DWELLINGS:

A. Smoke detectors shall be installed in accordance with State of Illinois requirements, with the addition of:

- I. Smoke detectors shall be dual voltage type (120V with battery back-up) and wired in series are required on all levels, and in every bedroom.**

2. A 120V smoke detector shall be installed in the vicinity of all heating units in normally unoccupied areas (attics, crawl spaces, basements, etc.).
 3. Conduits to smoke detectors, heat detectors and carbon monoxide detectors shall be sealed to avoid condensation problems in detector.
 4. Carbon monoxide alarm detectors are required effective January 1, 2007 in all new buildings containing bedrooms and sleeping facilities as required by State of Illinois Carbon Monoxide Detector Act (Public Act 094-0741), based on the following criteria:
 - a. Every dwelling unit must be equipped with at least one operable carbon monoxide alarm within 15 feet of every room used for sleeping purposes.
 - b. The alarm may be combined with smoke detecting devices provided the unit complies with respective standards and the alarm differentiates the hazard.
 - c. A dwelling unit means a room or suite of rooms used for human habitation, and includes single family residences, multiple family residences, and mixed use buildings.
 - d. If a structure contains more than one dwelling unit an alarm must be installed within 15 feet of every sleeping room in each dwelling unit.
 - e. The owner must supply and install all required alarms. A landlord must ensure that the alarms are operable on the date of initiation of a lease. The tenant is responsible for testing, battery replacement and maintaining the alarm after the lease commences.
 - f. A landlord is required to furnish one tenant per dwelling unit with written information regarding alarm testing and maintenance.
 - g. Willful failure to install or maintain in operating condition any alarm is a Class B criminal misdemeanor
- B. A listed detection device shall be installed in laundry rooms. The detector shall be interconnected with the smoke detectors. A list device shall be in addition to any other required devices.
- C. Listed heat detection shall be installed in attached garages. The detector(s) shall be interconnected with the smoke detectors.

- D. If a low voltage fire alarm system is used in non-accessible concealed spaces, wiring shall be piped in conduit point to point only, with free air in ceiling with D rings to support wires.
- E. Stairways, halls, passageways, corridors, garages, and rooms accessible by more than one entry or exit shall be lit by a ceiling light or lights controlled by three-way or four-way switch.
- F. Storage space of 5 sq. ft. or more shall be illuminated.
- F. In dwelling units 2,200 square feet or larger a 200 amp service shall be required. All dwelling units under 2,200 square feet shall have a minimum of a 100 amp service.
- G. Service upgrades and/or service changes will require:
 - 1. A minimum of 100 amp service.
 - 2. GFCI protected receptacles shall be required as per NEC 2011.
 - 3. 115V smoke detectors shall be installed as per code.
 - 4. No panel shall be more than 80% full.
- H. All attic fixtures shall be installed before rough inspection.
- I. All light fixtures shall have at least one light bulb installed for final inspection.
- J. All single-family dwelling units shall have front and rear electrically operated doorbells. All concealed wiring MUST be in conduit to an accessible area.
- K. Multi-family dwelling units shall have an electrically operated remote door latch switching system.
- L. All garages shall be required to be on their own circuits (attached or unattached).
- M. Bathroom exhaust required to be on timers.

SECTION 502 – APPROVED EQUIPMENT & INSTALLATION METHODS:

- A. Only electrical equipment, appliances and devices, which are listed and approved for use by an approved, independent testing agency (e.g., Underwriters Laboratories) shall be installed in the Village of Tinley Park.
- B. All electrical wiring shall be copper. No aluminum or copper clad aluminum wire shall be installed in any electrical installation without written permission from the chief

electrical inspector prior to installation. Exception: Service feeders owned and maintained by Commonwealth Edison.

1. All commercial/industrial branch circuit wiring shall be a minimum of #12 AWG.

- C. Where rework or rewiring of any building or structure is 50% or more, then all wiring in the entire building shall be as per code.
- D. It is the expressed intent of this code that NEC Article 320 to and including Article 322, 324, 326, 328, 330, 332, 334, 336, 338, 340 Part 4 through 7, Article 352, (shall only be used outdoors), Article 353 (shall only be used outdoors), Article 354, 355, 356 and 362. Article 368.56 (A) 1,2,3,8,9,10,12 and 16. Article 372, 378, 382, 388, Article 392 Cable Tray shall only be used to support low voltage wiring, Articles 394 & 398 shall not be adopted.

All conductors shall be installed in an approved metal raceway.

- E. Electrical metallic tubing shall not be installed outside, underground, or in concrete that is in contact with earth.
- F. All services shall be rigid metal conduit, intermediate conduit or aluminum rigid.
- G. All multiple electric services to a single address must have a single disconnect.
- H. Rigid non-metallic conduit may be used only underground or in concrete. Note: Schedule 80 is required when installed under any vehicular traffic.
- I. NEC Article 210.5 shall be amended to read as:

All single phase 120 volt or 240 volt circuits shall have phases marked Black (A) Red (B) and White for neutral grounded conductor.

All three Phase 208V or 240V system shall have phases marked black for A Phase, red for B Phase, and blue for C Phase.

All three Phase 277V or 480V system shall have the phases marked brown for A Phase, orange for B Phase, and yellow for C Phase.

- J. NEC 210-8 shall be amended to apply to all structures.
- K. NEC 210-8A (7) shall be amended to read:

Locations with open water - All general use receptacles installed within 6 feet of plumbing fixtures shall be GFCI protected.

L. It is the expressed intent of this code that NEC Article 300-4 (A-2) (Exception) not be adopted. All holes shall be drilled.

M. NEC Article 300-13B shall be amended to read:

In branch circuits the continuity of a conductor shall not be dependent upon device connections, such as lamp holders, receptacles, etc., where removal of the device would not interrupt continuity.

~~N. NEC Article 450-21A shall be amended to read:~~

Dry-type transformers installed indoors shall be installed at a minimum of 7 feet above the finished floor, (or) dry-type transformer installed indoors shall have a physical separation of 2 feet vertically in all directions and 4 feet horizontally.

O. It is the expressed intent of this code that NEC Articles 604 and 605 be deleted.

P. All motor of ½ horsepower or larger, or any heating system, sump pumps and or ejector pumps shall be on its own circuit.

Q. Each tenant space shall have direct access to the breakers or fuses that protect all electrical devices in that tenant unit. (Direct access means a common area that has no locks or the tenant can get to the panel or switchboard without going through another tenant space.)

R. When a sump pump or ejector pump is installed in an area not illuminated, a light shall be provided.

S. All fire alarm systems shall have a lock out device on the over-current device. Fire alarm system piping in unconditioned spaces shall be installed to prevent condensation from entering the fire alarm system devices.

T. In buildings over two floors above grade, a special purpose, non-energized inlet (No. HUBBLE 47CM16 or equal) shall be installed outside the main entrance two feet above finished grade and no more than five feet from the front entrance. This outlet shall be visible from the entrance (no obstruction shall be located in front of this inlet as bushes, decorations and the like). This special purpose inlet shall be wired with a minimum wire size of #12 copper wire to opening(s) with outlet (No. HUBBLE 4710 or equal). Install outlets at each floor level so as to provide at least one such outlet in all stairwells at each floor level and no more than one hundred feet of travel distance from any point at each floor level to at least one such outlet. Device shall be tested prior to final acceptance in the presence of the Electrical Inspector and Fire Marshal. Designer shall contact the Fire Marshal for specific design criteria.

- U. If a low voltage fire alarm system is used in non-accessible concealed spaces, wiring shall be piped in conduit point to point only, with free air in ceiling with D rings to support wires.
- V. Wiring
 - 1. All wiring, fittings and electrical materials not in use shall be removed.
 - 2. All electrical service must have grounding bushings on both meter and main disconnect ends.
 - 3. No wiring shall be installed in any raceway prior to the installation of wall covering (prior to drywall)
 - 4. All fusible disconnects shall be fused at the amperage rating of the switch; no fuse reducers are allowed.
 - 5. No tandem circuit breakers are permitted, including duplex, slimline, twin, half-height, half-inch, double and wafer breakers).
 - 6. All commercial, industrial and warehouse electrical service panels must be "Panel Board" type (Bolt on circuit breakers).
- W. GFCI Receptacles
 - 1. GFCI protection is required on recessed can lights over tubs and showers.
 - 2. Double basin bathroom sinks require GFCI receptacles on both ends and within 36 inches of a basin.
 - 3. All bathroom GFCI outlets must be on a 20 amp separate circuit.
 - 4. GFCI type outlets must be used on all countertop height outlets.
- X. All electrical piping on the inside is required to be in rigid conduit in slab. PVC Schedule 80 can be used on the outside.
- Y. Any electrical equipment installed in the public right of way will require a permit and a signed waiver prior to installation.
- Z. A conduit shall be installed with pull wire for the outside water meter read out. The conduit shall be installed within 6' of the water meter and run to the area by the gas meter, and flush with the outside finished wall. No pull box(es) or pulling type fittings shall be installed in this conduit system without the approval of the Public Works Department.

- AA. Conduits to smoke detectors, heat detectors and carbon monoxide detectors shall be sealed to avoid condensation problems in detector.

SECTION 503 – RESIDENTIAL STORAGE GARAGE & SIMILAR BUILDINGS:

- A. Private or residential garages shall have not less than one (1) ceiling light, one (1) switch and one (1) receptacle. The garage or building shall be on a separate circuit.
- B. The electrical feeder or branch circuit to garage shall be underground (in threaded galvanized conduit not less than 6 inches below finished grade). If direct burial cable is used a non-current carrying bonding conductor shall be connected between the supply cabinet and the first junction box in the garage, and shall be not less than 24 inches below finished grade. Conduit and/or cable run underground shall not be covered until inspected and approved by the electrical inspector.

If direct burial cable is used it shall be enclosed in threaded galvanized conduit where it bends to come up out of the trench. Bushings shall be used at the conduit end where the cable enters or exits the conduit.

SECTION 504 – NON-ENERGIZED OUTLETS:

- A. In multi-story buildings of over 2 floors, a special purpose, non-energized, inlet Hubble # 47CM16 or equal shall be installed outside the main entrance no more than three feet above grade and no more than five feet from the main entrance. There shall be no obstructions in front of this inlet such as bushes, decorations, or the like. This inlet shall have an identifying water-proof cover. This special purpose inlet shall be wired with No. 12 copper wire in a ½ inch conduit to an opening with outlet, Hubble # 4710 or equal. Install outlets at each floor level so as to provide at least one such outlet in all stairwells at each floor level and no more than one hundred feet of travel distance from any point at each floor level to at least one such outlet.

SECTION 505 – SWIMMING POOLS:

- A. See electrical requirements from the 2012 ICC International Residential Code and National Electrical Code 2011.
- B. Refer to Section 312

CHAPTER VI- HEATING, VENTILATING, AIR CONDITIONING AND FUEL GAS PIPING SYSTEMS

SECTION 600 – GENERAL REQUIREMENTS:

A. Scope

1. Mechanical appliances, equipment and systems shall be constructed, installed and maintained in accordance with the International Mechanical Code as amended and the International Fuel Gas Code as amended. Masonry chimneys, fireplaces and barbecues shall comply with the International Mechanical Code as amended and Chapter of this code.

2. Air Pollution Control:

All equipment and installations of fuel burning appliances shall be made in compliance with the provisions and regulations of the Illinois Pollution Control Board and the requirements of Cook and Will Counties.

3. Liquefied Petroleum Gases:

The installation of all equipment, tanks and systems shall be in compliance with the State of Illinois Fire Marshal's regulations and requirements, and the Fire Prevention Code of the Village of Tinley Park, Illinois.

4. Piping:

The use of combustible piping materials shall be permitted when installed in accordance with the limitations of the International Mechanical Code and International Fuel Gas Code.

B. Heating Equipment:

1. Heating equipment fuel gas systems shall be constructed and installed in strict accordance with the International Mechanical Code 2012 and International Fuel Gas Code 2012.

C. State Boiler Certification, Hot Water or Steam Systems:

1. All boilers or water heaters, having an input rating of 200,000 BTU or more, or water heaters with a capacity of more than 120 gallons, shall be inspected and certified by the State of Illinois Boiler and Pressure Vessel Safety Division, in

accordance with Boiler Safety Act and Boiler Rules and Regulations of the State of Illinois.

D. Electric Heating

1. All electrical heating and their control and safety systems shall be installed in conformance to the applicable provisions of the National Electrical Code 2011 (NFPA 70), as amended.

E. License and Bond

1. All contractors installing heating, ventilating, air conditioning, or fuel gas systems (except low horsepower exhaust fans) are required by Village ordinance to be licensed by the Village of Tinley Park.
2. All contractors installing heating, ventilating, air conditioning, or fuel gas systems, prior to issue of a permit, must furnish to the Village a bond, in the amount of \$20,000.00 secured by a surety company which is acceptable to the Village of Tinley Park. Bond shall be payable to the Village and shall, in effect, guarantee that the contractor will comply with all requirements of applicable Village ordinances and codes.

F. Permits

1. No contractor shall install any heating, ventilating, air conditioning, fuel gas systems replacement of low horsepower exhaust fans without first having secured, from the Building Department, a permit to perform the work.

Exception: Replacement of low horsepower exhaust fans.

G. Inspections

1. When installation of work has been completed, but before pipes, ducts, stacks, vents, etc., are concealed, the contractor shall request that installation be inspected by the Building Department, and no such systems or work shall be enclosed or covered until same is approved by the Building Commissioner.

H. Electrical.

1. The use of electrical wiring methods with combustible insulation, tubing, raceways and related components shall be permitted when installed in accordance with the limitations of the National Electrical Code 2011 (NFPA70), as amended.

CHAPTER VII - FIRE PREVENTION

SECTION 700 SCOPE AND ADMINISTRATION; TINLEY PARK FIRE PREVENTION BUREAU

1. SCOPE

In addition to Section F101.2 of the 2012 International Fire Code, include the following duties:

- a. Inspection of permanent and temporary buildings, processes, equipment, systems, and other fire and related life safety situations.
- b. Investigations of fires, explosions, hazardous materials incidents, and other related emergency incidents.
- c. Review of design and construction plans, drawings, and specifications for life safety systems, fire protection systems, access, water supplies, processes and hazardous materials and other fire and life safety issues.
- d. Education of fire brigades, employees, responsible parties, and the general public related to fire and life safety.
- e. Review of existing occupancies and conditions, the design and construction of new buildings, remodeling of existing buildings, and additions to existing buildings.
- f. Conduct the design, alteration, modification, construction, maintenance, and testing of fire protection systems and equipment.
- g. Access requirements for fire department operations.
- h. Investigate hazards from outside fires in vegetation, trash, building debris, and other materials.
- i. Manage the regulation and control of special events including, but not limited to, assemblage of people, exhibits, trade shows, amusement parks, haunted houses, outdoor events, and other similar special temporary and permanent occupancies.
- j. Review interior finishes, decorations, furnishings, and other combustibles that contribute to fire spread, fire load, and smoke production.
- k. Analyse and review storage, use, processing, handling, and on-site transportation of flammable and combustible gases, liquids and solids and hazardous materials.
- l. Monitor the conditions affecting fire fighter safety.

2. APPLICABILITY

Delete Section F102.7.1, F102.7.2. of the International Fire Code 2012 and substitute therefore:

- a. When there are conflicting requirements with the adopted codes, the Deputy Chief of Fire Prevention or designee shall have the authority to enforce the most restrictive language.

3. DEPARTMENT OF FIRE PREVENTION

Delete Sections F103.1, F103.2, F103.3. of the International Fire Code, 2012 and substitute there for:

- a. The Fire Prevention Code shall be enforced by the Bureau of Fire Prevention in the Village of Tinley Park which is hereby established and which shall be operated under the supervision of the Deputy Chief of Fire Prevention.
- b. The Deputy Chief of Fire Prevention in charge of the Bureau of Fire Prevention shall be recommended by the Fire Chief to the Village President who shall annually appoint with the advice and consent of the village trustees. The appointment of the Deputy Chief of Fire Prevention shall continue during good behavior and satisfactory service, and shall not be removed from office except for cause.
- c. The Deputy Chief of Fire Prevention may utilize such members of the Fire Department as inspectors as shall from time to time be necessary. The Deputy Chief of Fire Prevention shall recommend to the Fire Chief the employment of technical inspectors and office staff, which, when such authorization is made, shall be selected through an examination to determine their fitness for the position, with credit for fire department and/or fire inspection experience. The examination shall be open to members and non-members of the Fire Department, and appointments made after examination shall be for an indefinite term with removal only for cause.
- d. A report of the Bureau of Fire Prevention shall be made annually and transmitted through the Fire Chief to the President and Board of Trustees of the municipality; it shall contain all proceedings under this code, with such statistics as the Deputy Chief of Fire Prevention may wish to include therein; the Deputy Chief of Fire Prevention shall also recommend any amendments to the code which, in his judgment, shall be desirable.

4. MODIFICATION

Delete Section F104.8 of the International Fire Code 2012 and substitute therefore:

- a. The Deputy Chief of Fire Prevention shall have the power to modify any of the provisions of the Fire Prevention Code, upon application in writing by the owner or lessee, or his duly authorized agent, when there are practical difficulties in the way of carrying out the strict letter of the code, provided that the spirit of the code shall be observed, public safety secured, and substantial justice done. The particulars of such modifications when granted or allowed and the decision of the Deputy Chief of the Bureau of Fire Prevention thereon shall be entered upon the records of the department and a signed copy shall be furnished to the applicant.

5. BOARD OF APPEALS

Delete Section F108 of the International Fire Code 2012 and substitute therefore:

- a. Whenever the Deputy Chief of Fire Prevention disapproves an application or refuses to grant a permit applied for, or when it is claimed that provisions of this ordinance do not apply or that the true intent and meaning of this ordinance have been misconstrued or wrongly interpreted, the applicant may appeal from the decision of the Deputy Chief of Fire Prevention to the Chairman of the Building

Committee as prescribed in Chapter I, Section 100.L of the Tinley Park Building Code.

6. PENALTIES

Delete Section F109.4 of the International Fire Code 2012 and substitute therefore:

- a. Any person, firm or corporation who shall violate any of the provisions of this Ordinance or fail to comply therewith, or who shall violate or fail to comply with any order made hereunder, or who shall build in violation of any detailed statement of specifications or plans submitted and approved hereunder, or any certificate or permit issued hereunder, and from which no appeal has been taken, or who shall fail to comply with such an order as affirmed or modified by the Fire Prevention Administrator of the Fire Prevention Bureau or by a court of competent jurisdiction, within the time fixed herein, shall separately for each and every such violation and noncompliance respectively, be guilty of a misdemeanor. The penalty for such a misdemeanor is a fine not to exceed \$750.00 or imprisonment not to exceed six (6) months, or both. In addition to the imposition of a penalty, any and all such persons shall be required to correct or remedy such violations or defects within a reasonable time, and when not otherwise specified, each day that prohibited conditions exist or are maintained shall constitute a separate offense. The application of the penalty shall not be held to prevent the enforced removal of prohibited conditions.
- b. **Establishment of minimum penalties/fines/fees.** For the following violation types, persons in violation can be fined the minimum specified amount up to \$750 and the specified fine can be applied on a per day basis as specified by the Deputy Chief of Fire Prevention.

i. LIFE SAFETY

1. Means of Egress Components

- a. Any component of a means of egress that obstructs the ability of someone exiting shall be fined \$750
- b. Any component of a means of egress that is in disrepair, but does not obstruct someone from exiting shall be fined \$250.

2. Fire Detection & Protection Systems

- a. Lack of any required system shall be fined \$750 per day.
- b. Any system that is impaired and does not transmit to assigned alarm receiving station shall be fined \$750 per day.
- c. Any system that is impaired, but transmits to assigned alarm receiving station shall be fined \$750.
- d. Any system that is not properly maintained shall be fined \$750.
- e. Lack of proper maintenance documents shall be fined \$750.

3. Portable Fire Extinguishers

- a. Lack of portable fire extinguishers shall be fined \$250.
- b. Improperly maintained fire extinguishers shall be fined \$100.

4. Village Fire Alarm Radio Transmitter Equipment
 - a. Evidence of vandalism or tampering shall be fined \$750.
 - b. Failure to properly maintain Radio Alarm Documents shall be fined \$750.
- ii. **HOUSEKEEPING**
 1. Heating Systems/Heat Producing Devices/Open Flames
 - a. Improperly maintained, installed or use shall be fined \$250.
 - c. Devices too close to combustible materials shall be fined \$250.
 - d. Lack of required boiler certificate shall be fined \$250.
 - e. Improperly maintained required separations shall be fined \$250.
 2. Flammable Liquids/Compressed Gases
 - a. Improper storage or use shall be fined \$500.
 - b. Improper use of spray applications shall be fined \$500.
 3. Electrical/Extension Cords
 - a. Improper use shall be fined \$250.
 - b. Panels/equipment not accessible shall be fined \$250.
 - c. Improperly maintained non-energized outlets shall be fined \$250.
 4. Trash Receptacles
 - f. Improper type or use shall be fined \$250.
- iii. **KNOX BOX**
 1. None Provided
 - a. No KNOX BOX shall be fined \$500.
 2. Improper Keys/Maintenance
 - a. Fines shall be \$250.
- iv. **ELEVATORS**
 1. Equipment Room
 - a. Improper use or storage shall be fined \$250.
 - b. Equipment not maintained, no certificate shall be fined \$250.
 2. Elevator Car and Shaft
 - a. Improper or lack of Maintenance shall be fined \$250.
 - b. Lack of keys to operate overrides and open doors shall be fined \$250.
 - c. Elevator phone not working or not to a 24-hour service shall be fined \$250.
- v. **FIRE BARRIERS (HORIZONTAL AND VERTICAL)**
 1. Walls, Doors, Opening Protections
 - a. Opening not protected shall be fined \$750.
 - b. In disrepair shall be fined \$500.
 - c. Missing required self-closing devices shall be fined \$250.
- vi. **WATER SUPPLY**
 1. Fire Hydrants, Fire Appliance, Fire Equipment
 - a. Obstruction, removal, tampering with or otherwise disturb (private or Village owned) shall be fined \$750 per occurrence.
- vii. **FALSE FIRE ALARMS**

1. False fire alarm in excess of three (3) in any calendar year from any alarm system, the alarm user shall be charged a false alarm service charge as follows:

# of Alarms	False Alarm Fee
1-3	No Charge
4-6	\$75.00 each
7-9	\$100.00 each
10-12	\$150.00 each
≥ 13	\$200.00 each

SECTION 701-DEFINITIONS

In addition to Section F202 of the 2012 International Fire Code, include (and replace as necessary) the following definitions:

Area Total

For purposes of determining fire protection requirements “Area Total” is defined as the total square footage of floor area including mezzanines and basements contained within the surrounding exterior walls of the building on all floors and levels added together. The area included within the surrounding exterior walls of a building shall include roof overhangs and extensions and all enclosed extensions. Areas of a building not provided with surrounding walls shall be included within the building area if such areas are included within the horizontal projection of the roof or floor above. Interior walls, including fire walls and party walls, shall not be considered as walls which divide a structure into two or more separate buildings, but structures containing such interior walls shall be considered as one building for the purposes of this Section.

Corporate Council

Wherever the term "Corporation Counsel" is used in the Fire Prevention Code, it shall be held to mean the Attorney for the Village of Tinley Park.

Discharge

Any leakage, seepage, or other release.

False Alarm

The activation of a required fire alarm system, non-required fire alarm systems or other means of communicating a potential fire event where none exists that result in the initiation of a response from the fire department or supervising monitoring station. These activations can be a result of:

- mechanical failure.
- malfunction.
- improper installation or operation.
- failure to notify the supervising monitoring station prior to testing, inspection or maintenance of a fire alarm or fire protection system.

- negligence of the owner or lessee of an alarm system or of his employees, agents or contractors.
- Malicious mischief or criminal damage to property.
- Resetting of fire alarm systems prior to investigation by Emergency Responders.

Such terminology does not include, for example, alarms caused by hurricanes, tornadoes, earthquakes or other violent conditions, nor by outside agencies or external forces not under the control of owner or lessee.

Fire Official

Wherever the words "Fire Official" are used in the Fire Prevention Code they shall be held to mean the Deputy Chief of Fire Prevention, unless the context clearly indicated otherwise.

Fireworks

The term fireworks shall mean and include any explosive composition or any substance or combination of substances, or article prepared for the purpose of producing a visible or audible effect of a temporary exhibitional nature by explosion, combustion, deflagration or detonation, and shall include blank cartridges, toy cannons, in which explosives are used, the type of balloons which require fire underneath to propel the same, firecrackers, torpedoes, skyrockets, Roman candles, sparklers, smoke bombs, snakes or facsimile or other fireworks of like construction and any fire works containing any explosive compound, or any tablets or other device containing any explosive substance, or containing combustible substances producing visual effects: provided, however, that the term "fireworks" shall not include toy pistols, toy canes, toy guns, or other devices in which paper or plastic caps containing twenty-five hundredths grains or less of explosive compound are used, providing they are so constructed that the hand cannot come in contact with the cap when in place for the explosion, and toy pistol paper or plastic caps which contain less than twenty hundredths grains of explosive mixture, the sale and use of which shall be permitted at all times."

Hazardous chemical

Any chemical or substance which is a physical or health hazard to employees.

Hazardous materials

A substance or material in a quantity and form determined by the United States Department of Transportation, Illinois Department of Transportation, and the Metropolitan Water Reclamation District to be capable of posing an unreasonable risk to health and safety or property, whether the materials are in usable or waste condition.

Hazardous materials access route

Any street which has been designated pursuant to this section for the purpose of providing vehicular access from the primary hazardous material route to locations within the Village of Tinley Park where hazardous materials are used, produced, or stored.

Hazardous Materials Placard

The placard which a motor vehicle transporting hazardous materials is required to display under regulations enacted by either the United States or Illinois Department of Transportation pursuant to the Hazardous Material Transportation Act, 49 USC 1801 et seq.

Hazardous Substance

Any material that can produce an adverse effect on or safety of persons exposed.

Hazardous Waste

Any material that is ignitable, corrosive, reactive or toxic and which may pose a substantial hazard to human health and safety when improperly managed.

High Rise Building

A building with an occupied floor located more than 55 feet above the lowest level of fire department vehicle access.

Municipality

Wherever the word "Municipality" is in the Fire Prevention Code, it shall be held to mean the Village of Tinley Park.

Person

Any natural person or individual, governmental body, firm, association, partnership, co-partnership, joint venture, company, corporation, joint stock company, trust, estate, or any other legal entity, or their legal representative, agent, or assigns.

Primary Hazardous Materials Route

The system of streets when signs are posted identifying that the street(s) is acceptable for transporting hazardous materials.

Pyrotechnic Display

The detonation, ignition, or deflagration, either indoors or outdoors, of display fireworks or flame effects to produce visual or audible effects of a exhibitional nature before the public, invitees, or licensees, regardless of whether admission is charged, and as may be further defined in the Fireworks Use Act (425 ILCS 35/0.01 et seq.), and Pyrotechnic Distributor and Operator Licensing Act (225 ILCS 227/1 et seq.) (Collectively, for purposes of this Chapter the "State Acts").

SECTION 702-GENERAL REQUIREMENTS

Delete Sections F304.1.2 of the International Fire Code 2012 and substitute therefore:

1. Weeds, grass, vines or other growth that is capable of being ignited and endangering property, shall be cut down and removed by the owner or occupant of the premises. Ground cover or similar material within 24 inch radius of gas service meters and equipment must be non-combustible.

SECTION 703-EMERGENCY PLANNING AND PREPAREDNESS

Reserved

SECTION 704-FIRE SERVICE FEATURES

1. ACCESS TO BUILDING OPENINGS AND ROOFS

Addition to Section F504 of the 2012 International Fire Code:

- a. For new construction, where HVAC and similar mechanical, electrical or building service equipment is located on the roof of a normally occupied structure, an approved permanent ladder capable of supporting Fire Department personnel and the equipment they use must be installed.

2. KEY BOXES

Delete Section F506.1 of the International Fire Code 2012 and substitute therefore:

- a. Fire Department Access: Where access to or within a structure or an area is restricted because of secured openings or where immediate access is necessary for life-saving or fire-fighting purposes, the fire code official is authorized to require a key box manufactured by Knox Company to be installed in an approved location. The key box shall be of an approved type listed in accordance with UL 1037, and shall contain keys to gain necessary access as required by the fire code official.
- b. EXCEPTIONS:
 - i. Private fire alarm systems not required, approved or monitored by the Village of Tinley Park. Property owners must accept responsibility when the Fire Department is called to respond to an alarm condition by a private alarm monitoring contractor. The responsibility of the Fire Department is to investigate the alarm. Entry may be made to determine the nature of the alarm. Any damage occurred at the time of entry is the sole responsibility of the alarm owner.
 - ii. Property owner can petition in writing not to have this required Knox Box system if they can provide documentation that their premise doors are not secured or locked in any way on a twenty-four (24) hours per day, 365 days per year.

Add the following text in addition to Section 506 (506.1.3) of the International Fire Code 2012:

- c. Knox Box Specifications and Installations:
 - i. The location of the Knox Box shall be by the main entrance unless an alternate location is approved in writing by the Fire Department.
 - ii. Unless specified by the fire code official, the Knox Box shall be mounted between 60-72 inches above the immediate surrounding grade in which a person can stand on without any assistance.
 - iii. Unless specified by the fire code official, when a building is required to have a supervised fire alarm system, the Knox Box must be monitored. The monitored device must be programmed to transmit a "supervisory" signal.

3. FIRE PROTECTION WATER SUPPLY SYSTEMS

Delete Section F507.5, F507.5.1, F507.5.4 and F507.5.5 of the International Fire Code 2012 and substitute therefore:

- a. A vehicle shall not be driven or propelled over any unprotected fire hose of the fire department when laid down on any street, alley-way, private drive or any other vehicular roadway without the consent of the fire official in command of said operation.
- b. A person shall not obstruct, remove, tamper with or otherwise disturb any fire hydrant or fire appliance required to be installed or maintained under the provisions of the Fire Prevention Code except for the purpose of extinguishing fire, training or testing purposes, recharging, or making necessary repairs, or when permitted by the fire official. Whenever a fire appliance is removed as herein permitted, it shall be replaced or reinstalled as soon as the purpose for which it was removed has been accomplished. Defective and non-approved fire appliances or equipment shall be replaced or repaired as directed by the fire official.
- c. Standard Fire Hydrants shall be provided within three hundred (300) feet of all exposed parts of all buildings. Distance between hydrants shall be no more than 300 feet as measured along the street right-of-way. Approved hydrants must be within 100 feet of a fire department connection.
- d. It shall be illegal to block, park or otherwise interfere with the use of any fire hydrant on public or private water supply systems. A 10 (ten) (foot) minimum clear space distance in any direction must be kept at all times.
- e. A person shall not use or operate any fire hydrant intended for use of the fire department for fire suppression purposes unless such person first secures a permit for such use from the fire official and the water company having jurisdiction. This section shall not apply to the use of such hydrants by a person employed by, and authorized to make such use by, the water company having jurisdiction.
- f. The Deputy Chief of Fire Prevention shall recommend to the chief administrative official of the municipality the location or relocation on new or existing fire hydrants and the placement or replacement of inadequate water mains located upon public property and deemed necessary to provide an adequate fire flow and distribution pattern. A fire hydrant shall not be placed into or removed from service until approved by the Deputy Chief of Fire Prevention.
- g. All new and existing ship yards, oil storage plants, lumber yards, amusement or exhibition parks, and educational or institutional complexes and similar occupancies and uses involving high fire or life hazards, and which are located more than 150 feet from a public street or which require quantities of water beyond the capabilities of the public water distribution system shall be provided with properly placed fire hydrants. Such fire hydrants shall be capable of supplying fire flows as required by the fire official and shall be connected to a water system in accordance with accepted engineering practices. The fire official shall designate and approve the number and location of fire hydrants. The Deputy Chief of Fire Prevention may require the installation of sufficient fire hose and equipment housed in accordance with the approved rules and may require the establishment of a

trained fire brigade when the hazard involved requires such measures. Private hydrants shall not be placed into or removed from service until approved by the fire official.

SECTION 705-BUILDING SERVICES AND SYSTEMS

Add Section F604.7 of the International Fire Code 2012 for non-energized outlets. See also Section 504A VoTP Building Code.

1. NON-ENERGIZED OUTLETS

- a. **General.** In multi-story buildings of over 2 floors a special purpose, non-energized, inlet Hubble # 47CM16 or equal shall be installed outside the main entrance no more than three feet above grade and no more than five feet from the main entrance. There shall be no obstructions in front of this inlet such as bushes, decorations, or the like.
- b. **Technical requirements.** This inlet shall have an identifying water-proof cover. This special purpose inlet shall be wired with No. 12 copper wire in a ½" conduit to an opening with outlet, Hubble # 4710 or equal. Install outlets at each floor level so as to provide at least one such outlet in all stairwells at each floor level and no more than one hundred feet of travel distance from any point at each floor level to at least one such outlet.
- c. **Acceptance Testing.** All equipment must field inspected and tested using power generating equipment located on fire apparatus.

Add Section 607.1.1 of the International Fire Code 2012 for Elevator Operation, Maintenance and Fire Service Keys

2. ELEVATOR OPERATION, MAINTENANCE AND FIRE SERVICE KEYS

- a. In all buildings which exceed two (2) stories in height and in which an elevator or elevators are installed, at least one elevator shall be of a reasonable size to accommodate all emergency medical patient transport equipment.

No changes

SECTION 706-INTERIOR FINISH, DECORATIVE MATERIALS AND FURNISHINGS

Delete Section F806.1.1 and its exceptions of the International Fire Code 2012 and substitute therefore:

1. Natural cut trees shall be prohibited in Groups A,B,E,I,M,R-1,R-2,R-3, and R-4.

SECTION 707-FIRE PROTECTION SYSTEMS

Delete the following Section of the International Fire Code 2012:

F903.6 and delete Section F901.2 of the International Fire Code 2012 and substitute therefore:

1. CONSTRUCTION DOCUMENTS

- a. The fire code shall have the authority to require construction documents and calculations for all fire protection and fire alarm systems and to require permits be

issued for the installation, rehabilitation or modification of any fire protection or fire alarm system.

i. **Fire Alarm Construction Documents :**

1. Construction document or shop drawings, or both, for the installation of fire alarm systems shall be submitted to indicate conformance to adopted codes and shall be reviewed by the Fire Department prior to issuance of the permit. Required documents must be submitted per applicable requirements of the NFPA 72, *Fire Alarm Code*.
2. Three (3) sets of drawing documents for the installation/modification of a fire alarm system along with a properly submitted permit application shall be submitted for review and approval prior to the installation of a fire protection system. One (1) electronic copy of submitted documents will also be required.

b. **Fire Protection Construction Documents:**

- i. Where applicable submissions must conform to *225ILCS325/Professional Engineering Practice Act of 1989*. Five (5) sets of construction documents for fire protection systems shall be submitted for review and approval prior to system acceptance. One (1) electronic copy of submitted documents will be required. Required documents must be submitted per applicable NFPA 13, *Standard for the Installation of Automatic Sprinkler Systems*. Submission for fire protection systems shall include but not be limited to:
 - Permit application
 - Scope of work document
 - System design
 - Equipment specification sheets
 - Hydraulic calculations (if required)
- ii. Included on the shop drawings shall be information showing the basis for compliance with the design density, the specific arrangement of the system, the devices and their method(s) of operation, and the suppression agent. The details on the construction documents or shop drawings for the fire protection system shall include design considerations, spacing and arrangement of fire protection devices, protection, agent supply and discharge requirements, calculations with sizes and equivalent lengths of pipe and fittings, and protection agent source. Sufficient information shall be included to identify the apparatus and devices utilized and other information as required by this code.
- iii. Construction documents for the fire protection systems permit shall include information on the contents, the occupancy, the location and arrangement of the structures and the contents involved, the exposure to any hazard and the extent of the system coverage, the suppression system design criteria, the supply and extinguishing agents, the location of any standpipes, and the location and method of operation of detection and alarm devices.
- iv. All plans for new installations or significant alterations of existing automatic sprinkler systems shall be initially approved by a third party vendor as designated

by the Village. Plan review service or a recognized plan review service approved by the Village of Tinley Park and the Deputy Chief of Fire Prevention. The builders, building owners or their agents shall then submit the initially approved and stamped plans for proposed sprinkler systems to the Deputy Chief of Fire Prevention for additional approval. Said plans shall show the size, capacity and location of all sprinkler heads, pumps, tanks or pipes, and any other apparatus which is to be used in connection with such sprinkler systems. Said plans, when approved by the Deputy Chief of Fire Prevention, shall also be stamped by him to that effect before such system shall be installed. The Deputy Chief of Fire Prevention shall not have authority to determine what sprinkler systems shall be installed, but only to approve plans for such proposed systems.

Amend Section F901.6.2 of the International Fire Code 2012 and substitute therefore:

2. RECORDS

- a. Records of all required life safety system inspections, tests and maintenance required by the referenced standards shall be maintained on the premises for a minimum of three years and electronics copies sent to the Deputy Chief of Fire Prevention using approved methods.
- b. The contractor shall provide the Deputy Chief of Fire Prevention with a document indicating that the system is installed in compliance with this code and that the appropriate acceptance tests have been conducted. These systems shall be certified to U.L. or F.M. certification standards.

Delete Section F903.2 through F903.2.10.1, F903.2.11.3 exceptions, F903.3.1.1.1 items 3-6, of the International Fire Code 2012 and substitute therefore:

3. AUTOMATIC SPRINKLER SYSTEMS

- a. All automatic fire protection systems shall be installed so as to provide reasonable safety to person and property and in accordance with all applicable provisions of this Fire Prevention Code and the other applicable codes and ordinances of the Village of Tinley Park. An approved complete automatic fire protection system shall be installed in all buildings except the following:
 - i. Buildings less than three thousand (3,000) square feet.
 - ii. Detached gazebos and other similar structures for residential and public use.
 - iii. Independent buildings such as restrooms or snack shops 600 square feet or less that are associated with golf courses, parks and similar uses.
 - iv. Detached guard houses that are less than 300 square feet in size used to control access to or within residential and/or commercial developments.
 - v. Detached non-combustible canopies used exclusively for automotive, motor fuel-dispensing stations for private passenger vehicles not exceeding 5,000 square feet.
 - vi. Existing/new Single family detached.
- b. Regardless of size, the following require approved fire protection:
 - i. High Hazard Use Group Classifications (H-1, H-2, H-3, H-4 and H-5)
 - ii. Institutional Use Group Classification (I-1, I-2, I-3, I-4)

- iii. Child Care, Day care, pre-school facilities
- iv. Infirmaries, nursing homes, orphanages, shelter care, home for the aged, retirement complexes, group homes (all types)
- v. Bed and breakfast, boarding house facilities.
- vi. Historical buildings regardless of size when located in the recognized Historical District and if designated a historical site by the Village of Tinley Park Historical Commission within the community. Any site/occupancy that presently exists will not be required to meet the requirements of this section unless there is a change in the present occupancy, ownership, or any permit required remodeling.
 - a. Exception: single family dwellings when used as single family dwellings.
- vii. Residential mixed use (R-1, R-2, R-3, R-4)
- viii. Type IV and V Construction as defined in 2012 International Building Code, Section 602.
- ix. New single family attached (Townhomes and Condos)
- x. Existing single family attached residential structures damaged by fire or other causes so that, at any time, its value is less than one-half its market value, exclusive of the value of the foundation.
- xi. All buildings installing rooftop solar installations outside the scope of F605.11.
- xii. New normally occupied residential structures built on streets and access roads not dedicated to or not maintained by the Village of Tinley Park or not meeting the specifications as defined in the Village of Tinley Park Subdivision regulations.
- xiii. Residential buildings converted from rental income property to condominium ownership or existing multi-family condominium buildings where condominium units are rented to others owned by one person/organization and being sold to individual owners.

4. ADDITIONAL REQUIRED FIRE PROTECTION EQUIPMENT

- a. **Intermediate Landings.** Where applicable approved automatic sprinklers must be installed on intermediate landings of all stairwells.
- b. **Electrical Rooms.** Water based fire protection in electrical rooms or any room containing equipment that has a serious life hazard shall be provided with a separate supervised control valve located outside the entrance into the room. Location of the supervised control must be no higher than 80 inches above the floor.
- c. **Water supplies.** Water supplies for automatic sprinkler systems shall comply with this section and the standards referenced in Section 903.3.1 of the IBC. The potable water supply shall be protected against backflow in accordance with the requirements of this section and the Illinois Plumbing Code. Safety factors for water based fire protection system design must be a minimum of 10 pounds per square inch (psi) or 10 percent of the demand whichever is greater.

- d. **NFPA 13R and 13D fire protection systems.** NFPA 13R and 13D fire protection systems are prohibited in hotel, motel and new boarding house type occupancies unless specified by the Deputy Chief of Fire Prevention.
- e. **Discharge of Inspector's Test Connections and Main Drains.** Inspector's Test Connections and Main Drains shall discharge directly to the outside to an area capable of handling a full system flow. Unless authorized by the Deputy Chief of Fire Prevention discharge into a floor drain or sink is prohibited.
- f. **Rubbish and Linen Chutes.** An automatic sprinkler system shall be installed at the top of rubbish and linen chutes and in their terminal rooms. Chutes extending through two or more floors shall have additional sprinkler heads installed within such chutes at alternate floors. Chute sprinklers shall be provided with listed guards and be accessible for servicing.
- g. **Buildings 55 feet or More in Height.** An automatic sprinkler system shall be installed throughout buildings with a floor level that is located 55 feet or more above the lowest level of fire department vehicle access.
- h. **Alternate Power Source Required.** New buildings or structures regulated by the International Building Code and the IFC which are equipped with a fire pump shall have an alternate power source designed, installed and maintained to properly power and operate such fire pump in the event of an interruption of usual and customary electric power service.
- i. **During construction.** Automatic sprinkler systems required during construction and demolition operations shall be provided in accordance with the International Fire Code.
- j. **Other required suppression systems.** In addition to the requirements of Section 903.2 of the IBC, the provisions indicated in Table 903.2.11.6 shall also require the installation of a suppression system for certain buildings and areas.
- k. **STORZ REQUIREMENTS.** When approved by the Deputy Chief of Fire Prevention, a 5-inch STORZ fire department connection is required for all fire sprinkler installations.

TABLE 903.2.11.6
ADDITIONAL REQUIRED SUPPRESSION SYSTEMS

SECTION	SUBJECT
F402.8	Covered malls
F403.2, F403.3	High-rise buildings
F404.3	Atriums
F405.3	Underground structures
F407.5	Group I-2
F410.6	Stages
F411.4	Special amusement buildings

F412.2.5. F4.2.2.5	Aircraft hangars
F415.6.2.4	Group H-2
F416.4	Flammable finishes
F417.4	Drying rooms
F507	Unlimited area buildings
F508.2	Incidental use areas
F1025.6.2.3	Smoke-protected assembly seating IFC
IFC	Sprinkler system requirements as set forth in Section F903.2.11.6 of the International Fire Code

5. VARIANCE FOR FIRE PROTECTION COMPLIANCE

- a. In regard to existing buildings that are a minimum of three thousand 3,000 square feet in area which were made subject to the requirements of Section 709 pursuant to amendments adapted during 2007, said existing buildings shall be brought into compliance with Section 709.3 on the following dates:
 - i. Within five (5) years of a change in the ICC Use Group applicable to said existing building, based on the use of said existing building;
 - ii. Within five (5) years of a change in the ownership of said existing building.

Delete Section F903.4.1 and F907.6.5 of the International Fire Code 2012 and substitute therefore:

6. MONITORING

- a. All required fire protection and or life safety systems detection systems shall be connected to the approved wireless fire alarm transmission system authorized and supervised by the Village of Tinley Park. As required, alarm, supervisory, trouble and water flow signals shall automatically transmit distinctly different signals to the approved supervising station. All transmitting equipment installed on the premises of the alarm holder shall be maintained at all times and in good working order. Any required fees or charges for such systems or system connections shall be paid when due.
- b. EXCEPTIONS:
 - i. Single And Multi-Station Smoke Alarms required by Section 907.2.11 of the 2012 International Fire Code.
 - ii. Smoke detectors in Group 1-3 occupancies
 - iii. Automatic Sprinkler systems in *one and two family dwellings*
- c. Temporary (30 days or less) use of approved third party central station monitoring or approved licensed and contracted fire watch personnel is allowed should the failure of an approved fire alarm signal be received at the Village of Tinley Park Alarm Center during the final inspection process for a new occupancy. Approval is based on NFPA 72 (2010 edition) requirements for Central Station:
 - Installation of fire alarm transmitters
 - Alarm, guard, supervisory, and trouble signal monitoring
 - Retransmission

- Associated record keeping and reporting
- Testing and maintenance
- Runner service: Granting a temporary exception must be applied for in writing by the alarm holder and approved by the Fire Prevention Administrator.

Delete Section F907.2 of the International Fire Code 2012 and substitute therefore:

7. REQUIRED FIRE ALARM SYSTEMS

- a. An approved fire alarm system installed in accordance with provisions of this code and NFPA 72 shall be required in all buildings located in the Village of Tinley Park and shall be supervised by the Village of Tinley Park. The type and quantity of initiating and notification devices shall be approved by the Fire Prevention Bureau. Occupant notification shall be in accordance with Section 907.5, unless other requirements are provided by another section of this code.
 - i. EXCEPTIONS:
 1. Attached and Detached Single Family dwellings occupied as a residential occupancy.
 2. Buildings or structures classified as Utility and all levels are above grade.
 3. Normally unoccupied structures or buildings.

8. ADDITIONAL REQUIRED FIRE ALARM EQUIPMENT

- a. Unless allowed by the Deputy Chief of Fire Prevention or designee all required commercial fire alarms authorized and supervised by the Village of Tinley Park 911 Dispatch Center shall be approved addressable type systems. This shall include connection of, for alarm signal purposes, water flow, heat/smoke detection (when applicable), duct detection, hood and duct extinguishing systems, any fixed extinguishing system, manual pull stations and any supervisory signaling equipment such as valve tamper devices, low air etc.
- b. Required fire alarm panels shall be located directly adjacent to the main entrance of a building or structure. Approved remote annunciator equipment can be provided in a location designated by the Deputy Chief of Fire Prevention. Remote annunciator panels shall be provided and located at the discretion of the Deputy Chief of Fire Prevention. The Deputy Chief of Fire Prevention may also require additional equipment signaling as necessary.
- c. Occupant Notification: Occupant notification using approved notification devices of a fire alarm condition must be provided for all occupancies where fire alarm systems are required. Means of initiation must be by manual and automatic means as approved by the Deputy Chief of Fire Prevention.
- d. The secondary power supply capacity for supervising station facilities and equipment shall be capable of supporting operations for a minimum of 60 hours.

9. PRIVATE OR NON-REQUIRED FIRE ALARM SYSTEMS

- a. Private properties with Fire Alarm Systems not required or approved by the Village of Tinley Park must accept responsibility for Fire Department accessibility to the property. When the Fire Department is called and responds to a fire alarm condition by a private alarm contractor or equipment, the responsibility of the Fire Department is to investigate the alarm. Entry may be made to determine the nature of the alarm.

Any damage incurred at the time of entry is the sole responsibility of the alarm owner.

- b. Fire Alarms (commercial or residential) which are not required by the Village shall register with the Fire Prevention Bureau. Licensed Alarm Contractors must provide the following information for new installations and any existing installations. If the information is not available through the contractor it is the property owners/tenants responsibility to provide the following:
 - Property owner/business owner's name.
 - Alarm location and type.
 - Emergency contacts – cell phone numbers and mailing address.
 - Licensed Contractor responsible for maintenance.
 - Any additional information as needed as determined by the Deputy Chief of Fire Prevention.

10. SMOKE DETECTOR AND ALARM SYSTEMS

- a. In addition to Occupant Use Groups (defined by the 2012 International Building Code) that require approved smoke/early warning detection systems, the following Use Groups/Occupancies must have approved early warning systems installed throughout the premises and in each sleeping unit. It shall be the responsibility of the owner of each new and existing occupied building of the following Use Groups, as defined in the International Building Code 2012, to install smoke detectors that are wired in series, powered by house current and with a battery back-up:
 - Residential Mixed Use
 - All Institutional Use Groups
 - Educational Facilities
 - Use Group R-1, residential
 - Use Group R-2, residential
 - Residential Care Facilities
 - Bed and Breakfast Occupancies
 - Daycare including Adult Day Care
- b. As required, all systems must comply with requirements of Section 709 of this code, System Connection to Central Station. It shall be the responsibility of the owner of each new and existing occupied building of use group R-2 (residential multi-family - as defined in the International Building Code 2012 (State of Illinois Smoke detector Act, 425ILCS60), use group R-3 residential one and two-family residences - as defined in the International Building Code 2012 (State of Illinois Smoke Detector Act, 425ILCS60), and all other single family and multiple-family housing units in the Village, to install smoke detectors that are wired in series and powered by house current with battery back-up in each unit and each sleeping area within a unit.
- c. All existing and occupied buildings covered by this Ordinance shall be placed in compliance with all the terms and provisions of this Ordinance no later than July 1, 1988; all buildings of new construction which are covered by this Ordinance and for which the first day of occupancy is after December 31, 1987, shall comply with all the terms and provisions of this Ordinance.

Delete Section F905.3 and exception of the International Fire Code 2012 and substitute therefore:

11. STANDPIPES

- a. Unless specified in the adopted codes and standards or otherwise approved by the Fire Code Official, manual wet Class I standpipe systems shall be required:
 - i. In all multi-story buildings regardless of construction type classification which exceed either two (2) stories above the lowest level of fire department vehicle access, or twenty-seven (27) feet above the lowest level of fire department vehicle access.
 - ii. The building is arranged/constructed to exceed one-hundred fifty feet (150') vertically and horizontally from any entrance to the most remote portion of the building. All standpipe systems shall be installed in accordance with all applicable provisions of the International Fire Code, 2012 and NFPA 14 Standards.
 - iii. All required standpipe systems shall be installed in accordance with NFPA standards and be capable of being reached within one-hundred fifty feet (150') from each hose outlet. The distance shall be measured along the normal path of unobstructed travel including vertical travel. Additional Class I standpipes outlets shall be installed adjacent to all exit discharge doors and required by the adopted code and as approved by the Fire Code Official.

Delete Sections F910.1 exception F910.2.1 of the International Fire Code 2012.

12. SMOKE AND HEAT REMOVAL

- a. Emergency heat and smoke venting shall be required for the following ICC Occupancy Use Groups:
 - i. ICC Factory Occupancy Use Group
 - ii. ICC High Hazard Occupancy Use Group
 - iii. ICC Storage Occupancy Use Group
 - iv. ICC Mercantile Occupancy Use Group, where buildings exceeding 20,000 square feet as defined in Section 706-B.4.
 - v. Any building exceeding 35 feet in height from the lowest Fire Department access or three stories ground level.
- b. Where Section 709.12.a applies, venting shall be required for roof attic areas of combustible construction.
- c. Venting may be accomplished by gravity and/or mechanical methods. All venting shall be designed in accordance with nationally recognized standards. All venting methods shall be approved by the Fire Prevention Bureau.
- d. In addition to Section F910.4 for compartmented areas, mechanical venting shall be based on the cubic square footage of exit components, an expected fire area, area(s) directly adjacent to an expected fire area as approved by the Fire Prevention Administrator.
- e. **Mechanical Venting Control Panel.** Manual controls shall be located at a designated panel and only be available to fire personnel. Location of controls shall be determined by the Fire Prevention Administrator.

- f. **Manual Controls.** Depending on equipment design, smoke and heat removal shall have control capabilities as detailed in Section F909.16.2.
- g. Venting requirements by gravity shall be a ratio of 1:200 for all occupancies except use groups F, S, and H which shall be a minimum of 1:100, unless otherwise specified in the ICC International Building Code 2012.
- h. Where required smoke and heat vents shall be installed in the roofs of one story buildings or portions thereof occupied for the uses set forth:
 - i. Building and portions thereof used as Group F, H, and S regardless of size.
 - ii. Buildings and portions thereof used in Group M exceeding a total area of 20,000 square feet as defined in Section 706 B 4 of the Tinley Park Comprehensive Building Code.
 - iii. Any building of any use group except R-3 exceeding 35 feet in height from the lowest Fire Department access or three stories above ground level.
 - iv. Where Section 912 of this code applies, smoke venting is required for any combustible roof (attic) area for any use group except R-3.
 - v. Smoke and heat vents shall be listed and labeled to indicate compliance with U.L. 793. Gravity venting requirements for all use groups shall have 1:200 ratio.
 - vi. EXCEPTION:
See Table F910.3 for Groups F, S, and H. If a an occupancy use group is not indicated it shall have a minimum 1:100 ratio

SECTION 708-MEANS OF EGRESS

Add the following to Section F1006.3.1.2 of the International Fire Code 2012:

1. All circuit breakers or approved means of disconnect utilized for emergency lighting or other emergency egress components shall be labeled using approved methods.

Add the following to Section F1006.3.1.3 of the International Fire Code 2012 and substitute therefore:

2. For new construction, an on-site generator shall be the source of the exit and emergency lighting system for all new occupancies where the construction of said structure exceed more the four (4) stories above grade. Generators designated as the source of emergency lighting shall be installed in an approved weather-proof type enclosure.

Delete Section F1011.3 of the International Fire Code 2012 and substitute therefore:

3. Exit signs shall be internally or externally illuminated. Installation of all new and replacement internally illuminated, one hundred and twenty (120) volt and totally self-contained battery operated installations of required exit sign devices shall be of LED type fixtures. All circuits breakers utilized for exit signs or other emergency egress components must be labeled using approved methods.

Delete Section F1024.1 of the International Fire Code 2012 and substitute therefore:

4. For new construction, approved luminous egress path markings delineating the exit path shall be provided in buildings greater than four stories above grade and greater than one story below ground for all occupancies.

SECTION 709-CONSTRUCTION REQUIREMENTS FOR EXISTING BUILDINGS

Delete Sections F1103.5 -F1103.6, F1103.7 – F1103.7.7, F1104.3 -F1104.4 of the International Fire Code 2012.

SECTIONS 710-722

RESERVED

SECTION 723-SELF SERVICE GAS STATION

See Illinois Administrative Code Section 170.150, Self-Service – No Self-Service without a Permit; Procedures and Regulations should be referenced for requirements.

The following requirements are in addition to the requirements of Chapter 23 of the Adopted 2012 International Fire Code. Any conflicts in code language shall be resolved as specified in Section 701.2.a of the VoTP amended code.

Delete Section F2304.1 of the International Fire Code 2012 and substitute therefore:

1. **Supervision of dispensing:** the dispensing of fuel at motor fuel-dispensing facilities shall be conducted by a qualified attendant or shall be under the supervision of a qualified attendant at all times in accordance with F2304.3. Service station attendant must have a clear and unobstructed view of self-service pumps and must have an approved means to communicate at all service islands.
2. **Attendant Location:** Service station attendant must have a clear and unobstructed view of self-service pumps and must have an approved means to communicate at all service islands.

Add Section F2305.2.4.1 of the International Fire Code 2012:

3. **Emergency Disconnect switches.** Switches as required in Section 2302.2 must be installed in a visible and accessible location on the outside and inside of the building. The interior location of the disconnect switch must be located in at the service counter within reach of the attendant.

Delete Section F2305.5 of the International Fire Code 2012 and substitute therefore:

4. Approved portable fire extinguishers complying with Section 906 shall be provided, located and installed in the following locations. All fire extinguisher locations must be plainly marked using approved signs or stencils. Minimum height of letters, numerals or symbols should be no less than 1 inch.
 - a. 2-A:20-B:C sized extinguisher shall be provided at each service island.
 - b. 4-A:60-B:C sized extinguisher shall be provided at the attendant control station.
 - c. 4-A:60-B:C sized extinguisher shall be provided adjacent to the emergency shut-off switch installed on the exterior of the building.

Delete Section F2305.6 of the International Fire Code 2012 and substitute therefore:

5. **Warning signs:** Warning signs using one-inch letters shall be conspicuously posted at each service island within sight of each dispenser/service island in the fuel-dispensing area and shall state the following:
- No Smoking.
 - Shut off motor
 - Discharge your static electricity before fueling by touching a metal surface away from the nozzle.
 - To prevent static charge, do not reenter your vehicle while gasoline is pumping.
 - If a fire starts, do not remove nozzle-back away immediately
 - It is unlawful and dangerous to dispense gasoline into unapproved containers.
 - It is unlawful and dangerous to dispense gasoline without attendant on duty.
 - No filling of portable containers in or on a motor vehicle. Place container on ground before filling.

SECTIONS 724 – 749:RESERVED

SECTION 750-HAZARDOUS MATERIALS

The following requirements are in addition to the requirements of Chapter 50 of the Adopted 2012 International Fire Code. Any conflicts in code language shall be resolved as specified in Section 701.2.a of the VoTP amended code.

1. ROUTING

- The purpose of this section is to establish hazardous material transportation routes within the Village of Tinley Park which will enable those who transport hazardous materials to and from locations within the Village to do so in compliance with the requirements as they may from time to time be amended which are hereby incorporated herein as if enacted by the President and Board of Trustees of the Village of Tinley Park.
- Hazardous materials access route. As used herein, the phrase "hazardous material access route" shall mean any street which has been designated pursuant to this section for the purpose of providing vehicular access from the primary hazardous material route to locations within the Village of Tinley Park where hazardous materials are used, produced, or stored.
- Primary hazardous materials route. As used herein, the phrase "primary hazardous materials route" shall mean when signs are posted giving notice thereof, the system of streets composed of the following:

STREET	FROM	TO
Duvan Drive	175th Street	Harlem Avenue
Oak Park Avenue	159th Street	Harlem Avenue
Harlem Avenue	159th Street	Vollmer Road
183rd Street	Ridgeland Avenue	LaGrange Road
175th Street	Route 45	Central Avenue

94th Avenue	183rd Street	171st Street
171st Street	Route 45	Oak Park Avenue
159th Street	8800 West	6600 West
80th Avenue	159 th Street	St Francis Road
Route 45	171 st Street	Interstate 80
Oak Forest Avenue	167 th Street	South Street
Ridgeland Avenue	Vollmer Road	Oak Forest Avenue
167th Street	8800 West	Oak Forest Avenue
Interstate 80	Route 45	Interstate 57

2. GENERAL PROHIBITIONS

- a. Every person who uses, produces, or stores hazardous materials at a location within the Village of Tinley Park, shall request from the Fire Prevention a hazardous materials access route to and from such location.
- b. Every motor vehicle which displays or is required to display a hazardous materials placard, shall be operated within the Village only on the primary hazardous material route or upon a hazardous material access route established pursuant to the provisions of this section.
- c. Every operator of a motor vehicle which displays or is required to display a hazardous material placard, who does not know the primary hazardous material route of the Village of Tinley Park, or the hazardous material access route to and from the location in the Village from which he is coming or to which he is destined, shall request directions concerning said routes from the Tinley Park Fire Prevention Bureau, before operating said vehicle in the Village of Tinley Park.
- d. No motor vehicle which displays or is required to display a hazardous material placard shall be operated on any street within the Village of Tinley Park unless such vehicle is coming from or destined for a location within the Village of Tinley Park. Over night parking should be prohibited unless delivery to company receiving goods has been made and said parking is at the site of the delivery.
- e. Exceptions. The following types of vehicles are exempt from the provisions of this section:
 - i. Placarded vehicles making residential deliveries of home heating fuel.
 - ii. Placarded vehicles making residential deliveries of medical supplies.
 - iii. For purposes of picking up or delivering non-hazardous materials at a location within the Village which is not required under the provisions of this section to request a hazardous materials access route. placarded vehicle may use the most direct route to and close as possible to said location on the primary hazardous materials transportation route or a hazardous materials access route assigned to a business in the vicinity of said location.

3. PROCEDURE FOR ASSIGNING A HAZARDOUS MATERIAL ACCESS ROUTE

- a. Any person who uses, produces, or stores hazardous materials at a location within the Village shall be assigned a hazardous materials transportation route after he has submitted a request for such a report to the Tinley Park Fire Prevention Bureau on a form provided by the Fire Prevention Bureau. Upon receipt of such a request, the

Fire Prevention Bureau shall assign to such person, a route which in the judgment of the Fire Prevention Bureau and all other interested Departments, is consistent with and implements the purpose of this section. Temporary routes may be approved when deemed necessary by the Tinley Park Fire Prevention Bureau.

4. PENALTY FOR VIOLATING THIS SECTION

- a. Any person who violates any provision of this section shall upon conviction be subject to a fine of no less than one-hundred dollars (\$100.00) and no more than seven hundred fifty dollars (\$750.00).
- b. Any person who uses, produces, or stores hazardous materials and who fails to request a hazardous materials access route, shall be deemed in violation of this division for each and every day after the effective date of this section during which such person was engaged in such use, production, or storage, until such time as he submits such a request to the Fire Prevention Bureau. Each day that such a person is deemed in violation of this section shall constitute a separate offense which upon conviction shall subject the person to a fine of no less than one hundred dollars (\$100.00) and no more than seven hundred fifty dollars (\$750.00).
- c. Any operator of a motor vehicle which is required to display a hazardous materials placard who violates any provision of this division while operating said vehicle without said placard properly displayed, shall, upon conviction be subject to a fine of no less than One Hundred dollars (\$100.00) and no more than Seven Hundred Fifty dollars (\$750.00). *Delete Section F5003.3.1.4 of the International Fire Code 2012 and substitute therefore*

5. DISCHARGE EMERGENCIES

- a. Declaration of nuisance: The actual or threatened discharge of hazardous materials within the Village of Tinley Park is hereby declared a nuisance.
- b. Liability for abatement of nuisance (Spiller Pays): Any person who owns, leases, operates, or controls any facility, equipment, or vehicles from which a discharge of hazardous materials has occurred or is threatened to occur, shall be liable to the Village for any expenses incurred by the Village in connection with preventing, cleaning up, or disposing of or attempting to prevent, clean up, or dispose of any such discharge or threatened discharge.

6. DISPOSAL

- a. Definitions. Unless the context otherwise clearly requires, as used in this section:
 - i. Prohibition: It shall be unlawful for any person to dispose of hazardous materials within the Village of Tinley Park unless such disposal is conducted in accordance with applicable state and federal and Village of Tinley Park, and Metropolitan Water Reclamation District rules and regulations and regulations pertaining to the disposal of such materials.
 - ii. Declaration of nuisance: The unlawful disposal of hazardous material within the Village of Tinley Park is hereby declared a nuisance.
 - iii. Liability for abatement of nuisance: Any person who engages in the unlawful disposal of hazardous Materials shall be liable to the Village for

any and all expenses incurred by the Village of Tinley Park in connection with cleaning up and lawfully disposing of said materials.

- iv. Penalties and fines: In addition to the liability imposed by the preceding section, any person who unlawfully disposes of hazardous material within the Village of Tinley Park shall upon conviction, be subject to a fine of no less than One Hundred dollars (\$100.00) and no more than Seven Hundred Fifty dollars (\$750.00).

7. RIGHT TO KNOW

- a. Definitions: Unless the context otherwise clearly requires, as used in this section:
 - i. Hazardous material means a substance or material in a quantity and form determined by the United States Department of Transportation, Metropolitan Water Reclamation District to be capable of posing an unreasonable risk to health and safety or property.
 - ii. Person means any natural person or individual, governmental body, firm, association, partnership, co-partnership, joint venture, company, corporation, joint stock company, trust, estate, or any other legal entity, or their legal representative, agent, or assigns.
- b. References
 - i. The Code of Federal Regulations, 29, C.F.R. 1910.1000 through 29 C.F.R. 2920.2500, inclusive.
 - ii. The Illinois Revised Statutes, Chapter 48, Paragraph 2515.
 - iii. The United States Department of Health and Human Services, Public Health Service National Toxicology Program, Second Annual Report on Carcinogens - December, 1981 and its periodic updates.
 - iv. A list of toxic substances promulgated by the Director of the Illinois Department of Labor pursuant to Illinois Revised Statutes, Chapter 48, Paragraphs 2503 and 2504. (Ordinance. No.1986-118-, 6-2-86)

8. DISCLOSURE REQUIREMENTS

Every person who used, produces, or stores hazardous materials or toxic substances at a location within the Village, shall provide the Fire Department of the Village with all information concerning the use, production, and storage of such materials which such a person is required to provide a local Fire Department under all governing laws and regulations enacted or promulgated from time to time by either the State of Illinois or the United States of America and Departments thereof.

9. PENALTIES

Any person who violates the provisions of this section shall upon conviction be subject to a fine of no less than One Hundred dollars (\$100.00) and no more than Seven Hundred Fifty dollars (\$750.00).

Each day that a person is deemed in violation of this section shall constitute a separate offense which upon conviction shall subject the person to a fine of no less than One

Hundred dollars (\$100.00) and no more than Seven Hundred Fifty dollars (\$750.00) for each offense.

10. **STORAGE**

- a. Every person who stores hazardous materials at any location within the Village of Tinley Park shall store such material in accordance with the requirements established for such storage by the Fire Prevention Code of the Village of Tinley Park.

SECTIONS 751-755 RESERVED

SECTION 756-FIREWORKS AND EXPLOSIVES

The following requirements are in addition to the requirements of Chapter 56, Explosives and Fireworks, Sections 5608 and 5609 of the Adopted 2012 International Fire Code. Any conflicts in code language shall be resolved as specified in Section 701.2.a of the VoTP amended code.

1. **DEFINITIONS**

- a. "STATE ACTS." For purposes of this Chapter, the term State Acts shall be used to collectively refer to the Fireworks Use Act (425 ILCS 35/0.01 et seq.) and Pyrotechnic Distributor and Operator Licensing Act (225 ILCS 227/1 et seq.)."

2. **UNLAWFUL TO SELL, POSSESS OR USE EXCEPTIONS**

- a. Except as otherwise provided herein, it shall be unlawful for any person, firm, co-partnership, corporation, or other entity to possess, sell at retail, offer for sale, store, use, manufacture, set-off or explode any fireworks, as defined above, and including display fireworks, flame effects, or consumer fireworks, as those terms are defined in the Fireworks Use Act (425 ILCS 35/0.01), in the Village at any time, or to allow any such acts on property owned by that person, firm, co-partnership, corporation or other entity within the Village. Where the definition of fireworks set forth above in this Section is more restrictive than the definitions set forth in the State Acts, the definition in this Section shall control.
- b. The Chief of the Fire Department shall have the right to issue a permit for pyrotechnic displays of fireworks, provided the applicant for such a permit complies with the regulations established for the issuance of such a permit.
- c. Nothing contained in this Section shall be construed to prohibit the use of fireworks by railroads, public utilities, public and private carriers, or other transportation agencies, for signal purposes or illumination, or the sale or use of blank cartridges for show or theater, for signal or ceremonial purposes in athletics or sports, or for use by veteran or military organizations.
- d. The fire official shall seize, take, remove, or cause to be removed at the expense of the owner, all stocks of fireworks possessed, offered or exposed for display or sale which are stored or held in violations of this Section.

3. **PERMITTED PYROTECHNIC DISPLAYS**

- a. Permit Required for Pyrotechnic Displays. Pyrotechnic displays of fireworks, as such displays are defined herein and in the State Acts, may take place within the Village only with a permit issued by the Village in compliance with this Chapter, the State Acts, and other applicable State and local regulations.
- b. Pyrotechnic Display Applications. An application for a pyrotechnic display permit must be submitted to the Village Clerk in writing by a person eighteen (18) years old or older at least fifteen (15) days in advance of the date of the planned pyrotechnic display, unless such 15-day requirement is waived by the Chief of the Fire Department. The application must identify the lead pyrotechnic operator and pyrotechnic distributor, as those terms are defined in the State Acts. The application must contain, and any permit issued shall be subject to, an undertaking by the pyrotechnic operator and sponsoring organization to indemnify and hold harmless the Village and its officers, employees and agents from and against any and all liability in any way arising out of or resulting from the pyrotechnic display. In addition, no permit for a pyrotechnic display shall issue without:
 - i. Payment of a fee in the amount of \$500. Units of local government, whose jurisdiction includes a portion of the Village of Tinley Park shall be exempt from the payment of such fee. The State and Counties are not considered to be units of local government for purposes of this exemption.
 - ii. A certificate of insurance indicating that the applicant has general liability insurance covering bodily injury, property damage, and other claims related to the pyrotechnic display in a sum not less than \$1,000,000 with an insurer licensed to do business in the State of Illinois. The insurance coverage shall be an occurrence-based policy, and shall cover all periods of time when pyrotechnic materials are in the insured's actual and constructive possession. The certificate of insurance shall name the Village and its officers, employees and agents as additional insured. In addition, the certificate shall explicitly state on its face that the general liability coverage includes coverage relative to firework displays and that the policies shall remain in effect for at least 30 days after the firing;
 - iii. Verification that the lead pyrotechnic operator and distributor listed in the application possess valid State pyrotechnic operator and distributor licenses;
 - iv. Verification that all pyrotechnic assistants will be at least 18 years of age at the time of the display;
 - v. An inspection of the site by the Chief of the Fire Department or his designee and submission by the Chief or his designee of his written determination, that the display shall not be hazardous to property or endanger any person or persons and that the display can be performed in full compliance with applicable State and local regulations and the rules adopted by the State Fire Marshal.
 - vi. Submission of a cash bond to the Village in the amount of \$1,000 conditioned on compliance with all Village codes and ordinances.
 - vii. The submission to the Fire Department of sufficient information so that the Fire Department may file records relative to the pyrotechnic display with the State Fire Marshal's office.

4. **PERMIT ISSUANCE**

- a. Permit Issuance. A permit may issue upon compliance with the above requirements. Permits shall be signed by the Chief of the Fire Department or his designee, and shall identify the lead pyrotechnic operator. Upon issuance, the possession, sale, storage, use or distribution of fireworks for such a display shall be lawful for the purpose of conducting the permitted display only. Permits issued pursuant to this Section are non-transferable to another person or entity.

5. **CONDUCT OF PERMITTED PYROTECHNIC DISPLAYS.**

- a. A permitted pyrotechnic display of fireworks must be conducted in accordance with the following requirements and conditions:
 - i. The lead pyrotechnic operator of a display must have a copy of the display permit in his possession at all times during the preparation for, conduct of, and clean-up following a pyrotechnic display.
 - ii. Due to the hazardous nature of materials involved, no fireworks shall be stored on location prior to set up and show time.
 - iii. Pyrotechnic assistants setting up and shooting the fireworks display should be 18 years of age or older and be experienced and professional shooters.
 - iv. Sufficient security should be provided to keep all persons except company employees and authorized Village officials a minimum of 500 feet from the display during set up and firing or a minimum distance indicated by NFPA 1123 Code for Fireworks Display, whichever is greater.
 - v. The pyrotechnic distributor of the fireworks should have a current Illinois permit number.
 - vi. There shall be no trees, utility poles, or any type of obstruction within 50 feet of the firing range. The firing range shall be no less than 200 feet from railroads, highways, or general public or other structures, nor 600 feet from any hospital, asylum, or infirmary.
 - vii. The grass must be wetted down around the mortar eight hours before firing. This requirement may be waived by the Fire Chief or his designee if weather conditions warrant.
 - viii. The Fire Department shall be at the sight of the firing with equipment and manpower as necessary.
 - ix. In-ground mortars for launching pyrotechnics are prohibited.
 - x. The lead pyrotechnic operator, loaders, shooters and other pyrotechnic assistants shall wear tight-fitting noncombustible clothing and shall not have been under the influence of alcoholic beverages, drugs, or controlled substances for 12 hours before firing.
 - xi. No firing shall take place if the wind is at 20 miles an hour or above.
 - xii. All pyrotechnic displays indoor or outdoor shall be electronically ignited.
 - xiii. The pyrotechnic operator of the display and pyrotechnic distributor of the pyrotechnics used therein shall be responsible for the recovery of fireworks (aerial displays that did not fire).
 1. Recovery or the search for un-fired displays shall start immediately or, at a minimum, at sunrise.

2. The area of a misfired shell shall be guarded by the pyrotechnic operator at their cost from the time of the misfiring until the discovery of the shell.
 3. The cost of recovering the shell shall be borne by the pyrotechnic distributor.
- b. The pyrotechnic display must be conducted in full compliance with NFPA Standard 1126, Standard for Use of Pyrotechnics Before a Proximate Audience, 2006 Edition, which is incorporated herein by reference, to the extent the Standard is applicable to the specific display. Three copies of the Standard have been placed on file with the Village Clerk.
- c. The pyrotechnic display must be conducted in full compliance with NFPA Standard 1123, Code for Fireworks Display, 2006 Edition, which is incorporated herein by reference, to the extent the Standard is applicable to the specific display. Three copies of the Standard have been placed on file with the Village Clerk.
- d. The pyrotechnic display must be conducted in full compliance with and in compliance with NFPA Standard 160, Standard for Use of Flame Effects before an Audience, 2014 Edition, which is incorporated herein by reference, to the extent the Standard is applicable to the specific display. Three copies of the Standard have been placed on file with the Village Clerk.

6. FLAME EFFECTS, SPECIAL EFFECTS FIREWORKS; PERMITS

- a. Displays of flame effects or special effects fireworks, as those terms are defined in the State Acts, by professionals in conjunction with theatrical, musical, or other productions, are subject to the same permitting requirements as pyrotechnic displays above, and are permitted only upon issuance of such permit. Conduct of such displays must comply with applicable NFPA Standards, including, but not limited to, NFPA Standard 160, Standard for Use of Flame Effects before an Audience, 2014 Edition, and are subject to any additional conditions imposed by the Chief of the Fire Department that in his estimation are necessary for the public health, welfare and safety, and must be in strict conformance with State and local regulations.

7. STORAGE

- a. The storage of explosives and blasting agents within the Village is prohibited, with the exception of fireworks to be used for a permitted pyrotechnic display within 24 hours when such fireworks are stored in compliance with federal and State law and local regulations.

SECTION 757-FLAMMABLE LIQUIDS

The following requirements are in addition to the requirements of Chapter 57, Flammable and Combustible Liquids of the Adopted 2012 International Fire Code. Any conflicts in code language shall be resolved as specified in Section 701.2.a of the VoTP amended code.

I. GENERAL REQUIREMENTS

- a. The storage of flammable liquids in outside above-ground tanks is prohibited. New bulk plants for the manufacture, use or storage of flammable or combustible liquids are prohibited. Bulk storage of liquefied petroleum gas is prohibited
 - b. Bulk storage is hereby defined as a total of over one thousand (1,000) U.S. gallons capacity in any container or containers of liquefied petroleum gas or propane is prohibited. Notwithstanding the foregoing, the above ground storage of gasoline or fuel oil may be allowed when approved by a special use permit, provided said above ground storage meets the following requirements. Liquefied petroleum gas or propane is prohibited.
 - c. EXCEPTION: Above ground storage of flammable or combustible liquids is not allowed except when approved by a special use permit meeting the following requirements:
 - i. A limit of one (1) tank, no larger than 2,000 U.S. Gallons.
 - ii. Cannot be located within 1,000 feet of residential property.
 - iii. Tank and dispensing equipment must meet all NFPA standard requirements and must have U.L. Underwriters) or Factory Mutual approval.
 - iv. Meet all requirements of Illinois State Fire Marshal.
 - v. Storage is prohibited inside any building.
 - vi. Leak containment must be 110% of the tank volume and must include any underground piping.
 - vii. Unprotected steel or fiberglass tanks are prohibited.
 - viii. A two (2) hour fire rated construction is required for tank construction to protect from exposure fires.
 - ix. Approved leak detection must be provided.
 - x. Spill containment must be provided.
 - xi. Approved protection will be provided around the tank to insure against damage from motor vehicles.
 - xii. Ordinary combustibles, i.e. wood, paper, cloth, trash, etc. must be kept a maximum of 20 (feet) away from all tank storage.
 - xiii. Approved only for storage of gasoline or fuel oil.
2. All Articles in the National Fire Protection Association's National Fire Code pertaining to flammable liquids (NFPA 30, Flammable and Combustible Liquids Code) other than the above shall be complied with.

CHAPTER VIII

PROPERTY MAINTENANCE CODE

Section 800: Deletions and Amendments The following deletions and amendments to the 2012 International Property Maintenance Code shall be incorporated into this chapter.

Section 101.1 Title. Amend this section to read as follows: These regulations shall be known as the Property Maintenance Code of the Village of Tinley Park, hereinafter referred to as "this code".

Section 102.3 Application of other codes. Amend this section to read as follows: Repairs, additions or alterations to a structure, or changes of occupancy, shall be done in accordance with the procedures and provisions of the adopted ICC Codes 2012 as indicated in the Tinley Park Building Code as amended. Nothing in this code shall be construed to cancel, modify or set aside any provisions of the Tinley Park Zoning Codes.

Section 111.1 Application for appeal: Delete this section and refer to Section 100.L of the Chapter I of this Code.

Section 111.8 Stays of enforcement. Amend as follows: Appeals of notice and orders (other than Imminent Danger notices) shall stay the enforcement of the notice and order until the appeal is heard by the Building Committee.

Section 201.3 Terms defined in other codes. Amend as follows: Where terms are not defined in this code and are defined in the adopted Tinley Park Comprehensive Building Code as amended, such terms shall have the meanings ascribed to them as in those codes.

Section 302.4 Weeds. Amend as follows: All premises and exterior property shall be maintained free from weeds or plant growth in excess of eight (8) inches. All noxious weeds shall be prohibited. Weeds shall be defined as all grasses, annual plants and vegetation, other than trees or shrubs provided; however, this term shall not include cultivated flowers and gardens. Each notice of violation shall be valid for entire calendar year.

Section 304.7 Roofs and drainage. Amend as follows: The roof and flashing shall be sound, tight and not have defects that admit rain. Roof drainage shall be adequate to prevent dampness or deterioration in the walls or interior portion of the structure. Roof drains, gutters and downspouts shall be maintained in good repair and free from obstructions. Roof water shall not be discharged in a manner that creates a public nuisance and the discharge hose must be at least five (5) feet away from all property lines. Sump pump discharges must be directed to the rear of the property and must be at least ten (10) feet from property lines.

Section 304.14 Insect Screens. Amend as follows: During the period from April 15th to October 15th, every door, window and other outside opening required for ventilation of habitable rooms, food preparation areas, food service areas or any areas where products to be included or utilized in food for human consumption are processed, manufactured, packaged or stored shall be supplied with approved tightly fitting screens of not less than sixteen (16) mesh per inch, and every screen door used for insect control shall have self-closing devices in good working condition.

Exception: Screens shall not be required where other approved means, such as air curtains or insect repellent fans are employed.

Section 602.3 Heat Supply. Amend as follows (not including exceptions): Every owner and operator of any building who rents, leases, or lets one or more dwelling units or sleeping units on terms, either expressed or implied, to furnish heat to the occupants thereof, shall supply the use of a heat during the period from September 1st to May 15th to maintain a temperature of not less than 68 degrees F in all habitable rooms, bathrooms and toilet rooms.

Section 602.4 Occupiable work spaces. Amend as follows: Indoor occupiable work spaces shall be supplied with heat during the period from September 1st to May 15th to maintain a temperature of not less than 65 degrees F during the period the spaces are occupied.

Section 603.1 Mechanical appliances. Amend as follows: All mechanical appliances, solid fuel-burning appliances, cooking appliances, cooling appliances, refrigeration appliances, freezing appliances and water heating appliances shall be properly installed and maintained in a safe working condition, and shall be capable of performing the intended functions.

Section 801- Parking Lot and Private Commercial Roadways.

It is the intent of this Section to provide a uniform guideline for the maintenance of, and subsequent submittal requirements for permits for the maintenance of, existing and future private and public parking lots and private roadways in the Village and for resurfacing and reconstruction.

Definitions:

- A. Parking Area: The parking area is to be defined as the pavement required for the number of parking stalls needed to accommodate the business customers and employees of the owners/tenants served by said parking lots as determined by Village ordinance and/or as determined and installed by the owner thereof, whichever is greater. The parking area covers striping, signage, lighting, drainage, and the ingress/egress areas to the business. The parking area also includes delivery and loading dock pavement. Related landscaped areas are also included.
- B. Street, Private: Any right of way or area set aside to provide vehicular

access within a development that is not dedicated or intended to be dedicated by the Village and is also not maintained by the Village.

- C. Application: The parking area shall be inspected and evaluated in unison with the property owner. After inspection, if the following items are determined to exist the owner will be notified in writing of the deficiencies.

- 1) When the pavement begins to fail (i.e., potholes, severe settlement or heaving, tripping hazards, asphalt failure due to sub-base failure, severe cracking) as determined by the Code Compliance Officer or Department of Public Works.
- 2) When the pavement condition presents a hazard to vehicular and/or pedestrian traffic.
- 3) When curb and gutter and utility structures have failed.
- 4) When the striping and signage become unrecognizable or does not meet current standards.
- 5) When there is a change in use, or additions are being made.
- 6) When sidewalks become out of repair or dangerous (e.g. a difference in inches between any two adjacent slabs).
- 7) All pavements are to meet the minimum requirements of the Village of Tinley Park Development Ordinance, the IDOT Standard Specifications for Road and Bridge Construction, the International Property Maintenance Code, and the Illinois Accessibility Code, current editions.

- D. Enforcement: After an inspection of the property deficiencies, a written notice of the deficiencies will be provided to the property owner for response.

- E. Application/Submittal for Permit.
A copy of the original approved design plans should be used for reference, where practical. The plan submittals are to delineate the proposed improvements including repair strategy, extent of repairs or modifications, and location. Four copies of the repair plans are to be submitted for review and comments, including a cost estimate.

- F. Repairs

1) Pavement

- a) When pavement removal has been determined to be necessary (i.e.: severe alligatoring, potholes, etc.), the pavement is to be repaired in accordance with the

Village Development Ordinance and the IDOT standard Specifications for Road and Bridge Construction. Section 440 Pavement Rehabilitation, current editions. The pavement shall be neatly saw cut before removal. The asphalt is to be removed and replaced with the required pavement cross-section. Should the sub-base be determined to be unstable, a proof roll may be required to determine the scope of repairs. If the sub-base is determined to be failing after the asphalt has been removed, then the appropriate repairs will be required.

- b) All patching areas will be re-graded and compacted. The saw cut asphalt edges require prime before the asphalt is replaced. For areas where the complete asphalt surface has been removed, aggregate prime coat shall be installed per the current specifications.
- c) All necessary milling to maintain drainage is to be shown in plan.
- d) Milling is required around any structure that is not to be adjusted or repaired.
- e) Milling is required where asphalt surface meets concrete surfaces.
- f) Milling is required along all B-6.12 type curbs. Asphalt overlays within gutters are not permitted without Village approval.
- g) Milling is required along all "B" type curb if the height of the curb shall be 3 inches or less after the overlay.
- h) Milling of large cracks and sealing, the use of geo-textile fabric for alligatored areas and longitudinal cracks may be considered by the Village Engineer for less severe failures.
- i) A butt joint is required where existing pavement meets new pavement.
- j) Pavement area shall be mechanically swept clean before prime coat is applied at the required application rate. Apply prime, in advance of paving, following the Village of Tinley Park and IDOT specifications, current editions. The use of aggregate (sand) for prime is recommended if traffic will be allowed through the construction area.
- k) A geotechnical engineer is recommended to be present for all paving operations to verify that the proper compaction is being obtained. Paving is to be installed per the Village of Tinley Park and IDOT specifications, current editions.
 - 1) Concrete pavement shall be patched in accordance to the IDOT Standard Specifications for Road and Bridge Construction, Section 442 Pavement Patching, current edition.

- 2) Manhole Structures (storm, sanitary, water)
 - a) All structures in the paved areas shall be reconstructed as necessary to maintain planned drainage and integrity of the structure.
 - b) Broken or deteriorated adjusting rings shall be replaced. Two (2) adjusting rings totaling eight (8) inches maximum is required. Adjusting rings shall be of a recycled rubber material.
 - c) All broken castings and lids shall be replaced.
 - d) Adjustments to any valve vaults or sanitary sewer structures shall obtain the approval of the Public Works Department.
 - e) Use of frame insets shall be permitted.
 - f) Structures and manhole lids shall be cleaned after paving.
- 3) Curb and sidewalks
 - a) All curb that is broken, not allowing proper drainage, missing, or creates a trip hazard is to be replaced.
 - b) All sidewalk that is broken, missing, or creates a trip hazard shall be replaced.
 - c) Spalled or deteriorated sidewalk shall be replaced when it fails to meet the 2012 edition of the International Property Maintenance Code
 - d) Curb and sidewalk shall be replaced in accordance to the current Village Standards.
- 4) Lighting
 - a) Lighting shall be verified after reconstruction of the parking lot to assure that damage has not occurred.
- 5) Signage and Striping
 - a) Signage and Striping shall be updated to the current standards.
 - b) The originally approved striping plans, including the required amount of handicapped parking stalls as specified by Chapter 11 of

the 2012 edition of the ICC International Building Code, current edition of the Illinois Accessibility Code and the ADA, shall be used unless current standards require changes. Any changes to the plan not otherwise required by the Village shall be approved by the Building Department.

- c) Handicapped parking spaces and signs shall comply with Chapter 11 of the 2012 edition of the ICC International Building Code and current edition of the Illinois Accessibility Code.
 - d) Two (2) coats of paint are required for re-stripping applications.
 - e) All signposts shall conform to the current Village codes and/or standards and shall be plumb and securely embedded into the pavement.
 - f) All sign panels missing, illegible or lacking reflectivity shall be replaced to meet the current Village codes and/or standards.
- 6) Grading within the parking lot (islands)
- a) All areas within the parking lot shall be graded to drain, and settled areas filled in.
 - b) Plans for any alterations to the existing parking lot islands shall be submitted for approval.
- 7) Traffic Control
- a) It is the responsibility of the permit applicant to provide advance warning and safe access to the adjacent businesses during construction.
 - b) Proper notification shall be provided prior to the start of construction.
 - c) The construction area shall be properly barricaded, and any required informational signs shall be provided and maintained.
 - d) The storage of equipment and construction material shall be confined to areas that are well lit and properly barricaded. At no time shall the area block drainage areas, fire hydrants, fire lanes, or entrance/exits.

Section 802 Motor vehicles. Except as provided for in other regulations, no inoperative, unlicensed or unregistered motor vehicle shall be parked, kept or stored on any premises, and no

vehicle shall at any time be in a state of major disassembly, disrepair, or in the process of being stripped or dismantled. Painting of vehicles is prohibited unless conducted inside an approved spray booth.

Exception: A vehicle of any type is permitted to undergo major overhaul, including body work, provided that such work is performed inside a structure or similarly enclosed area designed and approved for such purposes.

Section 803 Motor vehicle parking. No motor vehicle shall be parked on any lot unless parked on a concrete or asphalt driveway.

Section 804 Size of dumpsters/containers. All dumpsters/containers shall be of sufficient size to accommodate all garbage and disposable items generated by the premises they serve for a minimum of one (1) pickup per week. If in the judgment of the Code Compliance Officer, the accumulation of garbage and disposable trash is consistently greater than the capacity of the provided dumpster/container, the Code Compliance Officer shall direct the responsible person to increase the size of the dumpster/container or increase the number of pick ups per week. Failure to comply shall be a violation of this code and result in the fines and penalties as prescribed by code.

Section 805 Dumpster Storage Areas. All outdoor dumpster/container collection and storage areas shall be completely obscured from surrounding property by a solid screen six (6) feet in height constructed of masonry, wood, plastic, or material approved by the Code Compliance Officer and the dumpster/container must be set on a surface of concrete or asphalt. All existing storage areas not screened in accordance with this code shall comply within one (1) year of this code or within 6 months of notification by the code official. Any screened areas in a damaged condition, must be repaired within 14 days of such notification by the Code Compliance Officer. Failure to obtain an extension to make repairs after the 14 days shall require the area to conform to this code. Construction dumpsters stored on site for a temporary period not exceeding 60 days need not conform to this code.

Section 806 Infestation. All structures shall be kept free from insect and rodent infestation. All structures in which insects or rodents are found shall be promptly exterminated by approved processes (by a licensed qualified contractor) that will not be injurious to human health. After extermination, proper precautions shall be taken to prevent re-infestation. A copy of the most recent exterminator's report is required, as proof of service.

Section 807 Proof of Extermination

The owner of any rental unit shall provide proof that the unit had been exterminated prior to tenant occupying unit, if requested.

Section 808 Overcrowding

The number of persons occupying a dwelling unit shall not create conditions that, in the opinion of the Building Official, endanger the life, safety or welfare of the occupants.

Section 809 Area for sleeping purposes: Only rooms designated as bedrooms may be occupied for sleeping purposes and/or considered to be rooms occupied for sleeping purposes. Every room occupied for sleeping purposes (bedroom) shall contain at least fifty (50) square feet of floor area for each occupant thereof.

Section 810 Boarding Standards All boarding sheets shall be painted an approved color. The maximum time for any boarding shall be eight (8) weeks.

Appendix A (Boarding Standards) shall be considered part of this code.

CHAPTER IX - MAINTENANCE OF PUBLIC STREETS AND RIGHT-OF-WAYS

SECTION 900 – CLEANING OF STREETS

A. General

The current adopted Village of Tinley Park Code of Ordinances is hereby incorporated into this Code, and is as effective and binding as if fully set forth herein.

SECTION 901 – STREET & ALLEY LITTERING

All streets and alleys adjoining the construction site shall be kept clean and free of all mud, waste, and debris caused by construction operations. Such materials shall be removed from the public way immediately.

SECTION 902 - RESPONSIBILITY

The applicant to whom a building permit has been issued shall be responsible for policing all streets and alleys adjoining the site of his operations and he shall be liable for any fines or penalties relating to Sections 900, 901, 903 and 904.

SECTION 903 – SPOIL PILES, EXCESS EARTH, BUILDING MATERIALS, ETC.

Streets and public right-of-ways shall not be used for storage of these materials and they shall be deposited away from the right-of-way a sufficient distance to prevent sliding, spilling, or washing onto public property.

SECTION 904 – DUMPSTERS, CONTAINERS FOR DEBRIS, ETC.

No dumpsters, or other containers for debris, shall be placed on, or shall project into, any improved street or public right-of-way.

CHAPTER X – ACCESSIBILITY STANDARDS

SECTION 1000 - GENERAL

The current provisions of "accessibility standards" adopted by the State of Illinois Capital Development Board and the State of Illinois Accessibility Code 1997 edition and Chapter 11 International Building Code 2012 are hereby adopted as the standards of minimum requirements for facilities for disabled persons in public buildings, and each and all of the regulations, provisions, conditions and terms of the aforesaid provisions are hereby referred to, adopted and made a part hereof, as if fully set out in this Ordinance.

SECTION 1001 – GENERAL - DESIGN

Buildings and facilities shall be designed and constructed to be accessible in accordance with the current edition of the State of Illinois Accessibility Code and Chapter 11 of the International Building Code 2012 and the 2009 ICC A117.1.

SECTION 1002 – PLANS & SPECIFICATIONS

No building permit or other official authorization for construction by any person is valid unless said building permit recites that the plans and specifications for such structure meets the minimum accessibility requirements provided for by this Ordinance.

SECTION 1003 - AUTHORITY

Any person, firm, or corporation violating any of the provisions of this Ordinance shall upon conviction be fined not less than One Hundred (\$100.00) Dollars, nor more than Seven Hundred Fifty (\$750.00) Dollars. A separate offense shall be deemed committed on each day during, or on which, a violation occurs or continues.

CHAPTER XI - DANGEROUS AND ABANDONED BUILDINGS AND STRUCTURES

SECTION 1100 - DEFINITIONS

As used in this Chapter, the following words and terms shall have the meanings prescribed herein:

Abandoned Building or Structure

- A. Any vacant building which is frequented by persons who are not lawful occupants of such structure.

- B. Any vacant building which, by reason of lack of maintenance, or by reason of the boarding up of its doors and windows, or other reasons, has a substantial adverse effect on the value of the property in the immediate neighborhood.
- C. A building or structure, the principal use of which has been abandoned, and that no longer has any function or use.
- D. Any vacant building which has had its doors or windows boarded up for emergency reasons for a period of in excess of eight (8) weeks.

Building or Structure

Includes anything constructed or erected, the use of which requires permanent or temporary location on or in the ground including, but not limited to, buildings of all types and use groups, advertising signs, billboards, swimming pools, sheds, garages, fences or any other manmade structure.

Dangerous Building or Structure

- A. Any building or structure which is dangerous to the public health or safety because of its construction or condition, or which may cause or aid in the spread of disease or which may become a harborage for rodents or other animals, or which may cause injury to the occupants thereof or of a neighboring building or structure.
- B. Any building or structure which, because of faulty construction, age, lack of proper repair or any other cause, constitutes or creates a fire hazard.
- C. A building or structure, the principal use of which has been abandoned, and that no longer has any function or use.
- D. Any vacant building which has had its doors or windows boarded up for emergency reasons for a period of in excess of eight (8) weeks.

SECTION 1101 – NUISANCE DECLARED

Any dangerous or abandoned building or structure, as defined by Section 1200 of this Chapter, within the Village is hereby declared to be a nuisance.

SECTION 1102 – MAINTENANCE/OCCUPANCY OF DANGEROUS OR ABANDONED BUILDINGS OR STRUCTURES

It shall be unlawful to maintain or permit the existence of any dangerous or abandoned building or structure in the Village, and it shall be unlawful for the owner, occupant or person in custody

of any dangerous building to permit the same to remain in a dangerous condition, or to occupy such building or permit it to be occupied while it is or remains in a dangerous condition.

SECTION 1103 – OCCUPYING UNSANITARY BUILDINGS OR STRUCTURES

It shall be unlawful to occupy for human habitation any building or structure which is declared by the Property Code Compliance Officer, or Health Officer and State Certified Plumbing Inspector to be unfit for such habitation by reason of defective sanitary conditions until such conditions have been remedied and the premises approved by the Property Code Compliance Officer or Health Officer as fit for occupancy.

SECTION 1104 – ACTION BY VILLAGE OFFICIALS

- A. Notice: Whenever it shall come to the knowledge of the Building Official, or any Village Inspector, that a building or structure is in a dangerous or abandoned condition, such official shall affix a notice on the building or structure, in a conspicuous place on the exterior wall thereof, informing all persons to keep out of said building.
- B. Evacuation of Building: Whenever it shall come to the knowledge of the Building Official, or any Village Inspector that a dangerous building exists with structural faults that may cause the imminent collapse of the said building, or if any building is in such condition as to make it dangerous to the health, morals, safety or general welfare of its occupants, or that other conditions exist of an emergency nature which may cause the death or injury of the occupants thereof, such officer shall order the immediate evacuation of the occupants from any such building.
- C. Emergency Repair, Vacation or Demolition: In cases where it reasonably appears that there is immediate danger to the life or safety of any person, unless a "dangerous building or structure", as defined herein, is immediately repaired, vacated or demolished, the Building Official or his designee shall cause the immediate repair, vacation or demolition of such dangerous building or structure. The costs of such emergency repair, vacation or demolition shall be collected in the same manner as provided in Section 1209.

SECTION 1105– AUTHORITY TO CLOSE BUILDING, SUSPEND OR REVOKE LICENSE

- A. The Building Official or any Village Inspector may order that no person shall be permitted to enter, occupy or use a dangerous building or structure or any portion thereof until the same shall have been made safe and habitable, and may post such order in a conspicuous place on the exterior of such building or structure. No person shall enter, occupy or use (except for the purpose of repairing and making safe) any building or structure, or portion thereof, after the posting of such notice until such building or structure or portion thereof shall have been made safe and habitable.
- B. If any building or structure or portion thereof which is dangerous or abandoned shall be devoted to any purpose requiring a license, the license may be suspended in accordance

with the Municipal Code pending the making of repairs; the Village may begin revocation proceedings the regard to such license if the owner or person having an interest in such dangerous or abandoned building or structure or portion thereof fails to make the same safe immediately and at the Owner's expense.

SECTION 1106 – COST TO OWNERS

If work has been done and expense incurred by the Village in connection with the repair and demolition of any dangerous building or structure as provided herein, a bill for such expense shall be rendered by the Village to the owner, lessee, occupant or agent of the property. The Village may refuse to issue a permit for the reconstruction, alteration or repair of any such building or portion thereof until the expenditures incurred by the Village on account of such repairs or demolition have been repaid.

SECTION 1107 – BOARDING UP BUILDINGS

- A. Every owner or occupant of a building shall maintain all doors and windows therein with glass or such other glazing materials as are permitted by the Village of Tinley Park Comprehensive Building Code.
- B. No owner or occupant of a building shall enclose, nor permit the enclosure, of any door or window by enclosing or covering any door or window with plywood, masonite, particle board or other lumber product (so-called boarding-up).
- C. Nothing in this Chapter shall prohibit:
 - 1. The boarding-up of buildings damaged by fire, tornado or other catastrophe for a period not to exceed eight (8) weeks, provided, however, the period of such permitted board-up may be extended by the Building Official.
 - 2. The Chiefs' of Police and Fire Department, Building Official or any Village Inspector, from causing a building to be boarded up when it is otherwise authorized by law for such official to do so, or when the public health, safety and welfare are endangered by the condition of any such building. Refer to Appendix A of IPMC and Chapter 8 for Boarding Standards.

SECTION 1108 - ABATEMENT

- A. The Building Official or any Village Inspector may, prior to the action of the Board of Trustees authorized in Section 1209 hereof, give written notice to the owner or owner's agent of a dangerous or abandoned building or structure, as defined herein, to repair or demolish it within fifteen (15) days. Where, upon diligent search, the identity or whereabouts of the owner or owner's agent of any building or structure is not ascertained,

notice mailed to the person or persons in whose name such real estate was last assessed is sufficient notice under this Section.

- B. If, at the end of no less than thirty (30) days from the date of the aforesaid written notice, the owner or owner's agent has failed to take positive action to put such building or structure in a satisfactory condition or to demolish it, the Building Official, or their designee shall notify the Village Manager of such failure, and the Village Manager shall advise the President and Board of Trustees that a dangerous or abandoned building or structure exists and that no action has been taken by the owner or owner's agent after written notice to repair or demolish it.

SECTION 1109 – COURT PROCEEDINGS

After notification to the President and Board of Trustees by the Village Manager that no action is being taken to demolish or repair a dangerous or abandoned building or structure, the President and Board of Trustees may authorize the Village Attorney to apply to the Circuit Court of Cook or Will County for an order authorizing the demolition or repair of a dangerous or abandoned building or structure, as defined herein, in addition to the penalties provided for in Section 1211, if the owners thereof, including the lien holders of record after at least thirty (30) days' written notice by mail to do so, have failed to put such building or structure in a satisfactory condition or to demolish it. It is not a defense to such cause of action that the building is boarded up or otherwise enclosed, where, upon diligent search, the identity or whereabouts of the owner or owners of any such building or structure, including the lien holders of record, is not ascertainable, notice mailed to the person or persons in whose name such real estate was last assessed is sufficient notice under this Section. The cost of such demolition or repair incurred by the Village or by a lien holder of record is recoverable from the owner or owners of such real estate and is a lien thereon, which lien is superior to all prior existing liens and encumbrances, except taxes, provided that the Village or the lien holders of record who incurred such cost and expense shall file notice of lien of such cost and expense incurred in the office of the Recorder of Deeds of Cook or Will County or in the Office of the Registrar of Titles of Cook or Will County, if the real estate affected is registered under the Torrens system, whichever is applicable. The notice must consist of a sworn statement setting out:

- A. A description of the real estate sufficient for identification thereof.
- B. The amount of money representing the cost and expense incurred.
- C. The date or dates when the cost and expense was incurred by the Village or by the lien holder of record.

Upon payment of the cost and expense, including the cost of recording the notice and, in addition, the payment of a \$50.00 release fee, by the owner or persons interested in the property after notice of lien has been filed, a release of the lien by the Village or person in whose name the lien has been filed shall be delivered to the person so paying the cost and expenses. The lien may be enforced by proceedings to foreclose as in case of mortgage or mechanic's lien.

SECTION 1110 – ALTERNATIVE ACTIONS

In addition to the other remedies provided for herein, the Village may proceed in accordance with the provisions of Chapter 24 of the Illinois Revised Statutes, or may pursue any other remedy provided by law.

SECTION 1111 - PENALTY

The violation of any provision of this Chapter shall be punished by a fine of not less than One hundred dollars (\$100.00), nor more than seven hundred fifty dollars (\$750.00). Each day a violation of any provision of this Chapter shall continue shall constitute a separate offense. Imposition of any penalty for a violation of this Chapter shall not be construed as a waiver of the right of the Village to collect the costs of demolition or repair of any dangerous or abandoned building or structure as provided by the provisions of this Chapter.

CHAPTER XII- DEMOLITION OF BUILDINGS AND STRUCTURES

SECTION 1200 – GENERAL REQUIREMENTS

A. Scope.

The rules and regulations of this section shall apply to all buildings and structures or portions thereof, which are to be demolished or removed from the site.

License required. All contractors engaged in the demolition of buildings or structures shall be licensed by the Village of Tinley Park, Cook and Will Counties, Illinois to perform such work.

Bond required. All contractors engaged in the demolition of buildings or structures, prior to issuance of any permit shall furnish to the Village a bond in amount of \$20,000.00, secured by a surety company which is acceptable to the Village of Tinley Park, Illinois. Bond shall be payable to the Village and shall, in effect, guarantee that contractor will comply with all requirements of this code and all applicable Village ordinances and codes.

B. Permits

A permit is required for all work covered by this Chapter.

Exception: The removal of sheds, fences, decks, gazebos and aboveground pools.

SECTION 1201 – PROCEDURES

A. Service Connections:

The Owner or Designated Agent shall be responsible for complying with all County and IEPA requirements. Before a permit to demolish can be issued, the owner or agent shall notify all utility companies having service connections to the building, i.e.; electric, gas, telephone and other connections.

B. Water and Sewer Connections:

All water service lines, sanitary and storm sewers shall be disconnected and removed or severed at the main. After lines are disconnected do not backfill until work has been approved by Public Works Department of the Village of Tinley Park.

Notify the Village Department of Public Works twenty-four (24) hours in advance before making any water or sewer disconnections. All water meters shall be returned to the Department of Public Works.

C. Removal of Materials:

All wood and other combustible and organic materials shall be removed from the site. All excess building materials shall be removed from the site.

D. Backfilling:

All excavations shall be filled-in, level with existing grades, with clean earth, sand, Site shall be leveled off to provide suitable drainage. Site shall also be seeded and blanketed.

E. Storage Tanks

Non hazardous materials. Septic tanks and cisterns and other underground tanks not containing hazardous materials shall be removed and excavation backfilled or tanks shall be completely filled with lake sand.

Hazardous materials. Underground storage tanks used for storage of hazardous, flammable, combustible or other materials listed by the current "Illinois Right-to-Know Law" shall be removed from the premises within ninety (90) days of Abandonment". A copy of the State Fire Marshal's permit shall be provided to the Village of Tinley Park.

F. Curbs and Public Walks

Upon completion of work, all existing public walks, curbs and/or Village right-of-ways shall be restored to a safe and useable condition.

G. Street Openings, etc.

Openings, excavation or tunneling of any street, alley or other public place in the Village shall be in compliance with CHAPTER IV, Section 400 D.

CHAPTER XIII PERMIT AND INSPECTION FEES

SECTION 1300 - FEE SCHEDULE

The following fees shall be charged for permits, reviews, inspections and services pertinent to certain buildings, structures or work:

SECTION 1301 – GENERAL BUILDING

A. Building Permit

Work Costing:

1. \$100 but less than \$1,500	30.00
2. \$1,500 but less than \$3,000	40.00
3. \$3,000 but less than \$6,000	50.00
4. \$6,000 but less than \$12,000	80.00
5. \$12,000 but less than \$18,000	110.00
6. \$18,000 but less than \$24,000	130.00
7. \$24,000 but less than \$30,000	160.00
8. \$30,000 or more 6.00 for each \$1,000.00 or part thereof	

B. Plan Check Fees

Work Costing:

1. \$100 to \$1,500	10.00
2. \$1,500 to \$3,000	20.00
3. \$3,000 to \$18,000	40.00
4. \$18,000 to \$24,000	50.00
5. \$24,000 to \$30,000	60.00
6. Over \$30,000 \$2.00 for each \$1,000.00 of cost or part thereof.	

C. Inspection Fees for Inspections Made by Building Official

An inspection fee of fifty (50.00) dollars shall be charged for each inspection of any building whether residential, commercial or otherwise, made by the Building Official. In the event it is

necessary for the Building Official to make a re-inspection of any building whether residential, commercial, or otherwise, necessitated by improper work previously performed by the contractor, then the fee for said re-inspection can be up to one hundred (100.00) dollars.

D. Certificate of Occupancy and Compliance:

The Fees for Certificates of Occupancy and Compliance shall be \$25.00

Condo Conversion Fee shall be \$25.00 per unit in each building

F. Payment of Fees:

All Fees for examination of plans, building permits, inspections, and Certificates of Occupancy shall be paid to the Village prior to the issuance of Building Permit; re-inspection fees shall be paid prior to issue of Certificate of Occupancy.

1. The Plan Check Fee and/or Filing Fee may be waived at the discretion of the Building Official.
2. Inspection Fees shall be not waived without approval of the respective inspector.

SECTION 1302 – PLUMBING, SEWER & WATER DISTRIBUTION

A. Inspection Fees:

For each fixture	\$5.00
For each sprinkler system	\$15.00 each

plus .50 each for each sprinkler head.

The term plumbing fixture, or fixtures, shall be construed to mean each piece of equipment requiring a trap and/or having a fixed connection to a waste or drain. Hot water heaters shall also be construed to be plumbing fixture for purpose of determination of fees. Each floor drain, catch basin, manhole and yard drain shall be counted as a fixture when located on-site.

Minimum Inspection Fee	\$50.00
------------------------	---------

B. Water Tap Fees:

The fees for water tapping are as follows:

<u>Building</u>	<u>Size of Service</u>	<u>Tap Fee</u>
Water taps	1"	\$ 100.00

Water taps	over 1"	\$ 100.00 per inch
------------	---------	--------------------

SECTION 1303 – FIRE & BURGLAR ALARM	\$50.00 ea
--	-------------------

SECTION 1304 – SWIMMING POOLS

Above Ground Pool	\$100.00
In Ground Pool	\$200.00

SECTION 1305 – DRIVEWAYS, WALKWAYS, PATIOS & BRICK MAILBOXES

Driveways	\$50.00
Widen Driveway	\$50.00
Service walks	\$50.00
Patios	\$50.00
Brick Mailboxes	\$50.00

SECTION 1306 – ACCESSORY STRUCTURES

Fences	\$50.00
Decks	\$50.00
Sheds	\$50.00
Shed with concrete floor	\$50.00
Porches	\$50.00

SECTION 1307 - SIGNS

Every applicant, before being granted a permit for a sign, shall pay the following permit fee for each sign to the Village Clerk:

- A. \$1.00 per square foot of facing, but not less than \$25.00 for all signs requiring a permit, other than temporary signs, canopies, awnings or marquees.
- B. \$15.00 for a temporary sign other than those described in Tinley Park Zoning Code, Section IX Temporary signs.

SECTION 1308 – ELEVATOR INSPECTIONS

Fees for inspections of all elevators, escalators and similar equipment will be a pass through based on the current rate charged by the Inspection Company hired to do the inspections.

SECTION 1309 – PUBLIC IMPROVEMENTS

In the event the installation of any public improvement should require the services of the corporation counsel of the Village for the preparation of agreements, the party desiring to install

such public improvements shall pay to the Village a fee commensurate with the usual and customary fees charged by attorneys in Cook County, Illinois.

SECTION 1310 – SINGLE & MULTI FAMILY (by units) ALL INCLUSIVE FEES FOR CERTAIN ITEMS

For single family and multi family (by units) residences, an all inclusive fee of \$550.00 shall be charged for those items included in Section 2, paragraph 1 - General Building, Section 2, paragraph 2 - Plumbing, Sewer and Water Distribution (excluding water tap fees), Section 2, paragraph 3 - Electrical Work and Section 2, paragraph 4 - Heating, Air Conditioning and Gas Piping. Re-inspection fees, however are not included in the above.

SECTION 1311 – MISCELLANEOUS INSPECTIONS

The fee for any item not covered by the provisions of this CHAPTER shall be commensurate with the costs incurred by the Village.

SECTION 1312 – ELECTRICAL SERVICE FEES

A. New Services

100 Ampere	30.00
200 Ampere	40.00
400 Ampere	60.00
600 Ampere	70.00
800 Ampere	80.00
1200 Ampere	120.00
1600 Ampere	140.00
2000 Ampere	160.00
3000 Ampere	180.00
4000 Ampere	225.00

B. 15 & 20 Ampere Branch Circuits

0-50	5.00 each
51 or more	2.50 each
Branch circuits exceeding 20 Amperes	8.00 each

C. Motors-Commercial, Industrial & Multi-Family

1 st Motor or Appliance	\$12.00
Each additional	\$ 6.00

D. Electrical Lamp Posts \$10.00 each pole

E. Plan Examination Fee \$50.00 per hour

SECTION 1313 GRADING DEPOSITS

- A. The cost for residential home grading deposits can now be paid using a corporate check instead of a cashier's check by developers with 20 plus units within the development.
- B. The builder or homeowner will provide a \$500.00 cash bond or cashiers check for each Single Family home, to be used as a grading deposit, in exchange for a conditional certificate of occupancy.
- C. The builder will provide a \$250.00 cash bond or cashiers check for each Townhouse unit, to be used as a grading deposit, in exchange for a conditional certificate of occupancy.
- D. The builder will provide a \$100.00 cash bond or cashiers check for each Condo unit, to be used as a grading deposit, in exchange for a conditional certificate of occupancy.

SECTION 1314 – LAWN & SPRINKLER FEES \$50.00

SECTION 1315 – FIREPLACE PERMITS \$50.00

SECTION 1316 – RESIDENTIAL CENTRAL AIR OR HEATING SYSTEM \$50.00

SECTION 1317 - COMMERCIAL CENTRAL AIR OR HEATING SYSTEMS \$75.00

SECTION 1318 – ATTACHED & DETACHED GARAGE PERMITS \$125.00

**SECTION 1319 - FEES & DOCUMENTS REQUIRING FILING WITH COUNTY
RECORDER OF DEEDS** \$50.00

SECTION 1320 - PENALTIES

Any person or persons who violate any provision of the Tinley Park Comprehensive Building Code which requires that they apply for a permit before commencing any or all construction covered in said Building Code shall be penalized in an amount equal to double the applicable fee or fees. Nothing in this section shall be construed to limit such other legal remedies as may be available to the Village under other provisions of this Building Code or as otherwise provided by law.

SECTION 7

Interpretation

1. In their interpretation and application, the provisions of this code shall be held to be the minimum requirements for the promotion of the public health, safety and welfare.
2. Where the conditions imposed by an provision of this code upon the construction, alteration or maintenance of buildings or structures are either more restrictive or less restrictive than comparable conditions imposed by any other provision of this code or of any other applicable law, ordinance, resolution, rule or regulation, the regulations which are more restrictive or which impose higher standards or requirements shall govern.
3. This code is not intended to abrogate any easement, covenant or any other private agreement, provided that where the regulations of this code are more restrictive or impose higher standards or requirements than such easement, covenant or other private agreement, the requirements of this code shall govern.
4. No building or structure which was not lawfully existing at the time of the effective date hereof shall become or be made lawful solely by reason of the adoption of these provisions; and to the extent that, and in any manner that such building or structure is in conflict with the requirements of this code, said building or structure remains unlawful hereunder.
5. Nothing contained in this code shall be deemed to be a consent, license or permit to locate, construct or maintain any building, structure or facility, or to carry on any trade, industry, occupation or activity.

SECTION 8

Validity

That if any section, subsection, sentence, clause or phrase of this legislation is, for any reason, held to be unconstitutional, such decision shall not affect the validity of the remaining portions of this ordinance. The Village of Tinley Park hereby declares that it would have passed this law, and each section, subsection, clause or phrase thereof, irrespective of the fact that any one or more sections, subsections, sentences, clauses and phrases be declared unconstitutional.

SECTION 9

Saving Clause

That nothing in this legislation or in the Building Code of Tinley Park (2016) hereby adopted shall be construed to affect any suit or proceedings impending in any court, or any rights acquired, or liability incurred, or any cause or causes of action acquired or existing, under any act or ordinance hereby repealed as cited in Section 1 of this law; nor shall any just or legal right or remedy of any character be lost, impaired or affected by this legislation.

That nothing in this legislation or in the Building Code of Tinley Park (2016) hereby adopted shall be construed to affect any suit or proceedings impending in any court, or any rights acquired, or liability incurred, or any cause or causes of action acquired or existing, under any act or ordinance hereby repealed as cited in Section 1 of this law; nor shall any just or legal right or remedy of any character be lost, impaired or affected by this legislation.

SECTION 10

Effective Date

That the Village Clerk is hereby ordered and directed to cause this legislation to be published. That this law and the rules, regulations, provisions, requirements, orders and matters established and adopted hereby shall take effect and be in full force and effect from and after the date of its final passage and adoption.

PASSED this 6th day of September, 2016, by the Corporate Authorities of the Village of Tinley Park on a roll call vote as follows:

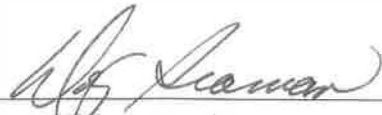
AYES: Maher, Grady, Vandenberg, Younker, Suggs

NAYS: Pannitto

ABSENT: None

APPROVED this 6th day of September, 2016, by the President of the Village of Tinley Park.

By: _____


Village President

ATTEST:

By: _____


Village Clerk

PAMPHLET
BACK OF PAMPHLET

ORDINANCE NO. 2016-O-055

**ESTABLISHING MINIMUM REGULATIONS GOVERNING THE DESIGN,
CONSTRUCTION, ALTERATION, RELOCATION, ENLARGEMENT,
EQUIPMENT, REPAIR, DEMOLITION, REMOVAL, CONVERSION, USE AND
MAINTENANCE OF ALL BUILDINGS AND STRUCTURES; PROVIDING FOR
THE ISSUANCE OF PERMITS, COLLECTION OF FEES, MAKING OF
INSPECTIONS; PROVIDING PENALTIES FOR THE VIOLATION THEREOF FOR
THE VILLAGE OF TINLEY PARK, COOK AND WILL COUNTIES, ILLINOIS.**

Published in pamphlet form by Order of the Corporate Authorities of the Village of
Tinley Park, Cook and Will Counties, Illinois.

ALPHABETICAL INDEX

A

Chapter/Page

ACCESS TO LIVING UNITS	II – 27
ACCESS TO ATTICS	II – 28
ACCESS CRAWL SPACES	II – 28
ACCESS TO BASEMENTS	II – 28
ADDITIONAL HABITABLE ROOMS	II - 28

ADOPTION OF CODES

<i>INTERNATIONAL BUILDING CODE</i>	1
<i>ILLINOIS STATE PLUMBING CODE</i>	IV-60
<i>NATIONAL ELECTRIC CODE</i>	V-65
<i>INTERNATIONAL FIRE PREVENTION CODE</i>	VII-76
<i>INTERNATIONAL PROPERTY MAINTENANCE CODE</i>	VIII-105

ALTERNATE MATERIAL	III – 49
APPLICATION FOR PERMITS	III – 55
APPROVED DRAWINGS	I – 16
ASPHALTIC DRIVEWAYS	III – 54
ATTICS AND OTHER ENCLOSED SPACES	II – 28
AUTHORITY OF BUILDING COMMISSIONER	VI - 76

B

BACKFILLING	IV –61; XI – 119
BASEMENT RECREATION ROOMS	II-23
BATHROOMS AND WATER CLOSET COMPARTMENTS	II –23; II-29; VIII-106
BEARING VALUE OF SOIL	III – 39
BONDING OF CONTRACTORS	III-56
BORROWED LIGHT	II-23
BRICK MAIL BOXES	I-15, III-49, XIII-122

BUILDING COMMISSIONER

<i>AUTHORITY OF,</i>	I – 5
<i>DISCRETIONARY POWERS</i>	I – 15
<i>RIGHT OF ENTRY</i>	III-56; XI-116 III-56

C

CEILING HEIGHTS	I – 21; II-27-30
CERTIFICATE OF USE AND OCCUPANCY	I – 19

CLEANING OF STREETS AND WAYS

<i>GENERAL</i>	IX – 112
<i>RESPONSIBILITY</i>	IX – 113

<i>SPOIL PILES, EXCESS EARTH, BUILDING MATERIAL, ETC</i>	IX – 113
<i>DUMPSTERS, CONTAINERS FOR DEBRIS, ETC.</i>	IX – 113
<i>CLOSETS REQUIRED</i>	II – 27
<i>COMPLIANCE REQUIRED</i>	I – 10
CONCRETE WORK	III – 35
<i>GENERAL</i>	III – 35
<i>QUALITY OF CONCRETE</i>	III – 42
<i>FORMS</i>	III – 43
<i>PLACING</i>	III – 43
<i>FOOTINGS</i>	III – 29, 43, 44
<i>DRAIN TILE</i>	III – 44
<i>WALLS, CAST IN PLACE</i>	III – 44
<i>SLABS ON GROUND</i>	III – 45, 46
<i>EXTERIOR FLAT WORK</i>	III – 46
<i>REPAIR OF CRACKS IN FOUNDATION WALLS</i>	III – 47
CONFLICTING ORDINANCES REPEALED	Appendices
CONSTRUCTION MATERIALS AND METHODS	III – 59
CRAWL SPACES	I – 54
CRAWL SPACES, VENTILATION OF	II – 24
D	
DEFINITIONS	I-21; IX-64; VII-70, 80, 99, 100; XI-114
DEMOLITION OF BUILDINGS & STRUCTURES	XII -119
<i>BACKFILLING</i>	XII – 119
<i>CURBS AND PUBLIC WALKS</i>	XII – 120
<i>LICENSE AND BOND</i>	XII – 118
<i>PERMITS AND INSPECTION FEES</i>	XII-120
<i>REMOVAL OF MATERIAL</i>	XII – 119
<i>SERVICE CONNECTIONS</i>	XII – 119
<i>SCOPE</i>	XII – 118
<i>SITE PROTECTION</i>	XII -118, 119
<i>STORAGE TANKS</i>	XII – 119
<i>STREET OPENINGS, ETC</i>	XII – 120
<i>WATER AND SEWER CONNECTION</i>	XII – 119
DESIGN OF FOOTINGS, PILES, ETC	III – 39
DETACHED GARAGES AND ACCESSORY BUILDINGS	III – 52-53
<i>GENERAL</i>	III – 52
<i>FRAME</i>	III – 52
<i>MASONRY AND MASONRY VENEERED</i>	III – 53

DOORS	II – 29
DRAIN TILE REQUIRED	III – 44
DRIVEWAYS, APRONS, PARKING AREAS	III – 41, 46
<i>GENERAL</i>	III – 46
<i>CONCRETE</i>	III – 47
<i>ASPHALT DRIVEWAYS</i>	III – 54
<i>PARKING AREAS</i>	III – 55
E	
EAVES, ROOF	II – 34
ELEVATORS	II – 35
ELECTRICAL CODE ADOPTED	V – 65
<i>ADMINISTRATION</i>	V – 65
<i>APPROVED EQUIPMENT AND INSTALLATION METHODS</i>	V – 70
<i>EMERGENCY LIGHTING</i>	VII-94, 95
<i>RESIDENTIAL STORAGE GARAGES AND SIMILAR BUILDINGS</i>	V – 73
<i>SINGLE FAMILY RESIDENCES</i>	V – 68
<i>SINGLE AND MULTI-FAMILY RESIDENCES AND BUILDINGS</i>	V – 68
EXTERIOR WEATHERBOARDING AND CONDENSATION	II – 33
F	
FENCES	III – 55
<i>CONSTRUCTION MATERIAL, APPEARANCE, AND SAFETY</i>	III – 55
<i>DEFINITIONS</i>	III – 55
<i>HEIGHT LIMITATIONS AND SETBACK LIMITATIONS</i>	III – 55
<i>LICENSE AND BOND</i>	III – 22
<i>PERMITS AND INSPECTIONS</i>	III – 21
<i>SITE PROTECTION</i>	III – 55
<i>VARIATIONS</i>	
FINISH FLOORS	III – 46, 47
<i>CEMENT</i>	III – 46
<i>CERAMIC TILE</i>	III – 50
FIRE PREVENTION	VII – 76
<i>ESTABLISHMENT AND DUTIES OF THE FIRE PREVENTION BUREAU</i>	VII – 76
<i>MODIFICATIONS AND APPEALS</i>	VII – 77
<i>PENALTIES</i>	VII – 78
<i>DEFINITIONS</i>	VII – 80
<i>SYSTEM CONNECTION TO CENTRAL ALARM STATIONS</i>	VII – 91
<i>FIRE DETECTION AND PREVENTION SYSTEMS</i>	VII – 86

<i>SMOKE AND HEAT VENTING</i>	VII – 93
<i>FIRE PROTECTION EQUIPMENT OR SYSTEMS</i>	VII – 89
<i>FLAMMABLE LIQUIDS</i>	VII – 90, 104
<i>HAZARDOUS MATERIALS</i>	VII – 76, 77
<i>FIREWORKS AND EXPLOSIVES</i>	VII – 100

FIREWALLS, FLOOR AREAS & EXTERIOR WALL CONSTRUCTION	VII-80
FOOTINGS	

FOUNDATIONS	
<i>BEARING VALUE OF SOILS</i>	III-39
<i>DESIGN OF FOOTINGS, PILES, ETC.</i>	III-39
<i>FOOTINGS AND FOUNDATIONS</i>	III-39
<i>CRAWL SPACES</i>	III-40

G

GARAGES	
<i>GENERAL</i>	
<i>ATTACHED AND BUILT-IN</i>	II-34-35
<i>DETACHED FRAME</i>	II-34
<i>MASONRY OR MASONRY VENEERED</i>	II-35

GARAGES, DETACHED MAXIMUM AREA	II-34
GAS PIPING	

GRADES & LANDSCAPING	III-40, 41
<i>GRADES</i>	III-40, 41
<i>BACKFILLING</i>	III-40; IV-61; XII-119
<i>GRADING, DRAINAGE</i>	II-27; III-41; III- 54-55; III-62; VIII-106-109; VIII-111, 119
<i>FINISH GRADE AND TOP SOIL</i>	III-41, 45
<i>GREASE TRAPS</i>	IV-64, 65
<i>GUTTERS</i>	III-42, 46-47, 49; VIII-106,108
<i>GUARANTEE</i>	I-7,8; III-56; IV- 63; V-65; VI-75; XII-119

H

HABITABLE BASEMENT ROOMS	II-27
HABITABLE ROOMS	II-23, 26, 27, 29; III-46; VIII-106
HANDICAPPED PERSONS, PROVISIONS FOR	VIII-110
AUTHORITY	X-113; XI-116

HEATING, AIR CONDITIONING - GAS PIPING

ELECTRIC HEATING

HEATING EQUIPMENT

HEATING UNIT

LICENSE AND BOND

OTHER CODES

PERMITS

PERMIT AND INSPECTION FEES

STATE BOILER CERTIFICATION

VI-74, 75; VII-

79, 97

VI-75

VI-75

III-52; V-68

VI-75

VIII-105

VI-75

XIII-120, 121

VI-75

I

INGRESS AND EGRESS

INSPECTION FEES

INSPECTIONS REQUIRED

INSULATION, THERMAL

INTERIOR DOORS

II-27; VII-107

I-15; XIII-120,
121

I-18; IV-64

III-35

II-29

INTERIOR WALLS AND CEILING FINISH

LATH AND PLASTER

CERAMIC TILE

DRYWALL

INSECT SCREENS

I-15; XIII-120,
121

I-18

III-50

I-24; II-31; III-50,
52; V-72

II-23; VIII-106

L

LICENSING OF CONTRACTORS

LIGHT, VENTILATION AND SAFETY

LITTERING OF STREETS AND WAYS

LOADS

I-7; VII-100

II-24, 27; III-60;

V-69, 70, 72, 73;

VII-94, 95, 107;

VIII-110

IX-112

III-39, 43, 58, 59

M

MINIMUM CONSTRUCTION REQUIREMENTS

MINIMUM ROOM SIZES

MINIMUM WIDTH, ROW OR DUPLEX DWELLINGS

MUD ON STREETS

III-35

II-25, 26

II-26, 27, 30

IX-12

O

OCCUPANCY, CERTIFICATES REQUIRED	I-19, 20; III-40, 41; IV-64; VII-86, 88, 91, 93, 94; XI-115; XIII-121, 124
OCCUPANCY, MAXIMUM NUMBER OF PERSONS ALLOWED	I-22; VIII-112
OFF-SITE ASSEMBLIES	II-34
OPEN BASEMENTS	II-23; IV-64

P

PARKING AREAS	III-31, 55
PERMITS	III-55
PERMIT AND INSPECTION FEES	I-13; XIII-120
PLUMBING, SEWERS, WATER DISTRIBUTION	
<i>AREAWAY DRAINS</i>	IV-60, 63, 64
<i>DOWNSPOUTS</i>	II-27; IV-62
<i>EXCAVATIONS</i>	IV-60
<i>SEWER TAPS</i>	I-18; IV-61
<i>FLOOR DRAINS</i>	IV-66
<i>FOOTING DRAINS</i>	IV-62
<i>GREASE TRAPS</i>	IV-61
<i>INSPECTION FEES</i>	IV-64, 65
<i>INTERNAL FLOOD CONTROL</i>	XIII-121
<i>REGISTRATION AND BOND</i>	IV-60
<i>SUMP PUMPS - EJECTOR PUMPS</i>	IV-63
<i>WATER METERS</i>	IV-62; V-71, 72
<i>WATER SERVICE AND DISTRIBUTION</i>	IV-63
<i>WATER TAP FEES</i>	IV-63
PORCHES AND TERRACES	XIII-122
PRIVACY	II-27; III-58

R

RIGHT OF APPEAL	II-28
RIGHT OF ENTRY	I-11
ROOF EAVES	I-9
ROOM DIMENSIONS, MINIMUM	II-34

S

SAVING CLAUSE	II-26
SITE MAINTENANCE	XIII-126
SMOKE DETECTORS	I-21
SOIL, BEARING VALUE	V-68, 69; VII-92
SPACE REQUIREMENTS	III-39
STAIRWAYS	II-25

STANDARDS	I-5
STOP WORK ORDER	I-19
T	
TABLE OF CONTENTS	
THERMAL INSULATION	III-35
<i>INFILTRATION OF AIR</i>	III-35
U	
UTILITY ROOMS	II-24
V	
VAPOR BARRIERS	II-24, 33
VENTILATION	II-23, 24, 27; VIII-106
W	
WATER CLOSET COMPARTMENTS, VENTILATION OF	II-23, 26
WEATHER TIGHTNESS	II-33
<i>EXTERIOR WEATHERBOARDING, VENEERS, CONDENSATION</i>	II-33
<i>ROOF EAVES</i>	II-34
Z	
ZONING	I-6, 20; II-25; III- 48, 51, 55, 60; VIII-105; XIII- 123

