

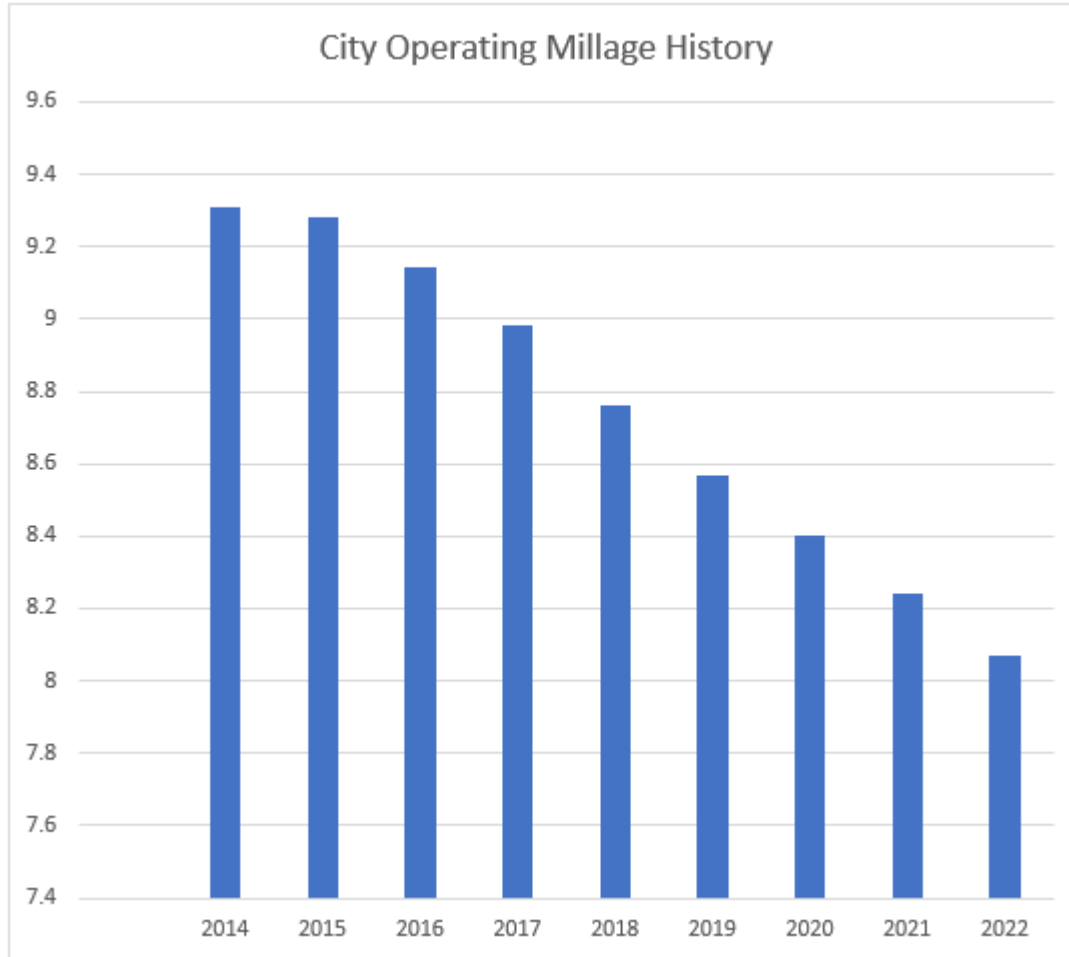
The background features a large, faded seal of the City of Berkley, Michigan. The seal is circular and divided into four quadrants. The top half contains the text 'CITY OF BERKLEY' and the bottom half contains 'MICHIGAN'. The quadrants depict a pine tree, a family of three, a bell, and an open book. The seal is surrounded by a ring of stars.

City of Berkley

June 30, 2022

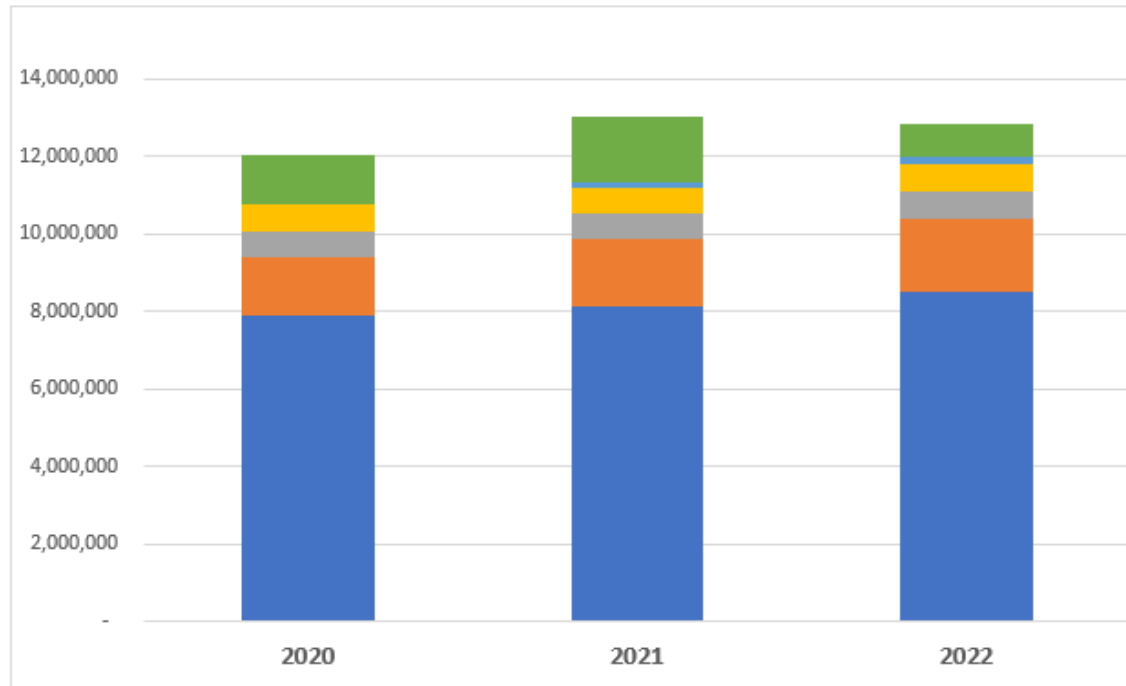


City of Berkley City Operating Millage Years Ended June 30, 2014 - 2022





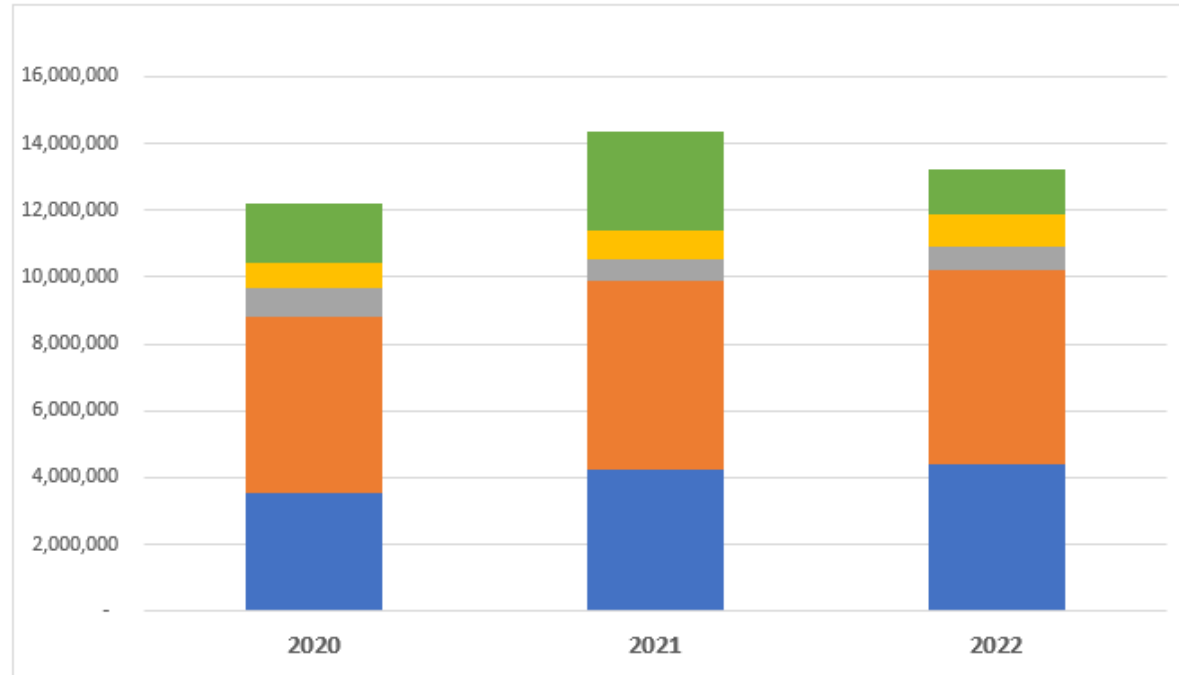
City of Berkley General Fund Revenue Years Ended June 30, 2020 - 2022



Property Taxes	\$ 7,900,000	\$ 8,126,000	\$ 8,495,000
State Sources	1,510,000	1,738,000	1,895,000
Charges for Services	664,000	665,000	709,000
Licenses and Permits	675,000	650,000	715,000
Fines and Forfeitures	29,000	180,000	197,000
All Other	1,262,000	1,665,000	839,000
Total Revenue	\$ 12,040,000	\$ 13,024,000	\$ 12,850,000



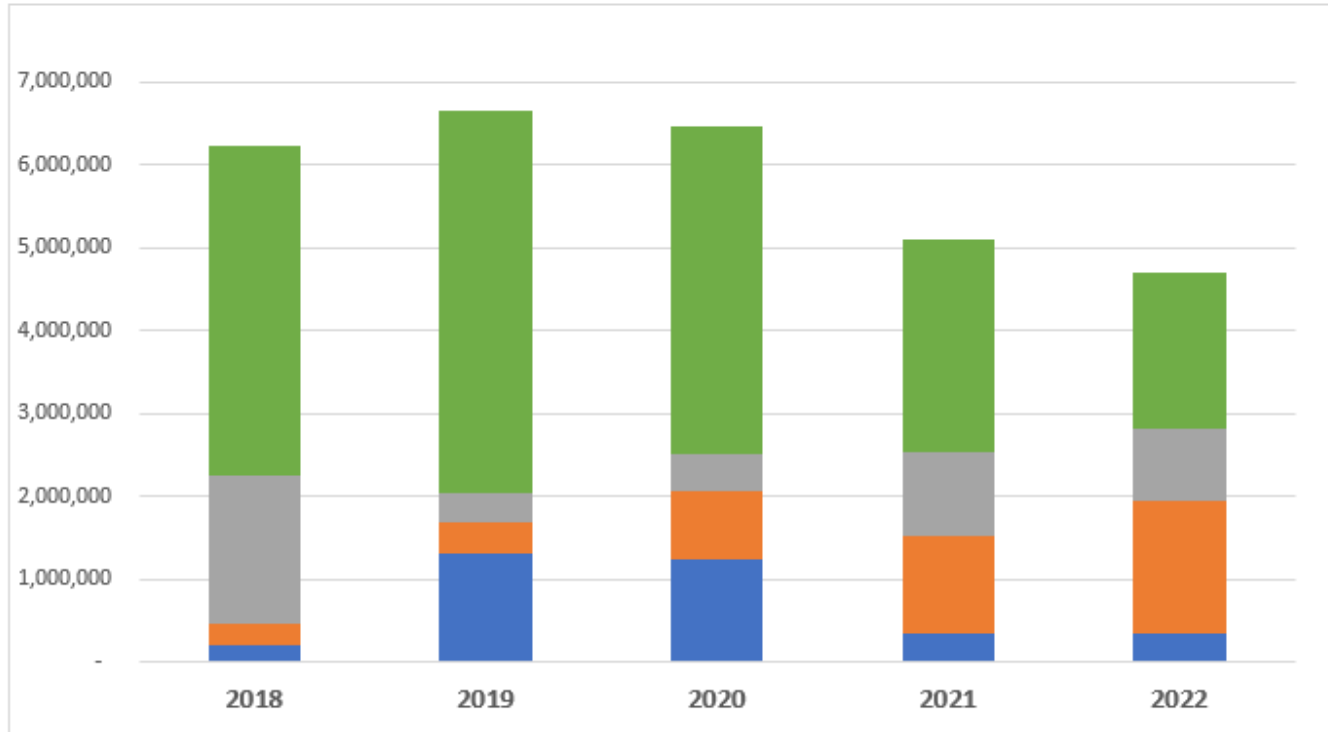
City of Berkley General Fund Expenditures Years Ended June 30, 2020 - 2022



General Government	\$ 3,518,000	\$ 4,241,000	\$ 4,397,000
Public Safety	5,313,000	5,637,000	5,830,000
Public Works	833,000	664,000	702,000
Recreation, Health and Welfare	766,000	837,000	963,000
Debt Service, Capital Outlay and Transfers Out	1,797,000	3,002,000	1,355,000
Total Expenditures	\$ 12,227,000	\$ 14,381,000	\$ 13,247,000



City of Berkley General Fund Balance Years Ended June 30, 2018 - 2022



■ Nonspendable	\$ 203,072	\$ 1,302,781	\$ 1,246,313	\$ 334,280	\$ 336,586
■ Restricted	257,678	393,516	826,899	1,197,384	1,605,949
■ Assigned	1,791,139	351,237	447,244	996,194	878,557
■ Unassigned	3,979,977	4,601,416	3,940,515	2,575,826	1,885,606
Total Fund Balance	<u>\$ 6,231,866</u>	<u>\$ 6,648,950</u>	<u>\$ 6,460,971</u>	<u>\$ 5,103,684</u>	<u>\$ 4,706,698</u>