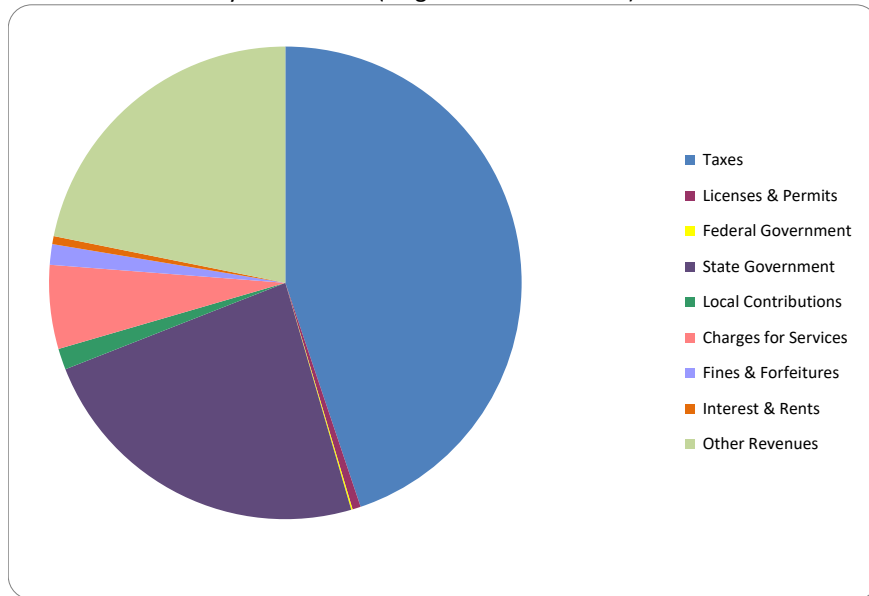


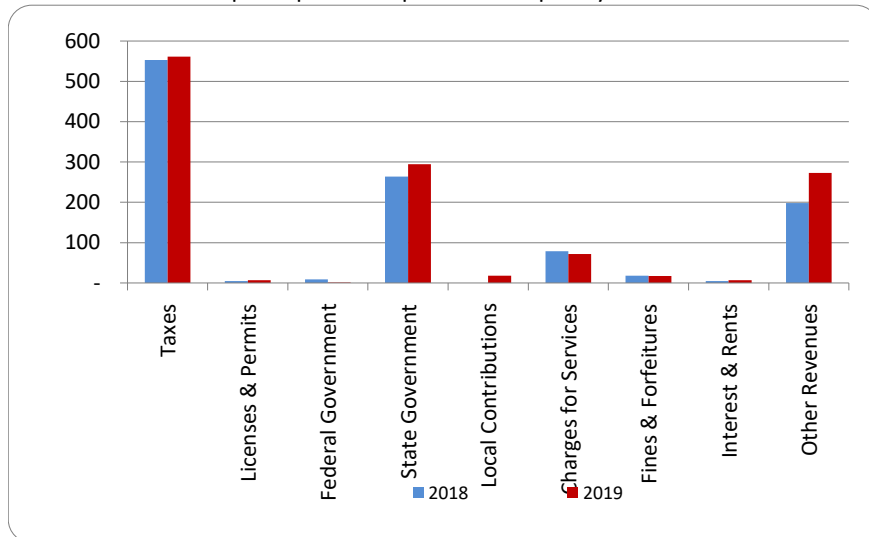
1. Where our money comes from (all governmental funds)



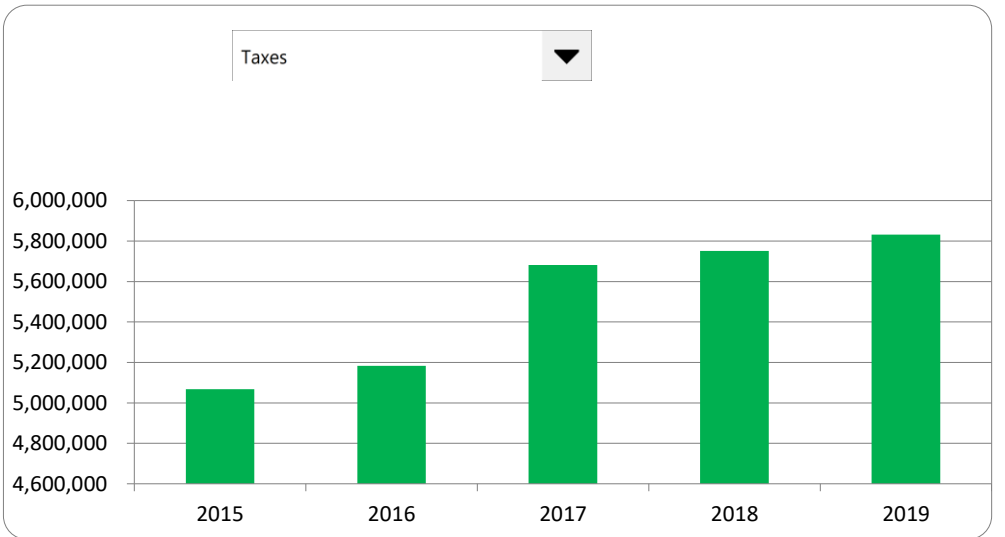
2. Compared to the prior year

	2018	2019	% change
Taxes	\$ 5,751,472	\$ 5,831,810	1.40%
Licenses & Permits	51,176	73,897	44.40%
Federal Government	94,930	12,419	-86.92%
State Government	2,742,508	3,061,909	11.65%
Local Contributions	-	187,901	N/A
Charges for Services	817,341	745,625	-8.77%
Fines & Forfeitures	188,928	182,861	-3.21%
Interest & Rents	45,956	71,186	54.90%
Other Revenues	2,059,527	2,838,953	37.84%
<b>Total Revenues</b>	<b>\$ 11,751,838</b>	<b>\$ 13,006,561</b>	<b>10.68%</b>

3. Revenue sources per capita - compared to the prior year



4. Historical trends of individual sources



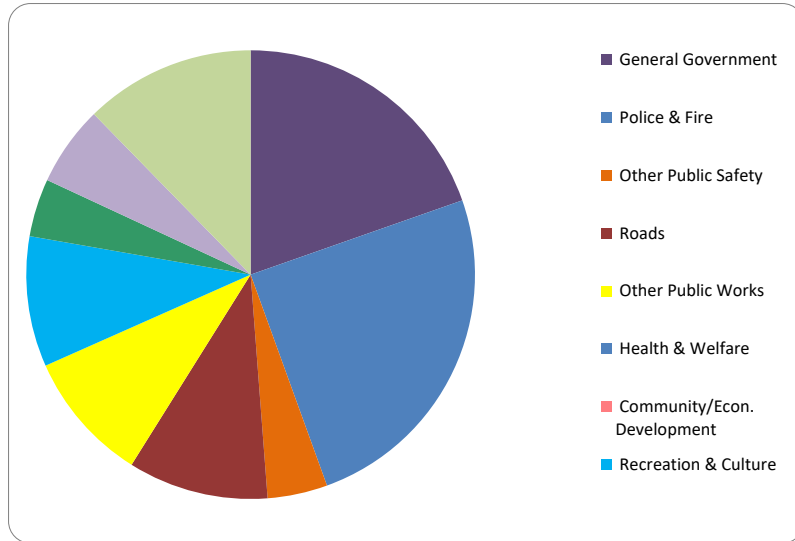
Commentary:

For more information on our unit's finances, contact Aaron Kuhn at 231-592-4002.

**CITIZEN'S GUIDE TO LOCAL UNIT FINANCES - Big Rapids (54-2-010)**

**EXPENDITURES**

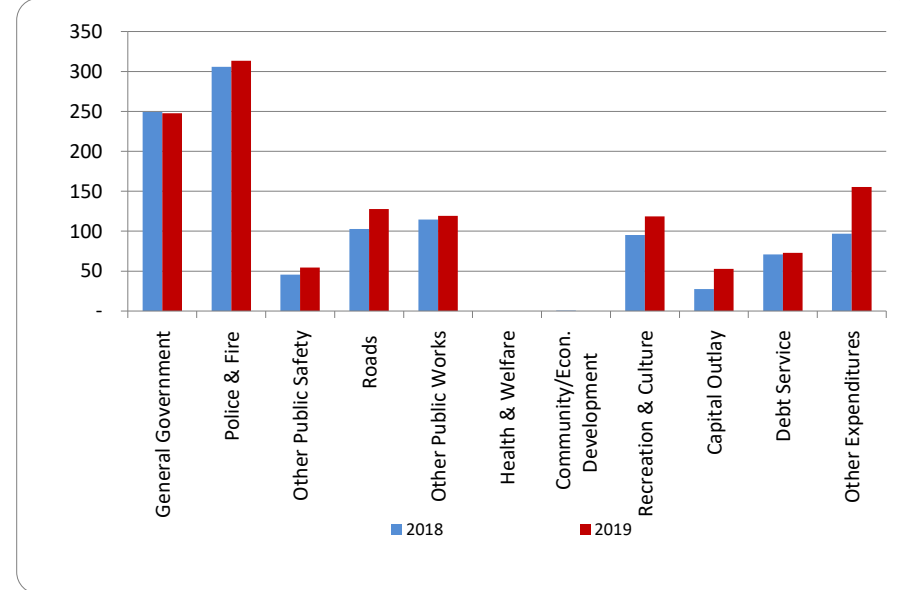
**1. Where we spend our money (all governmental funds)**



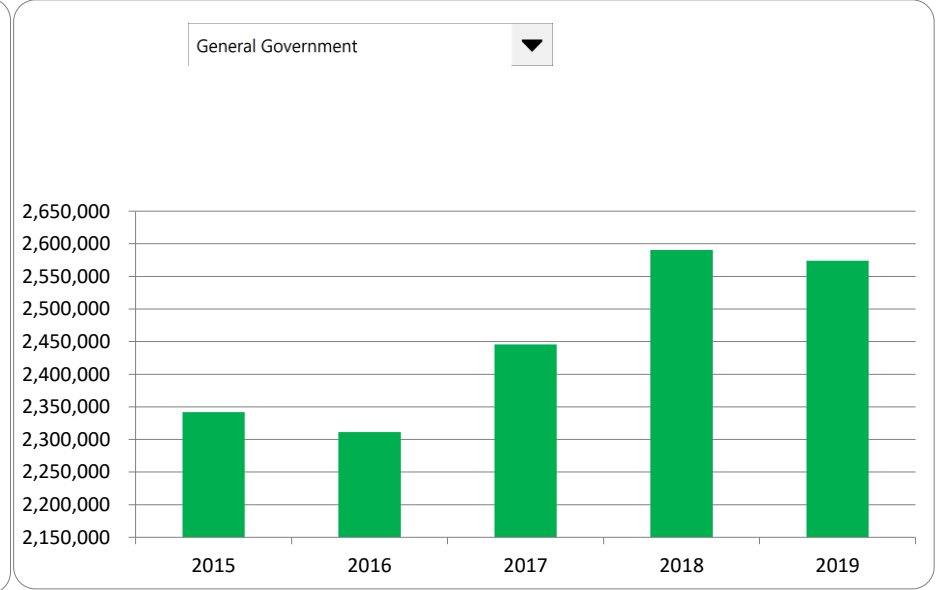
**2. Compared to the prior year**

	<u>2018</u>	<u>2019</u>	<u>% change</u>
General Government	\$ 2,590,548	\$ 2,573,839	-0.64%
Police & Fire	3,179,274	3,257,175	2.45%
Other Public Safety	474,367	566,768	19.48%
Roads	1,069,693	1,325,891	23.95%
Other Public Works	1,191,406	1,238,862	3.98%
Health & Welfare	-	-	N/A
Community/Econ. Development	5,000	-	-100.00%
Recreation & Culture	989,880	1,231,965	24.46%
Capital Outlay	285,429	547,948	91.97%
Debt Service	738,043	755,958	2.43%
Other Expenditures	<u>1,006,042</u>	<u>1,613,992</u>	60.43%
<b>Total Expenditures</b>	<b><u>\$ 11,529,682</u></b>	<b><u>\$ 13,112,398</u></b>	<b>13.73%</b>

**3. Spending per capita - compared to the prior year**



**4. Historical trends of individual departments:**



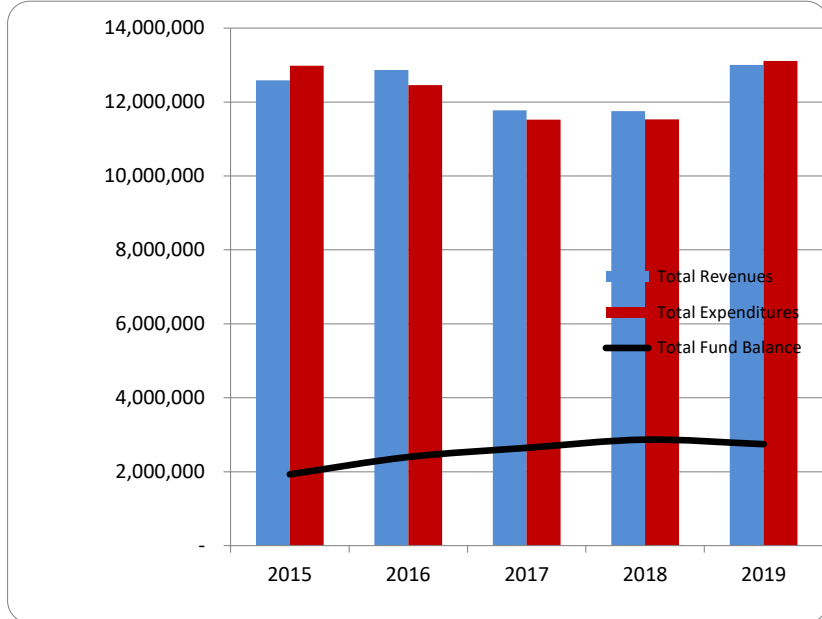
Commentary:

For more information on our unit's finances, contact Aaron Kuhn at 231-592-4002.

**CITIZEN'S GUIDE TO LOCAL UNIT FINANCES - Big Rapids (54-2-010)**

**FINANCIAL POSITION**

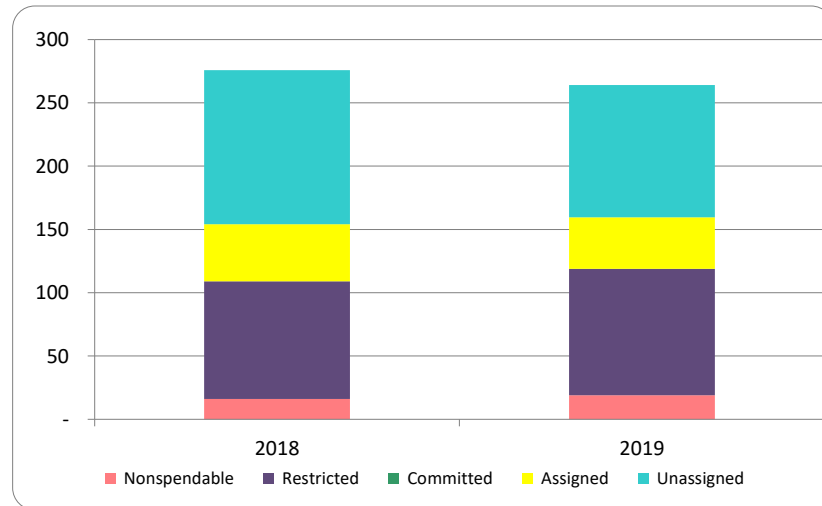
1. How have we managed our governmental fund resources (fund balance)?



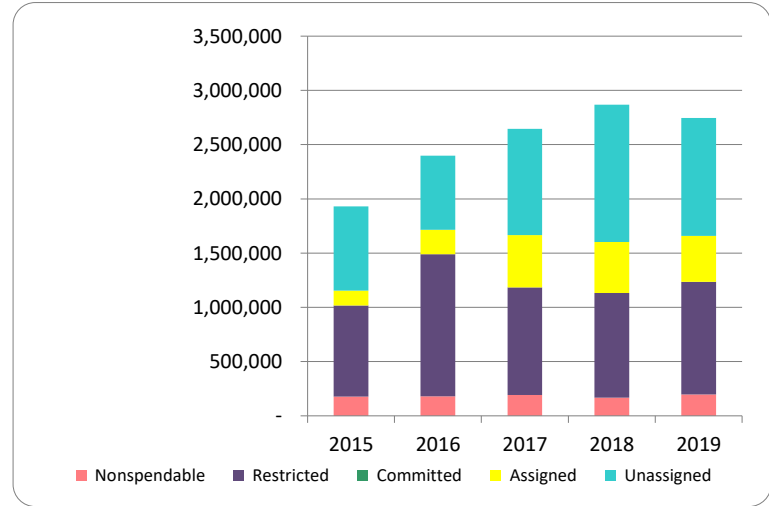
2. Compared to the prior year

	2018	2019	% change
Revenue	11,751,838	13,006,561	10.68%
Expenditures	11,529,682	13,112,398	13.73%
Surplus (shortfall)	222,156	(105,837)	-147.64%
Fund balance, by component:			
Nonspendable	167,000	196,305	17.55%
Restricted	966,615	1,038,603	7.45%
Committed	-	-	N/A
Assigned	468,828	423,708	-9.62%
Unassigned	1,264,775	1,087,002	-14.06%
total fund balance	2,867,218	2,745,618	-4.24%

3. Fund balance per capita - compared to the prior year



4. Historical trends of individual components



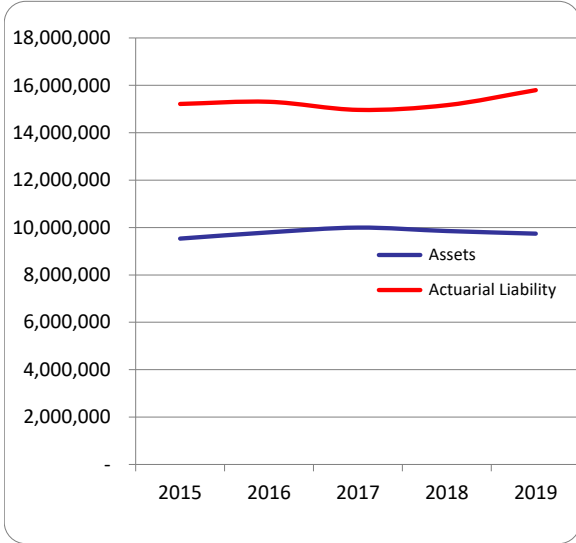
Commentary:

For more information on our unit's finances, contact Aaron Kuhn at 231-592-4002.

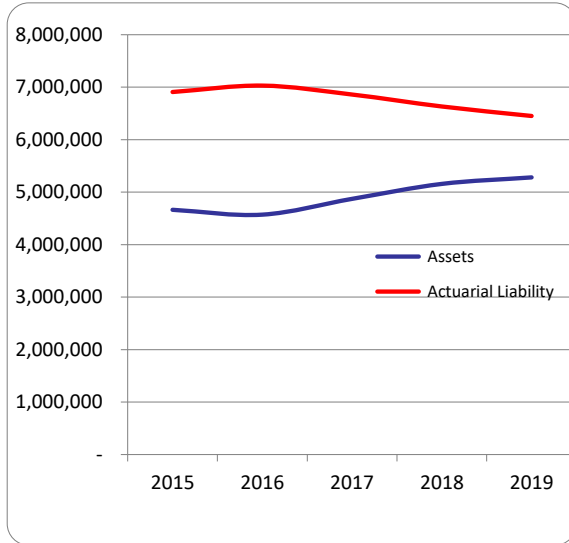
**CITIZEN'S GUIDE TO LOCAL UNIT FINANCES - Big Rapids (54-2-010)**

**OTHER LONG TERM OBLIGATIONS**

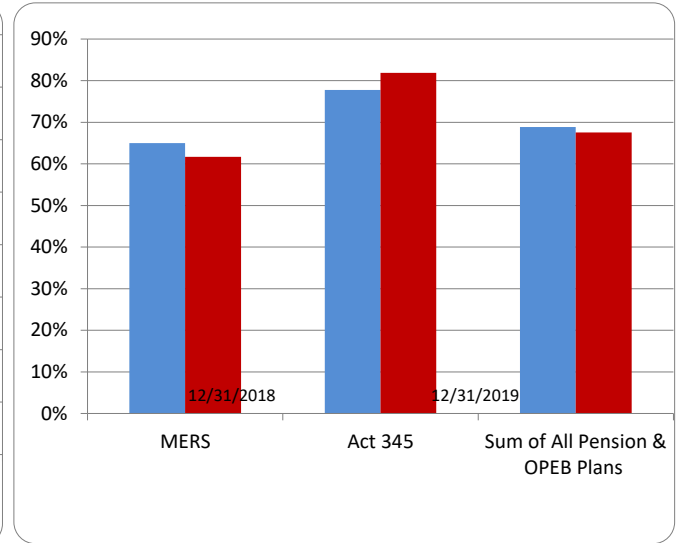
1. Pension funding status



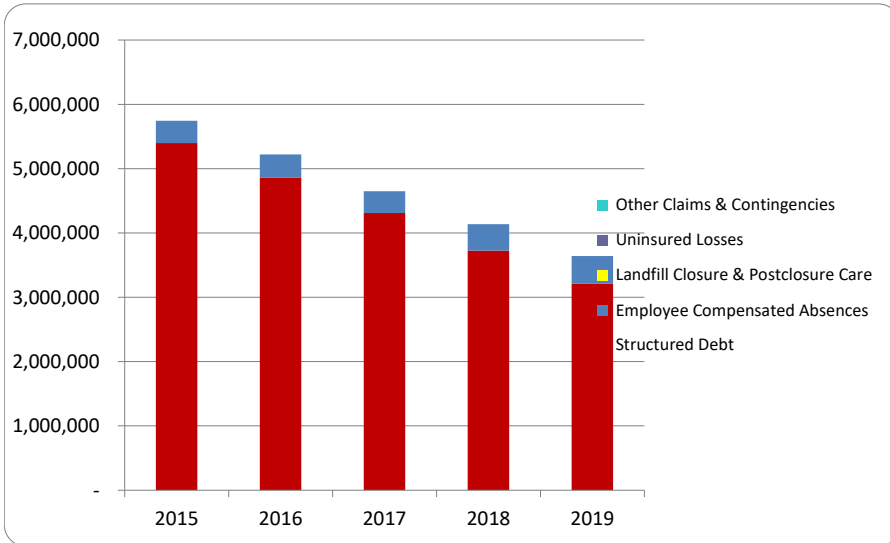
2. Retiree Health care funding status



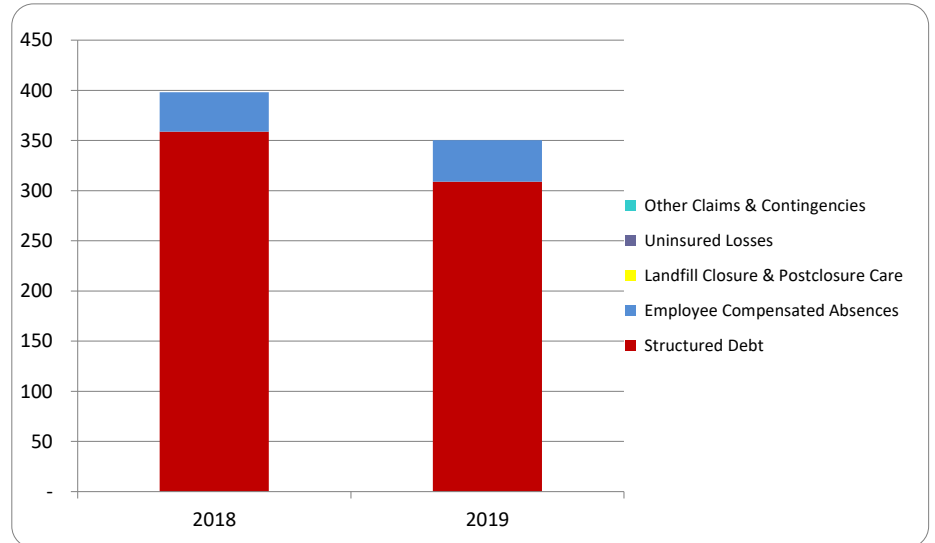
3. Percent funded - compared to the prior year



4. Long Term Debt obligations:



5. Debt & other long term obligations per capita - compared to the prior year



Commentary:

For more information on our unit's finances, contact Aaron Kuhn at 231-592-4002.