

PARKING RATES

Parking Enforcement Times: 8:00 am - 6:00 pm

On-Street Meters

24 Minute 20¢/24 Minutes

2 Hour 50¢/Hour

On Broadway 2 Hour \$1/Hour

Parking Lot Meters - P,Q,R,Y

2 Hour 50¢/Hour

10 Hour 25¢/1/4 Hour

Parking Lot Meters - S

2 Hour 10¢/Hour

9 Hour \$1/9 Hour

PARKING LOTS

Lot P	Meters	2 & 10 Hour
Lot Q	Meters	2 & 10 Hour
Lot R	Meters	2 Hour
Lot S*	Meters	2 & 9 Hour
Lot Y+	Meters	2 & 10 Hour

*Longterm Parking +EV Charging Stations (additional charging rates apply)

Overnight parking is not allowed in City Parking Lots where posted.

PARKING AREAS

The City of Burlingame maintains on-street parking and parking lots to serve customers, visitors, employees, and residents. Parking fees and time restrictions are set to encourage employee parking in the long-term parking lots, while promoting customer and visitor parking along Broadway. The funds derived from parking fees pay for parking lot maintenance and district improvements.

ON-STREET PARKING

Meters on Downtown Broadway have a 24 minute and 1 hour time limit near businesses that generate high turnover activity. Two hour meters can be found on the streets adjacent to Broadway.

PARKING LOTS

The City provides 5 parking lots. These parking lots have the following time restrictions: 2 hour, 9 hour, and 10 hour. Parking Lot Y has 6 dual cord EV charging stations (additional charging rates apply).

PAYMENT

Meters accept nickels, dimes, quarters, and some meters accept credit card payments.

CONTACT US

Parking Meter Hotline: (650) 777-4196

Parking Questions: (650) 558-7230

For more information:

www.burlingame.org/parking

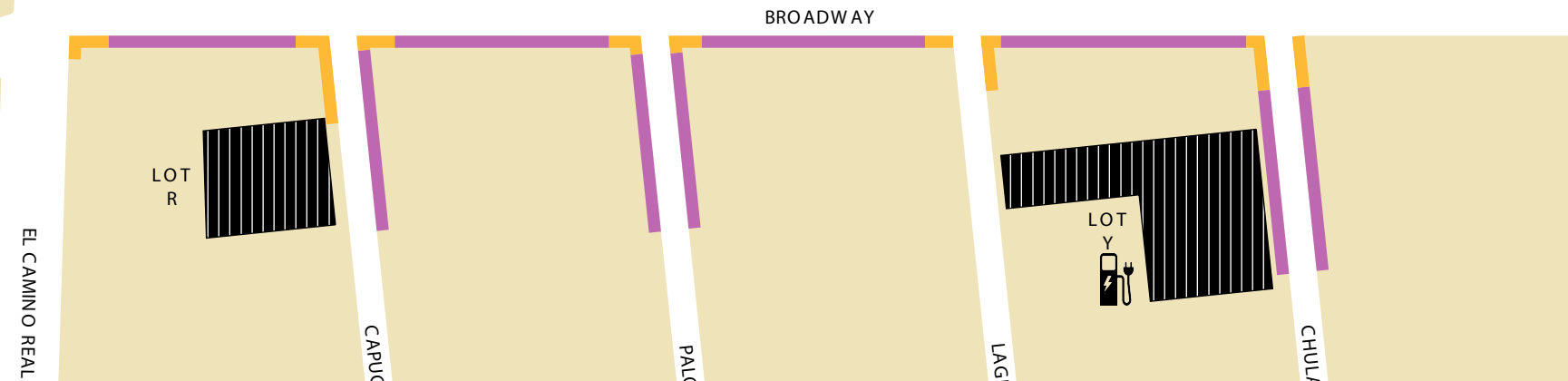
DOWNTOWN BROADWAY

Parking Guide & Information






ON-STREET PARKING

-  24-minute Meters
-  2-hour Meters



PARKING LOTS

-  Metered Parking
-  Long-Term Parking
-  Public EV Charging Station



Downtown Broadway