

# City of Troy Resident Study

---

October 2024





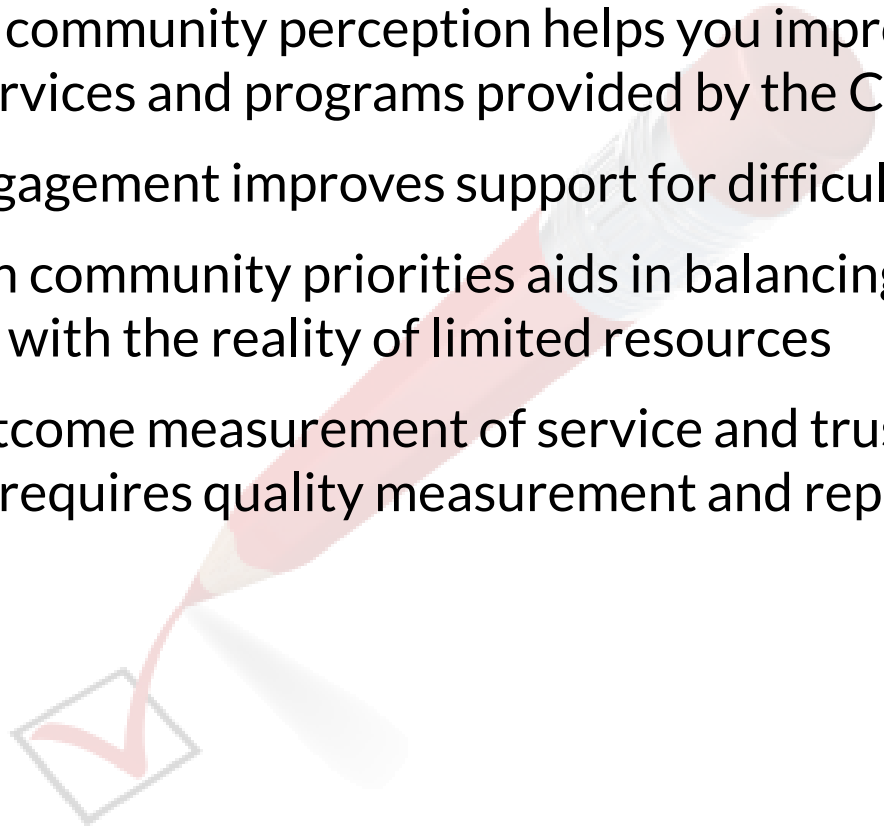
# Background on Cobalt Community Research

- 501c3 not for profit research coalition
- Mission to provide research and education
- Developed to meet the research needs of schools, local governments and nonprofit organizations



# Measuring where you are: Why research matters

- Understanding community values and priorities helps you plan and communicate more effectively about City decisions
- Understanding community perception helps you improve and promote the services and programs provided by the City
- Community engagement improves support for difficult decisions
- Reliable data on community priorities aids in balancing demands of vocal groups with the reality of limited resources
- Bottom line outcome measurement of service and trust: quality administration requires quality measurement and reporting





# Study goals

- Support budget and strategic planning decisions with additional community engagement
- Measure changes in baseline service measures to support improvements and transparency
- Identify which aspects of community provide the greatest leverage on residents' overall satisfaction and outcomes such as remaining in the community and recommending the community to others
- Understand results in context by benchmarking performance against statewide, regional and national indices that also measure industries and major organizations across the United States
- Ensure the voices of various demographic groups are heard and appreciated



# Bottom line

- The City outperformed most of the national, regional, and state benchmarks
  - Troy Overall Satisfaction: 74 (73 in 2021)
  - National: 54 (62 in 2021)
  - Midwest: 55 (61 in 2021)
  - Michigan: 54 (62 in 2021)
- Major themes from comments of what people like: feeling of safety, quality of the schools, diversity in the neighborhoods
- Major themes from comments of what people dislike: traffic congestion, road surfaces, taxes, development, lack of downtown/limited non-motorized infrastructure
- Areas most strongly linked with community satisfaction and outcomes:

2024	2021
Local government management	Local government management
Parks and recreation	Police services
Fire/EMS	Taxes
Economy	Schools
Schools	Parks and recreation

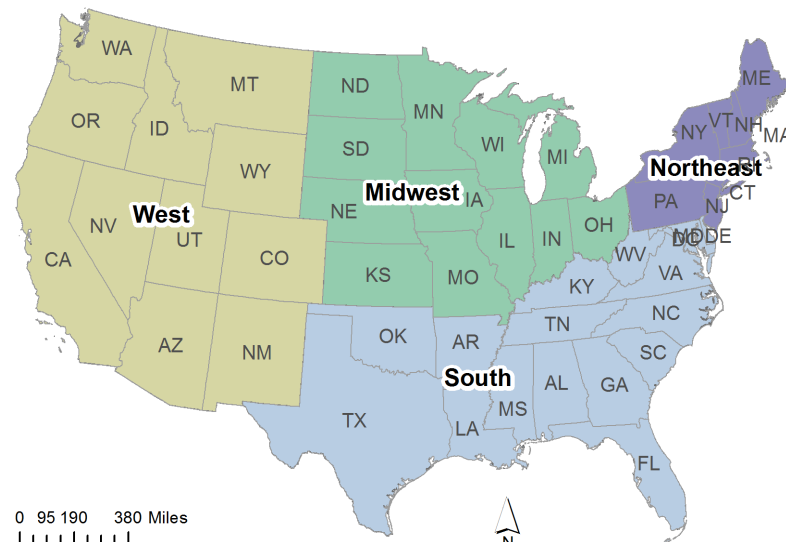
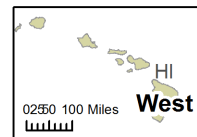


# Methodology

- Random sample of 2000 residents drawn from voters in the most recent gubernatorial election
- Utilized [www.random.org](http://www.random.org), a well-respected utility used internationally by many universities and researchers to generate true random numbers
- Conducted using two mailings in September-October 2024. Residents had the option to respond online with unique ID number
- Valid response from approximately 551 residents (492 in 2021), providing +/- 4.1 percent margin of error with a confidence level of 95%
  - **Note:** National surveys with a margin of error +/- 5% require a sample of 384 responses to reflect a population of 330,000,000
- Also received surveys from approximately 174 people who were not part of the sample, bringing total response to 725.
  - **Note:** Non-sample responses were not included in the summary data provided, but are included as a row in the crosstabs for comparison
- Details on respondent pattern are available in the crosstabs

# Available Tools

- Comparison scores with local governments in Michigan, the Midwest and across the nation
- Comparison scores with non-local government comparables (industries, companies, federal agencies)
- Detailed questions and responses broken by demographic group and “thermal mapped,” so lower scores are red and higher scores are blue





# Preserving Voice: Looking Into Detail

Rating Questions 2024 City of Troy Count: 551 +/-4.1%		Community Image													
		Image overall	A safe place to live	An enjoyable place for children	An enjoyable place for young adults (age 18-35)	An enjoyable place for senior citizens (age 65+)	An enjoyable place for people to visit	Physically attractive/great curb appeal	A great place for families	A great place to have a business	A city that is growing responsibly	A safe place to bike and walk	A safe place to bike and walk at night	A perfect community for me	A place that is inclusive and celebrates diversity
2021 Overall		8.2	9.1	8.8	7.6	8.6	7.8	8.0	8.8	8.4	7.6	7.8	7.2	7.9	8.5
2024 Overall		8.2	9.0	8.8	8.0	8.4	8.0	8.0	8.9	8.4	7.8	7.6	6.9	8.0	8.7
Residency	One year or less*	-	-	-	-	-	-	-	-	-	-	-	-	-	-
	1-5 years	8.2	9.1	8.8	7.7	8.7	7.4	8.0	9.0	8.5	8.6	7.6	7.1	7.9	8.8
	6-10 years	8.2	8.9	8.6	8.4	8.8	8.0	8.3	8.9	8.3	7.4	7.8	7.1	8.0	8.3
	More than 10 years	8.2	9.0	8.9	8.0	8.4	8.1	8.0	8.9	8.4	7.7	7.6	6.9	8.0	8.8
Own/Rent	Own	8.1	9.0	8.8	7.9	8.4	7.9	7.9	8.9	8.3	7.7	7.5	6.8	7.9	8.6
	Rent/Lease*	8.1	8.9	8.5	8.1	8.2	7.6	8.1	9.0	9.0	7.9	7.1	6.8	7.6	8.5
Age	18 to 24*	8.4	9.4	9.2	6.6	7.6	7.8	7.4	9.2	8.3	7.7	9.4	9.0	7.8	9.8
	25 to 34*	8.3	9.1	9.0	7.8	9.0	7.4	7.9	9.2	8.4	8.8	7.6	7.2	7.9	8.9
	35 to 44	7.7	8.7	8.5	7.3	8.4	6.9	7.5	8.7	7.8	7.3	6.9	6.4	7.3	8.0
	45 to 54	8.0	8.8	8.6	7.7	8.3	7.7	7.9	8.7	8.3	7.6	7.6	7.0	7.8	8.6
	55 to 64	8.0	8.9	8.7	7.8	8.2	7.9	7.7	8.8	8.0	7.5	7.3	6.8	7.6	8.5
	65 to 74	8.2	9.0	8.8	8.1	8.3	8.1	8.0	8.8	8.5	7.6	7.5	6.8	8.0	8.6
	75 or over	8.9	9.3	9.3	9.0	8.9	9.0	8.7	9.3	9.0	8.5	8.5	7.5	8.8	9.4

Consistent Scores  
Regardless of  
Demographics

Checked Scores  
that Vary by  
Demographics

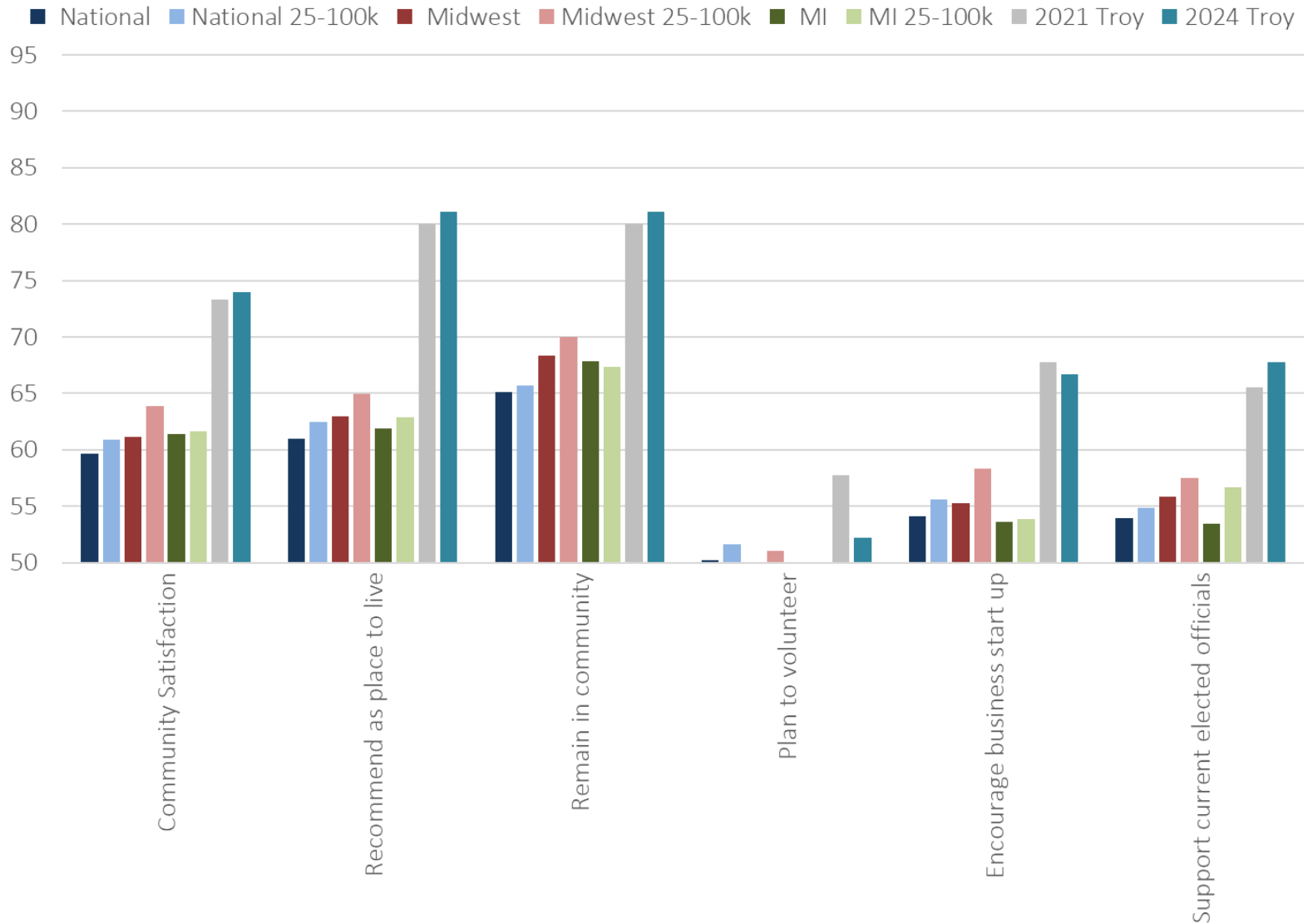
# Results





# Outcome Behaviors to Benchmarks

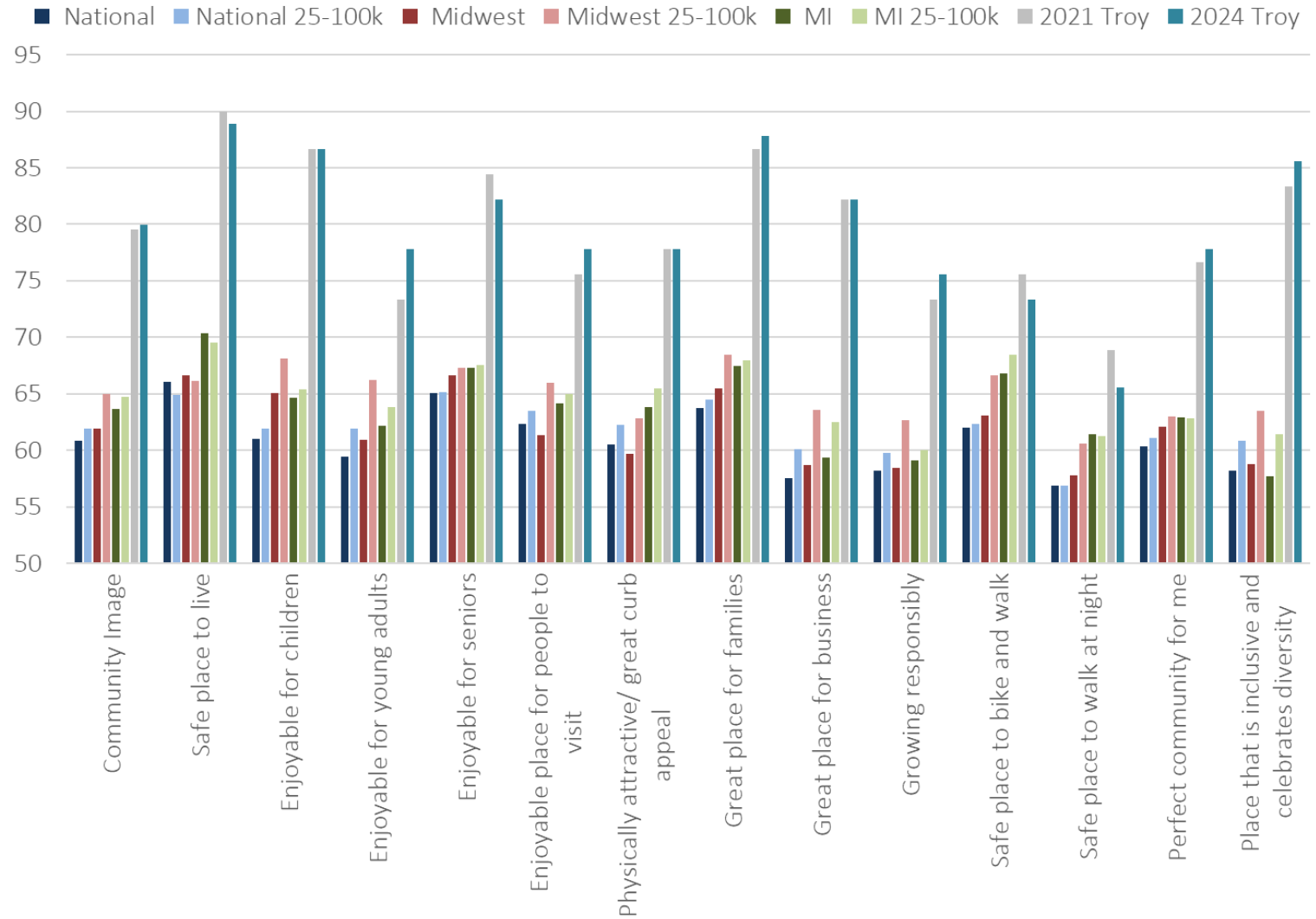
(High score = 100)





# Community Image

(High score = 100)





# Community Questions – Long-term Drivers

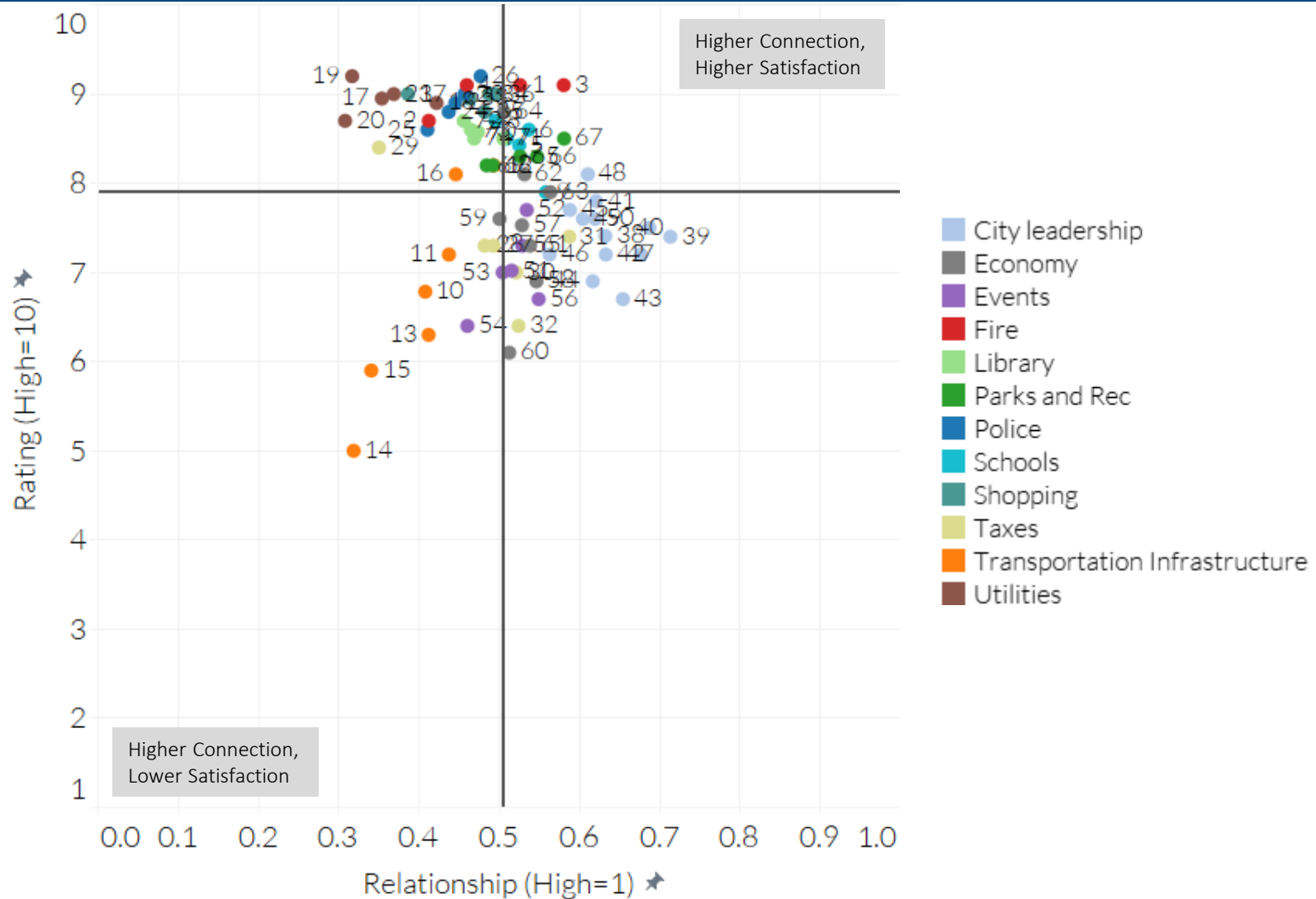
Perceived Performance

High scoring areas that do not currently have a strong relationship to engagement relative to the other areas.	Areas where the organization received high scores and that have a strong relationship to engagement. Strengths to build on.
Lower scoring areas relative to the other areas with low relationship to engagement.	Areas where the organization received lower scores and that have a strong relationship to engagement. Weaknesses to improve.

Strength of Relationship

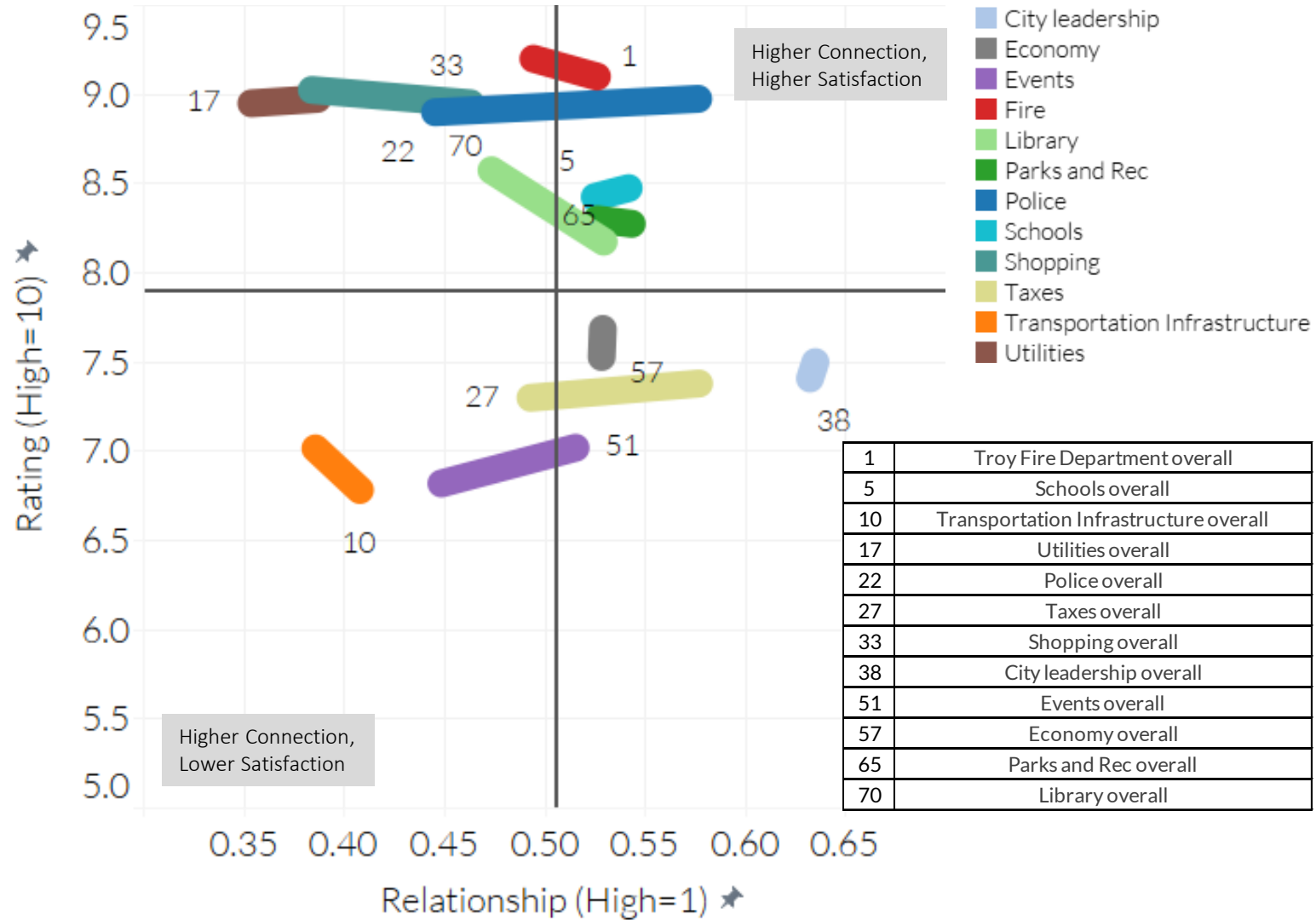


# Scores in Context



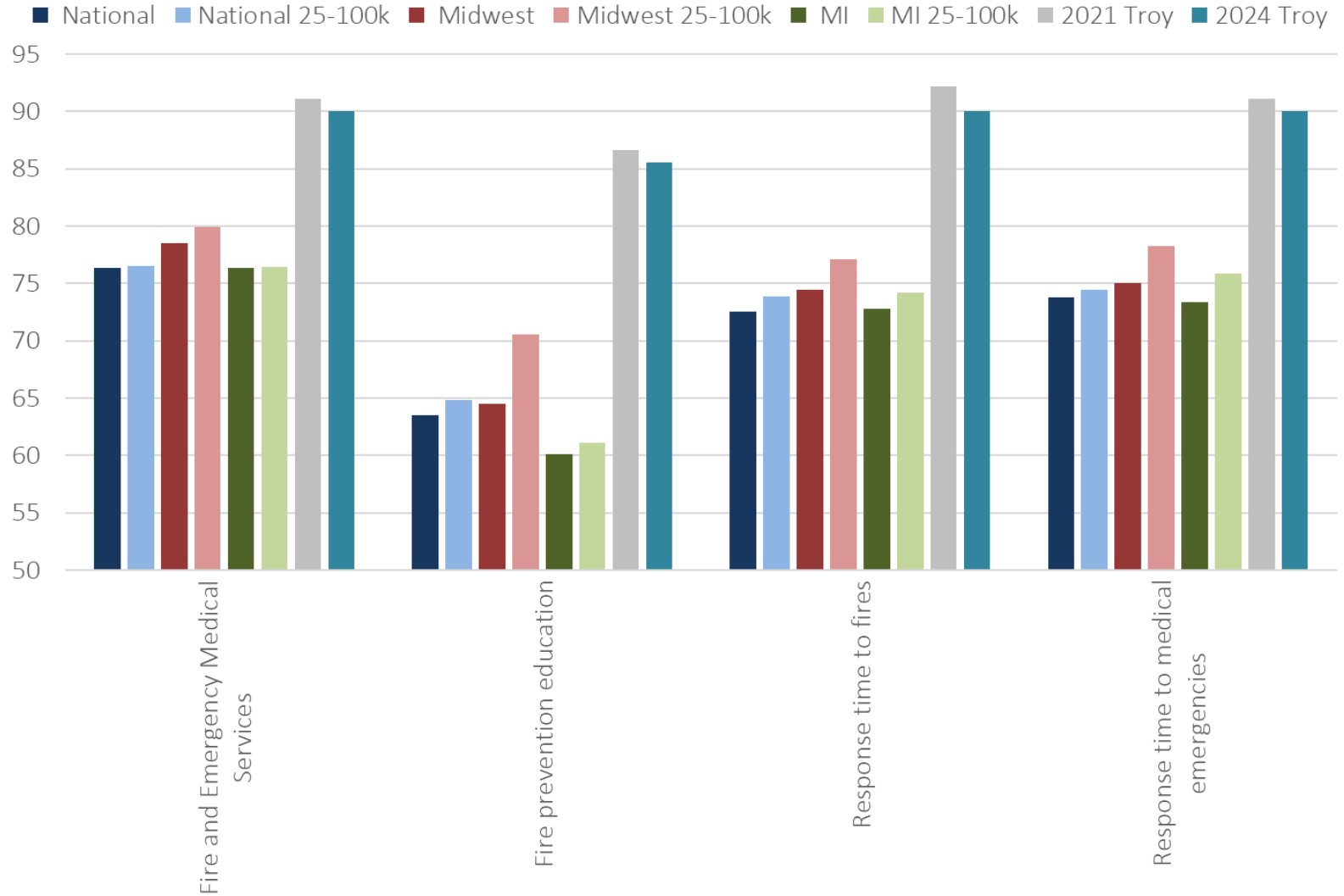


# Drivers of Satisfaction and Behavior: Strategic Priorities



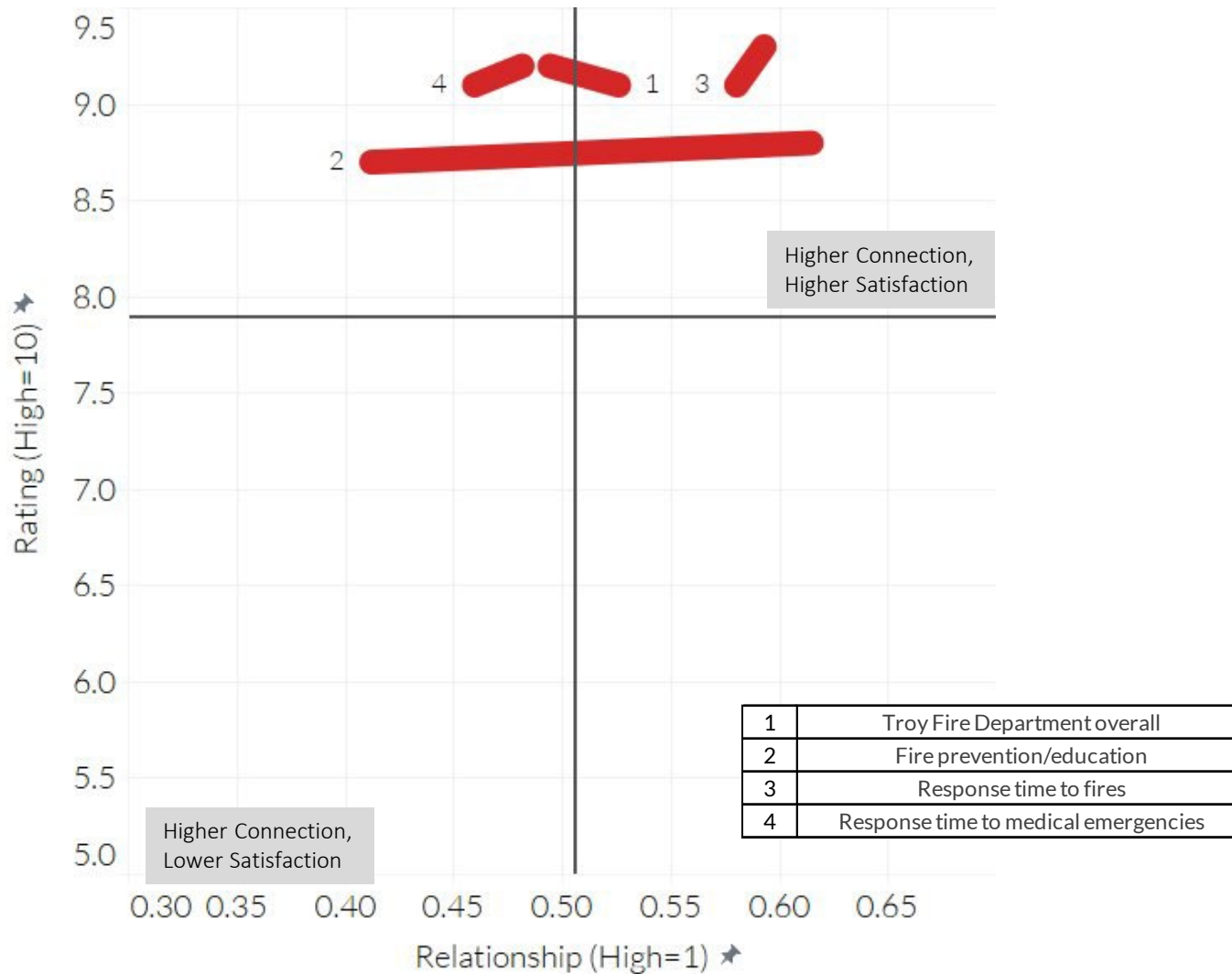


(High score = 100)  
**Fire/EMS**





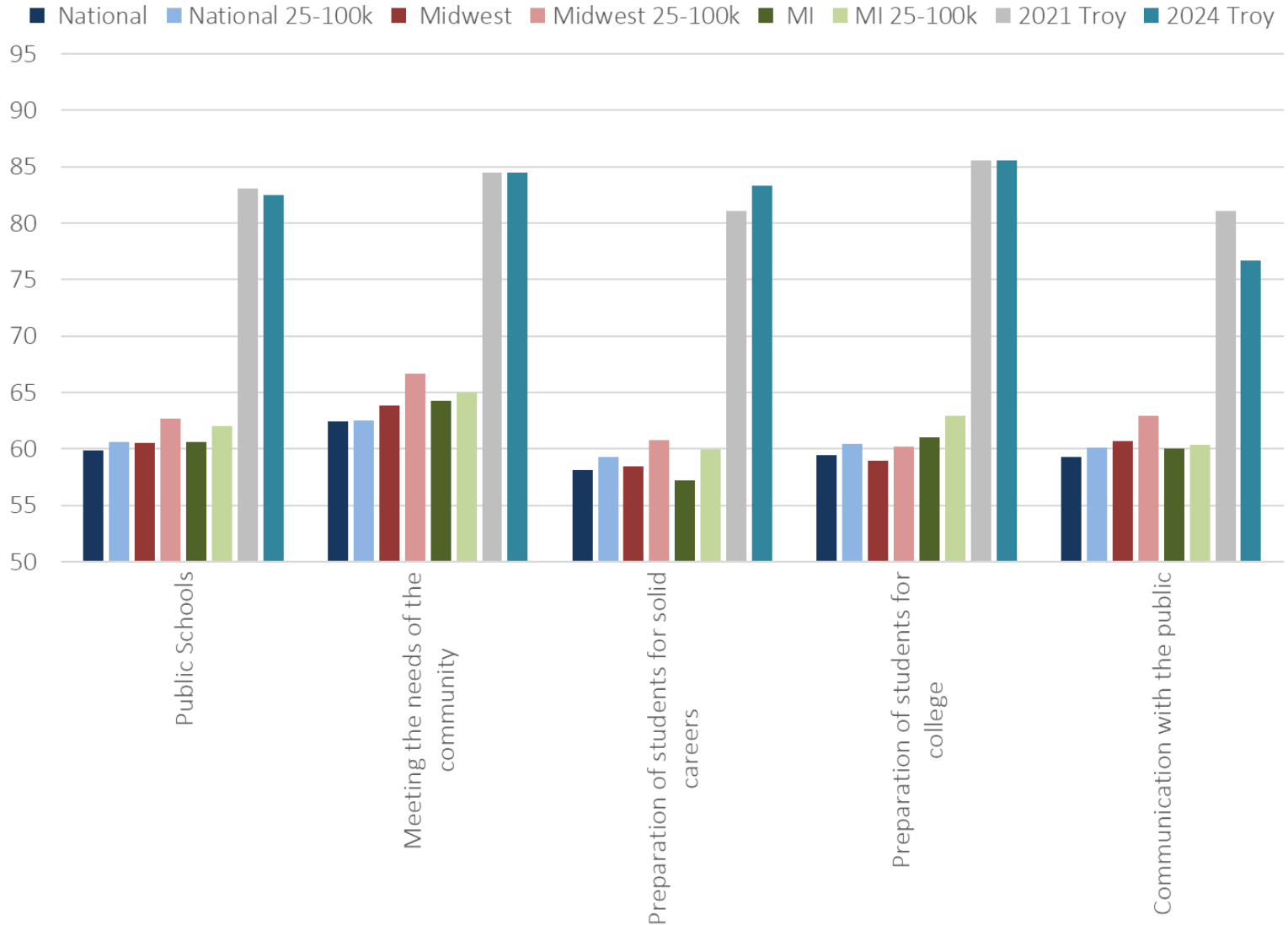
# Drivers of Satisfaction and Behavior: Fire/EMS





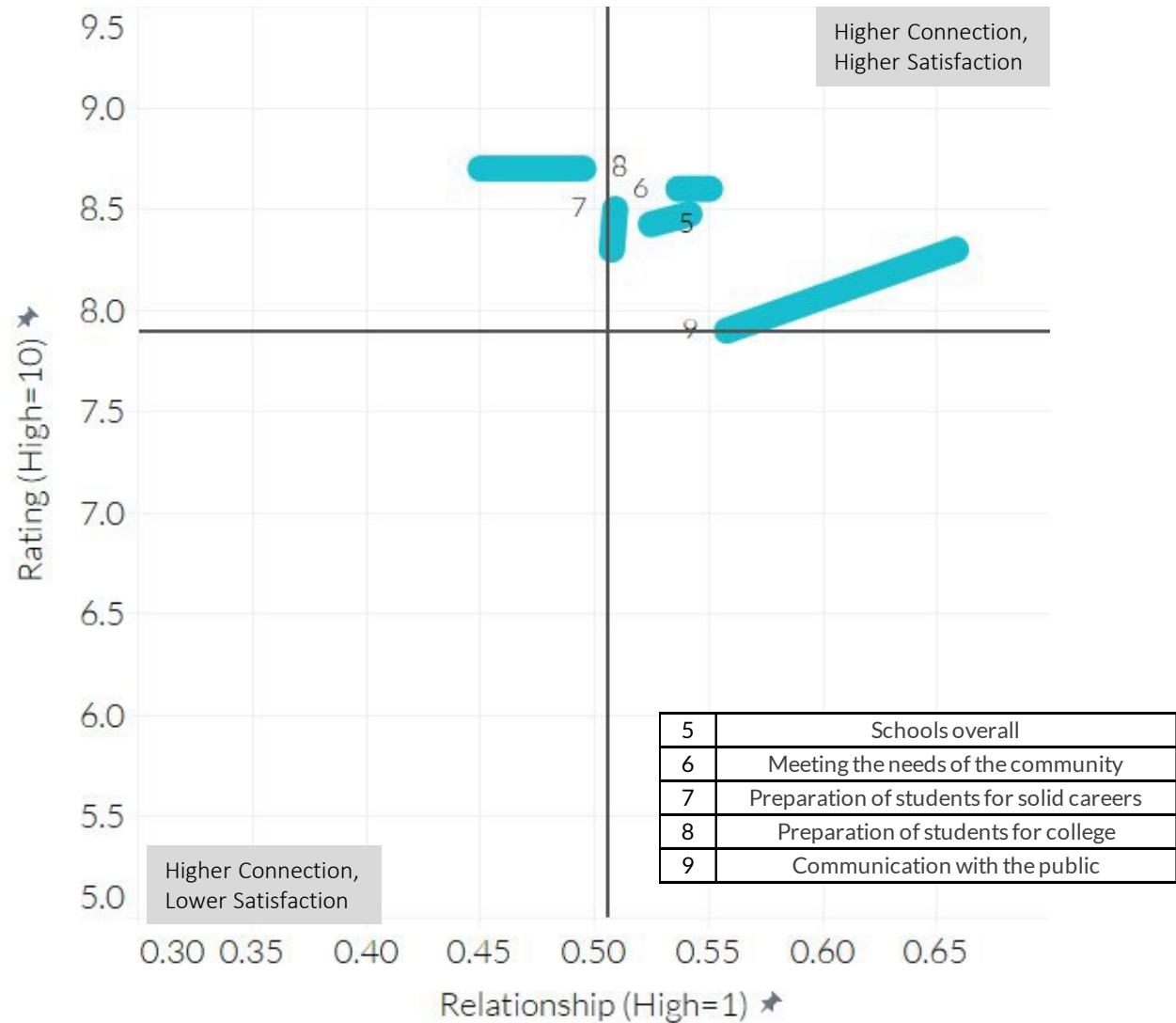
(High score = 100)

# Local Public School Systems





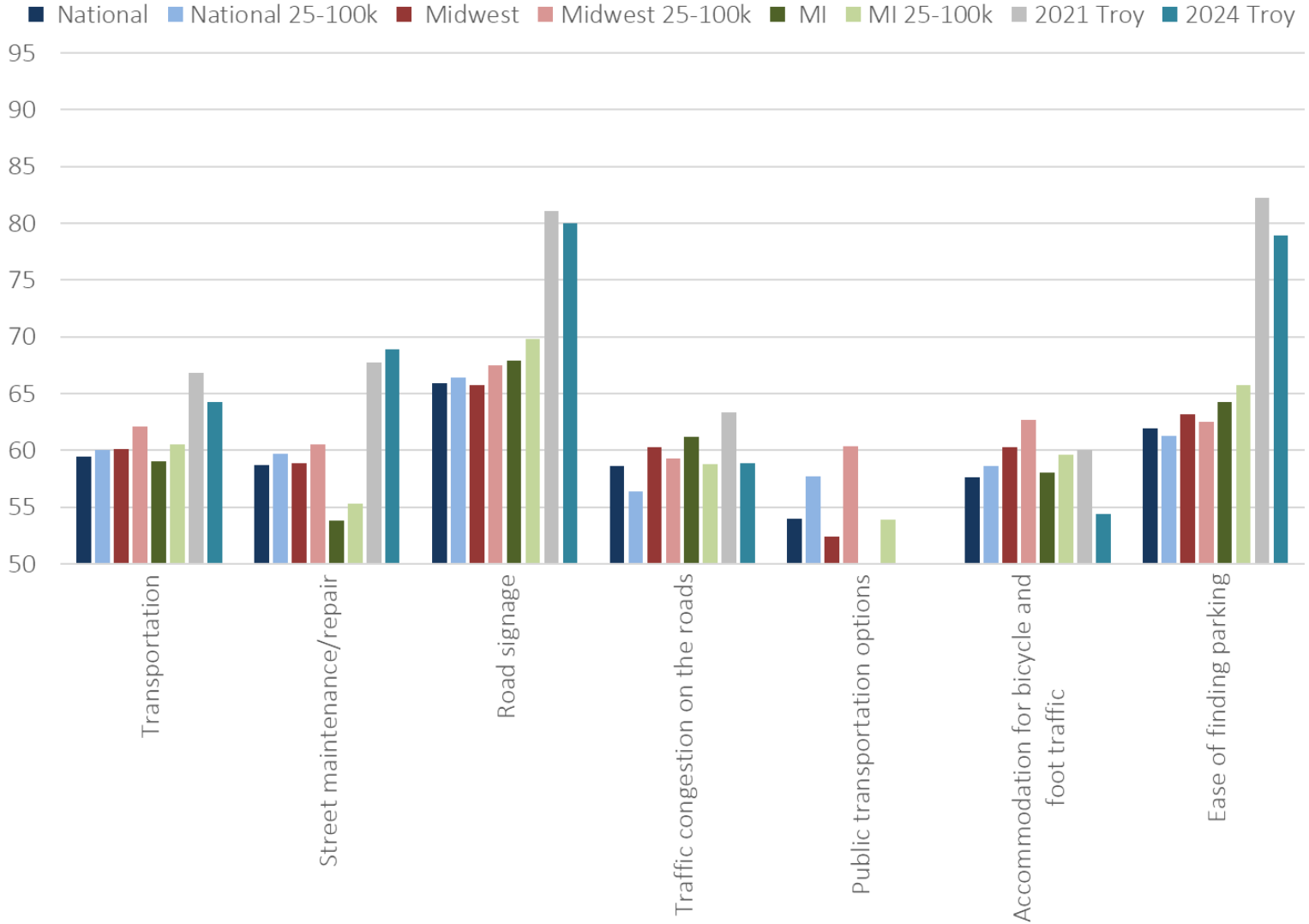
# Drivers of Satisfaction and Behavior: Local Public School System





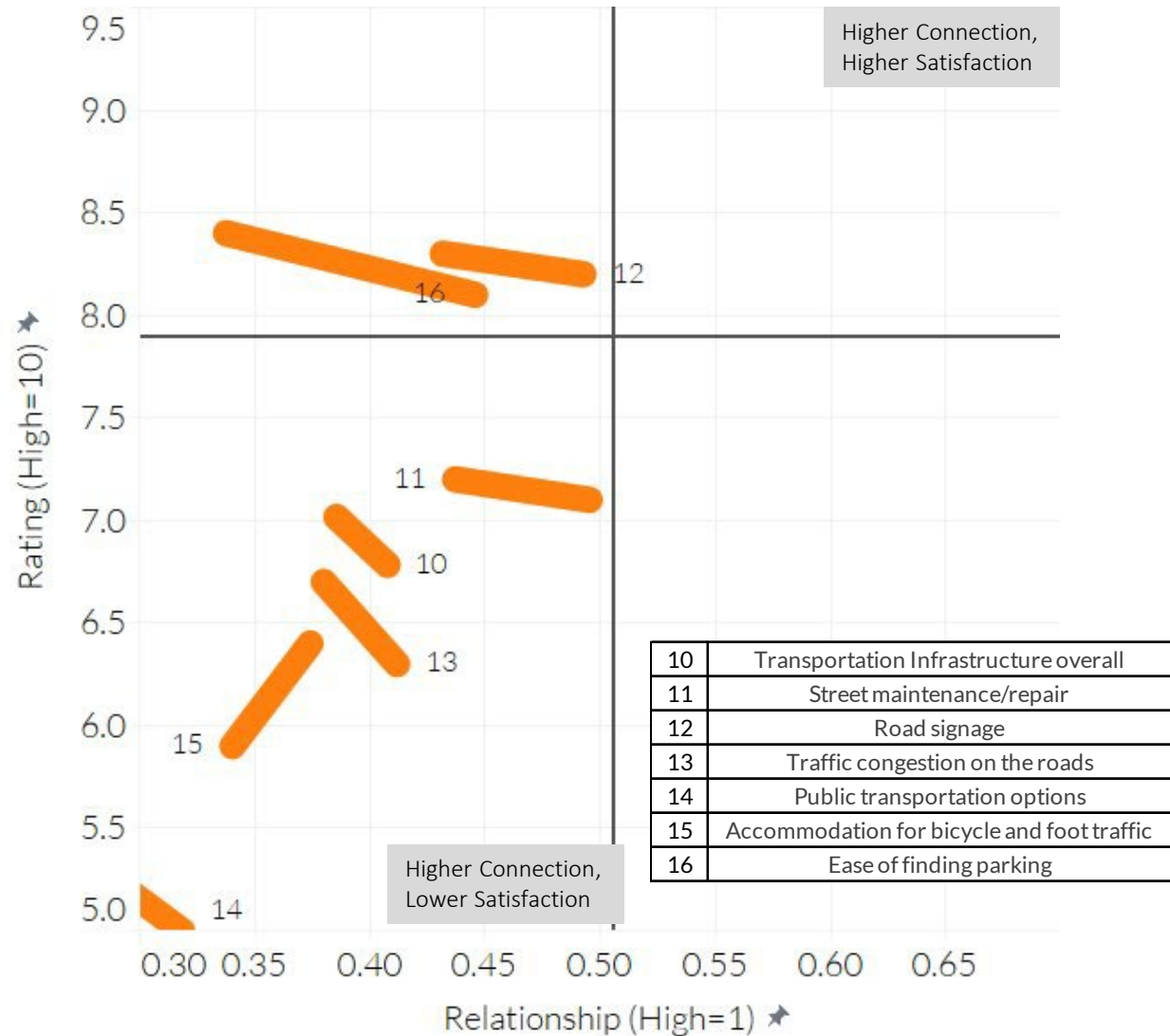
(High score = 100)

# Transportation Infrastructure





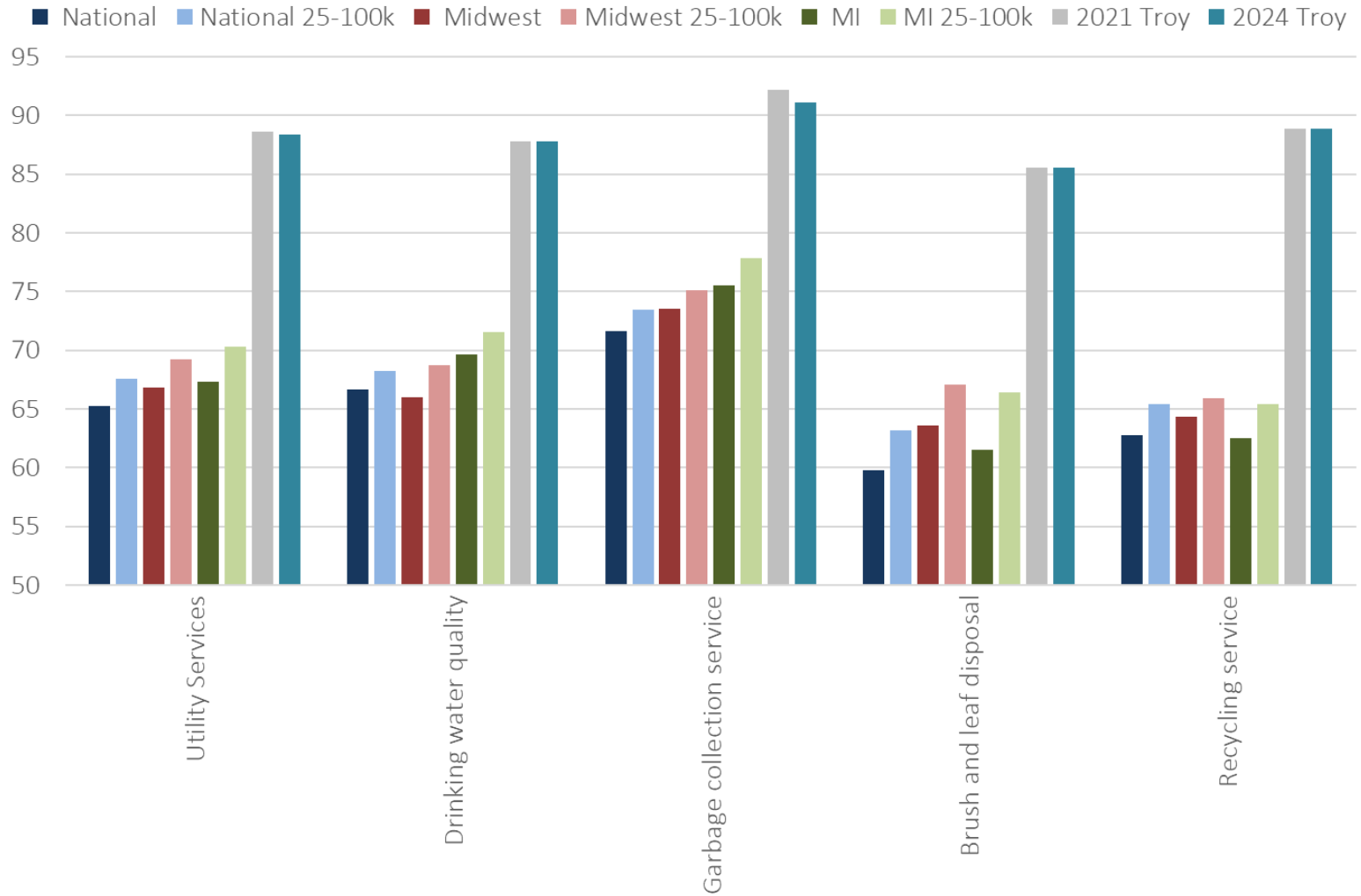
# Drivers of Satisfaction and Behavior: Transportation Infrastructure





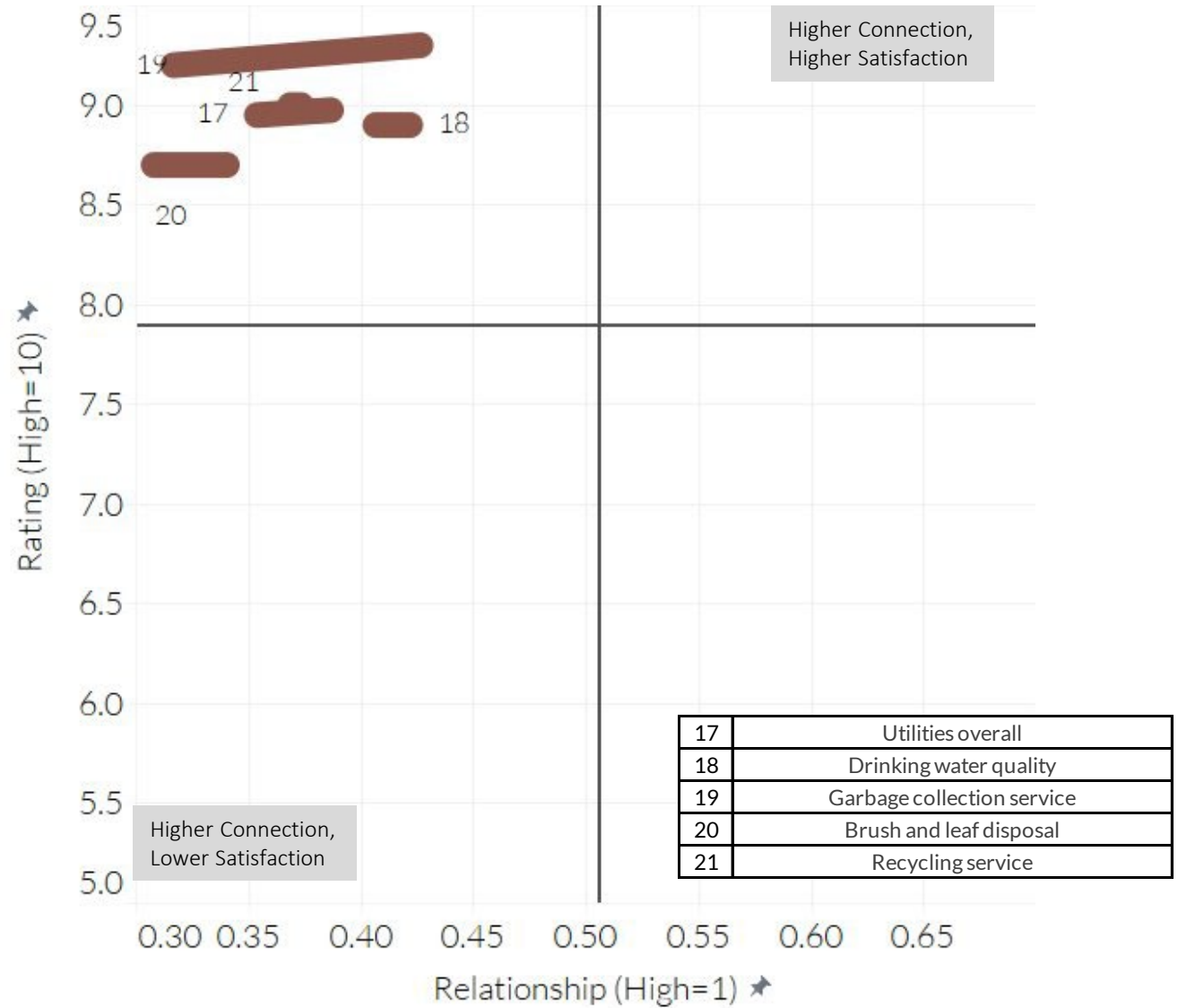
(High score = 100)

# Utility Services





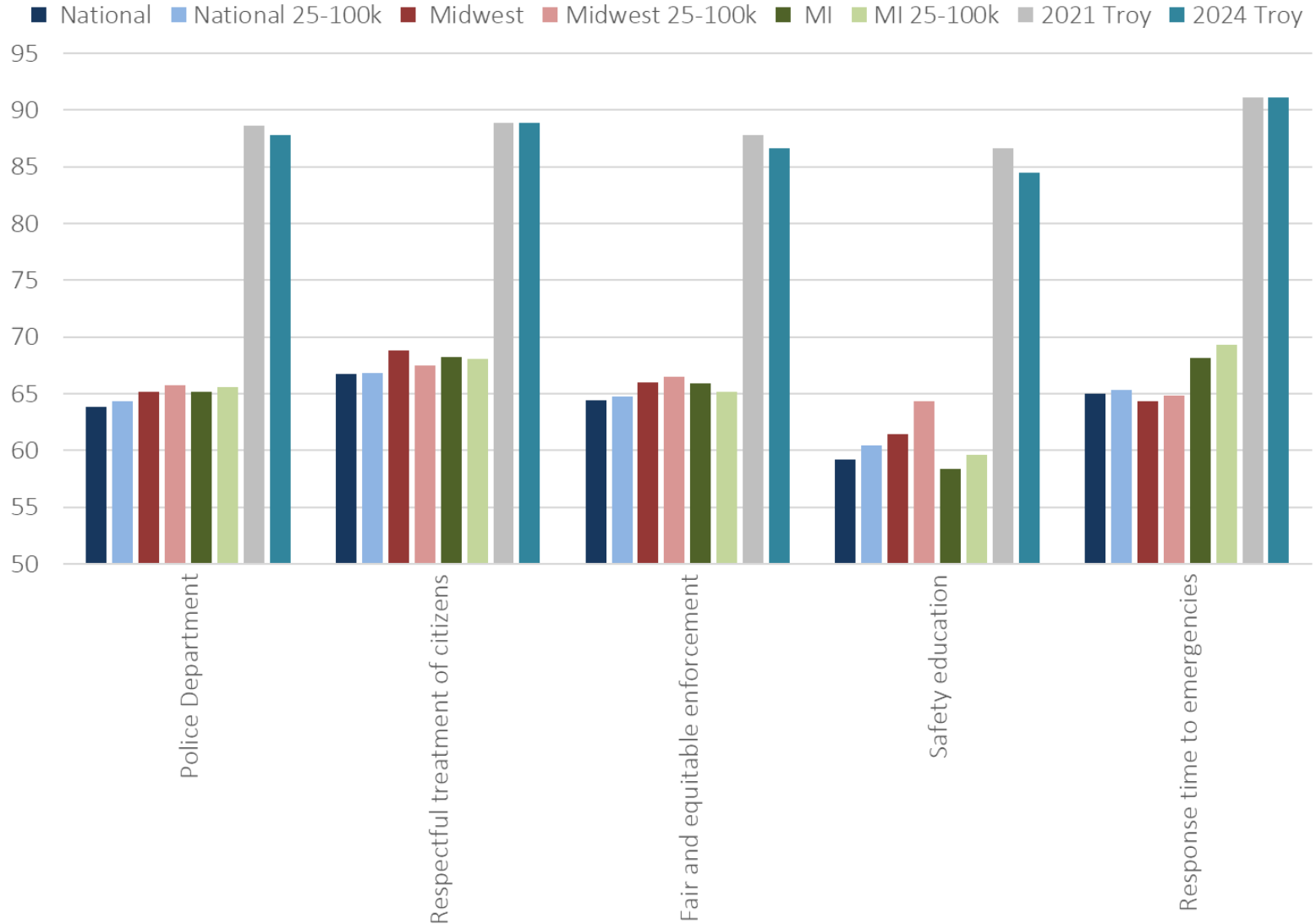
# Drivers of Satisfaction and Behavior: Utility Services





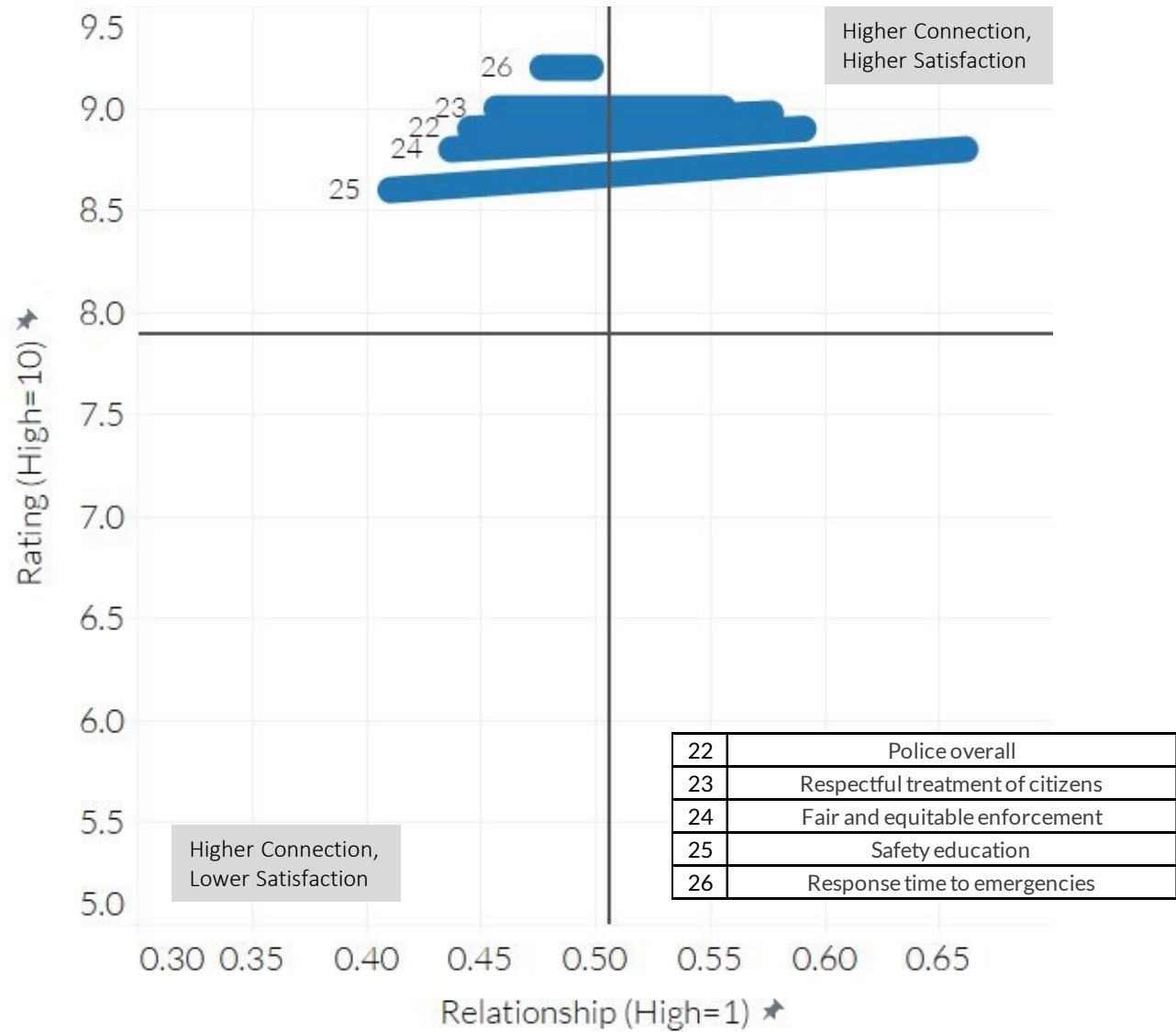
(High score = 100)

# Local Law Enforcement





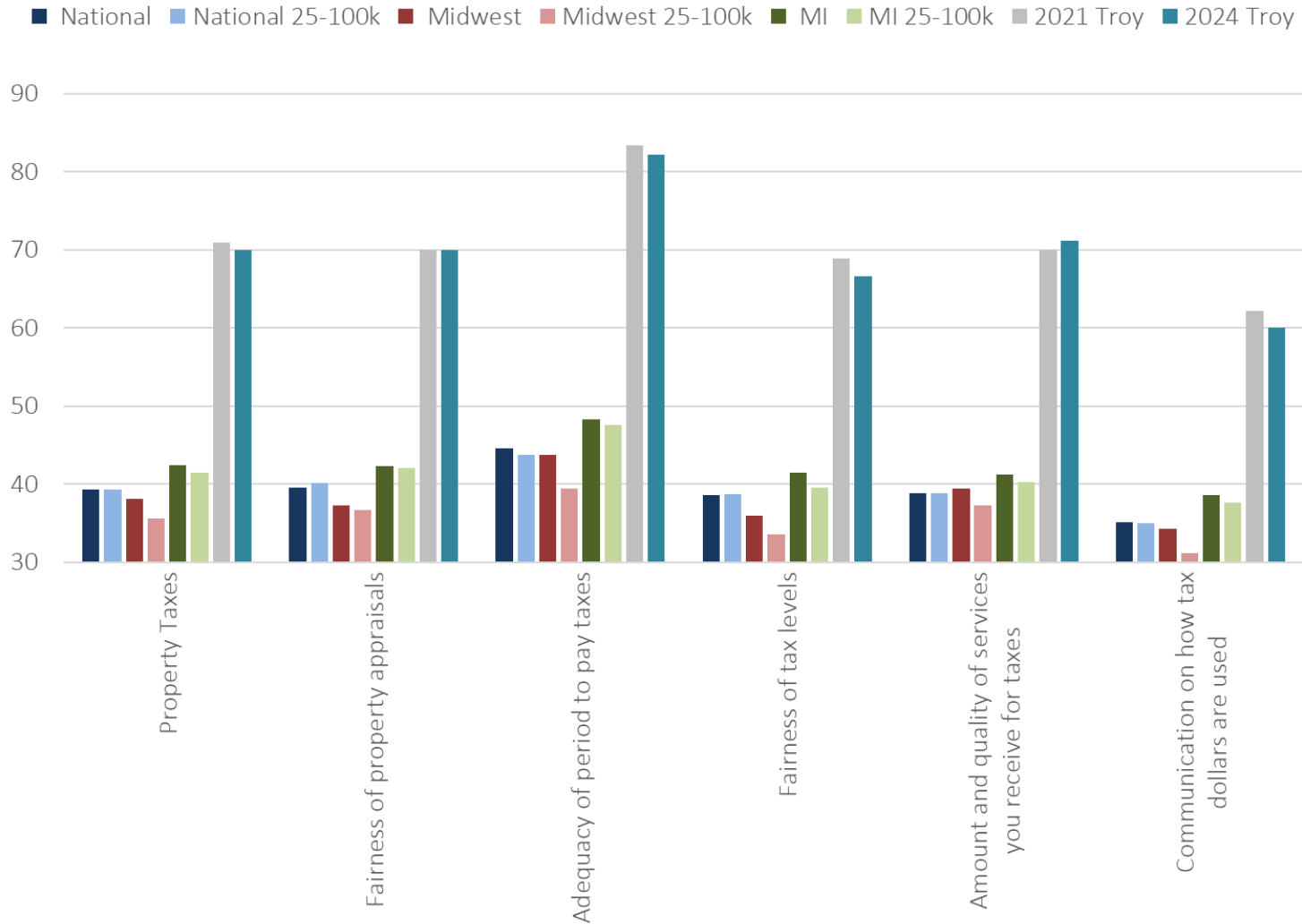
# Drivers of Satisfaction and Behavior: Local Law Enforcement





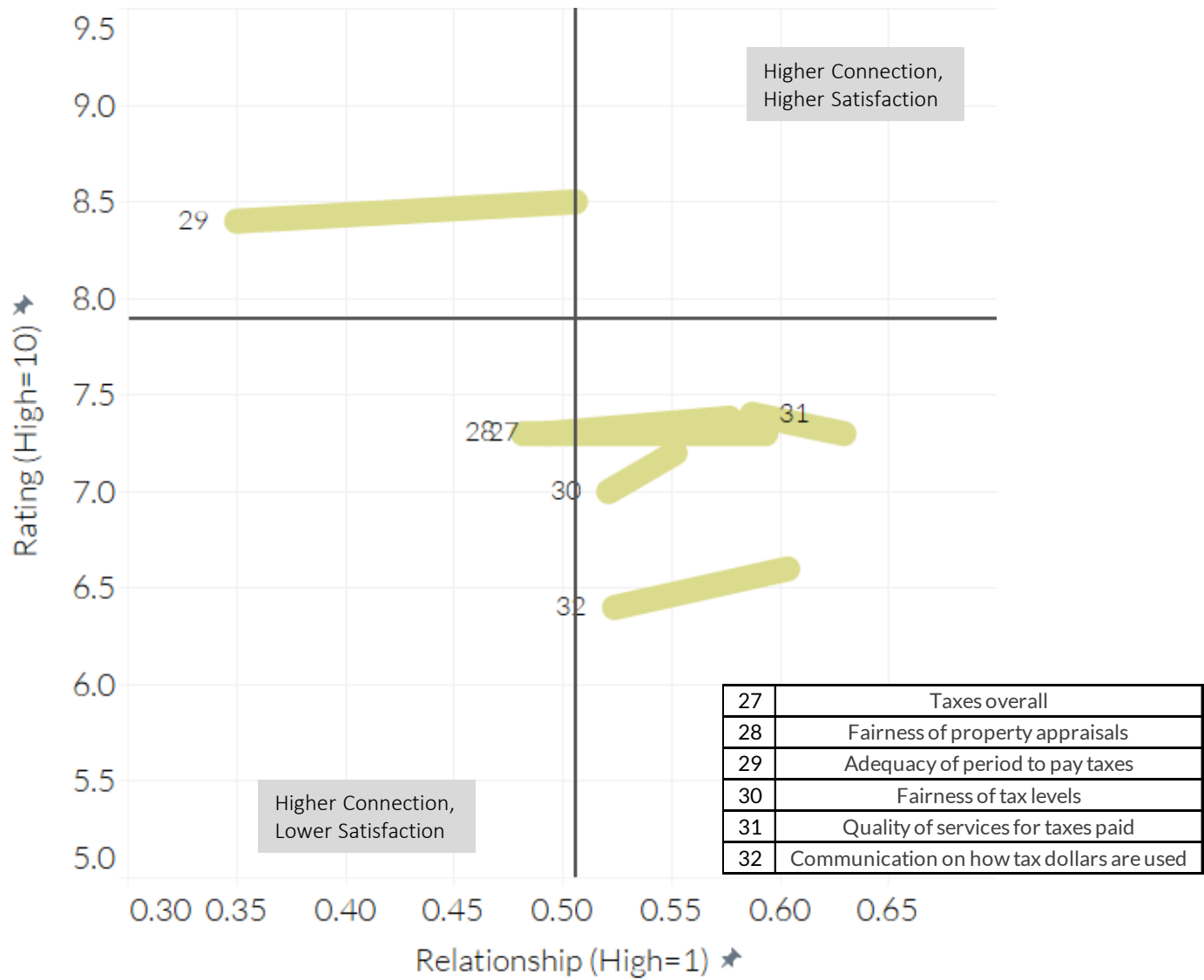
(High score = 100)

# Property Taxes





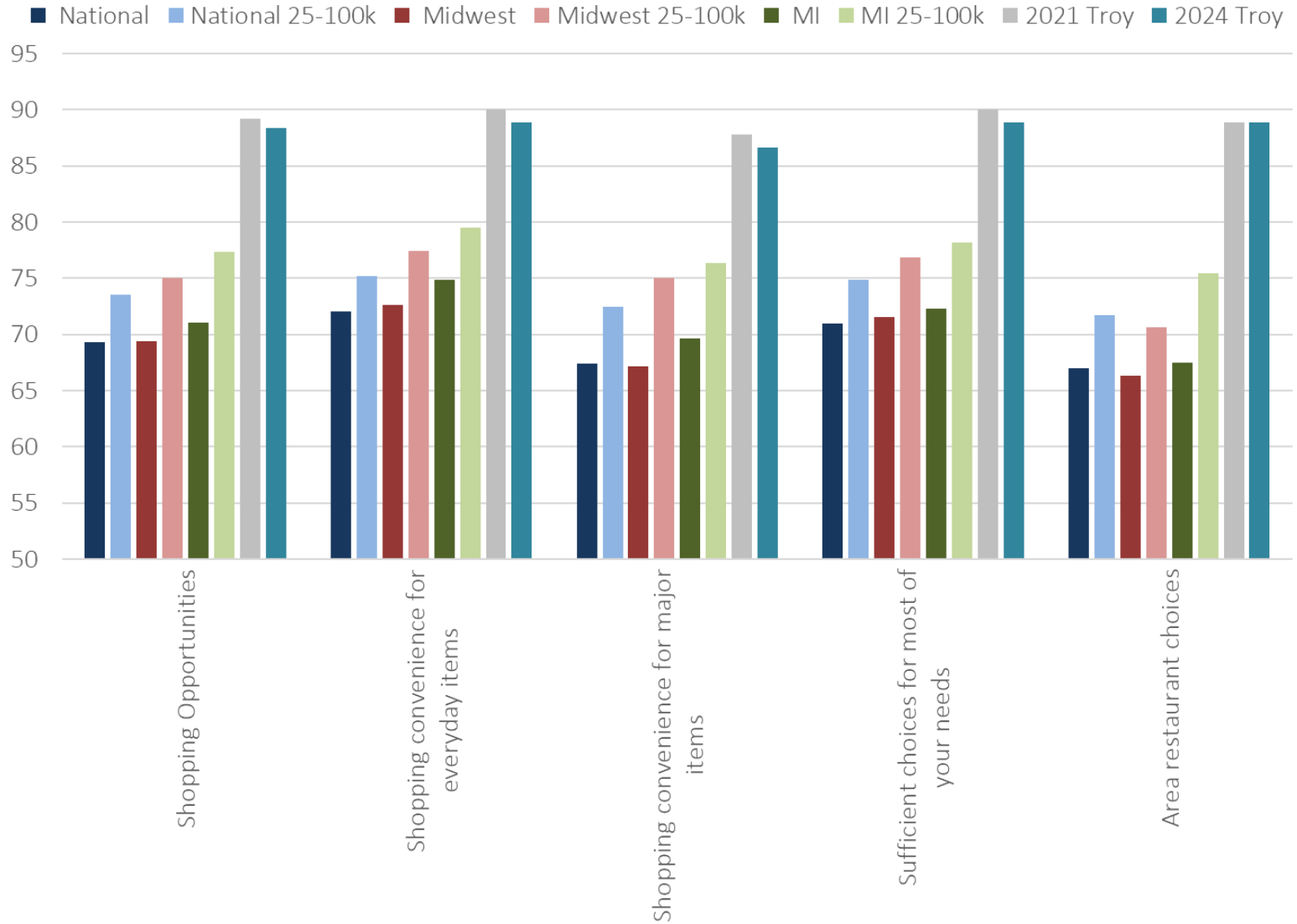
# Drivers of Satisfaction and Behavior: Property Taxes





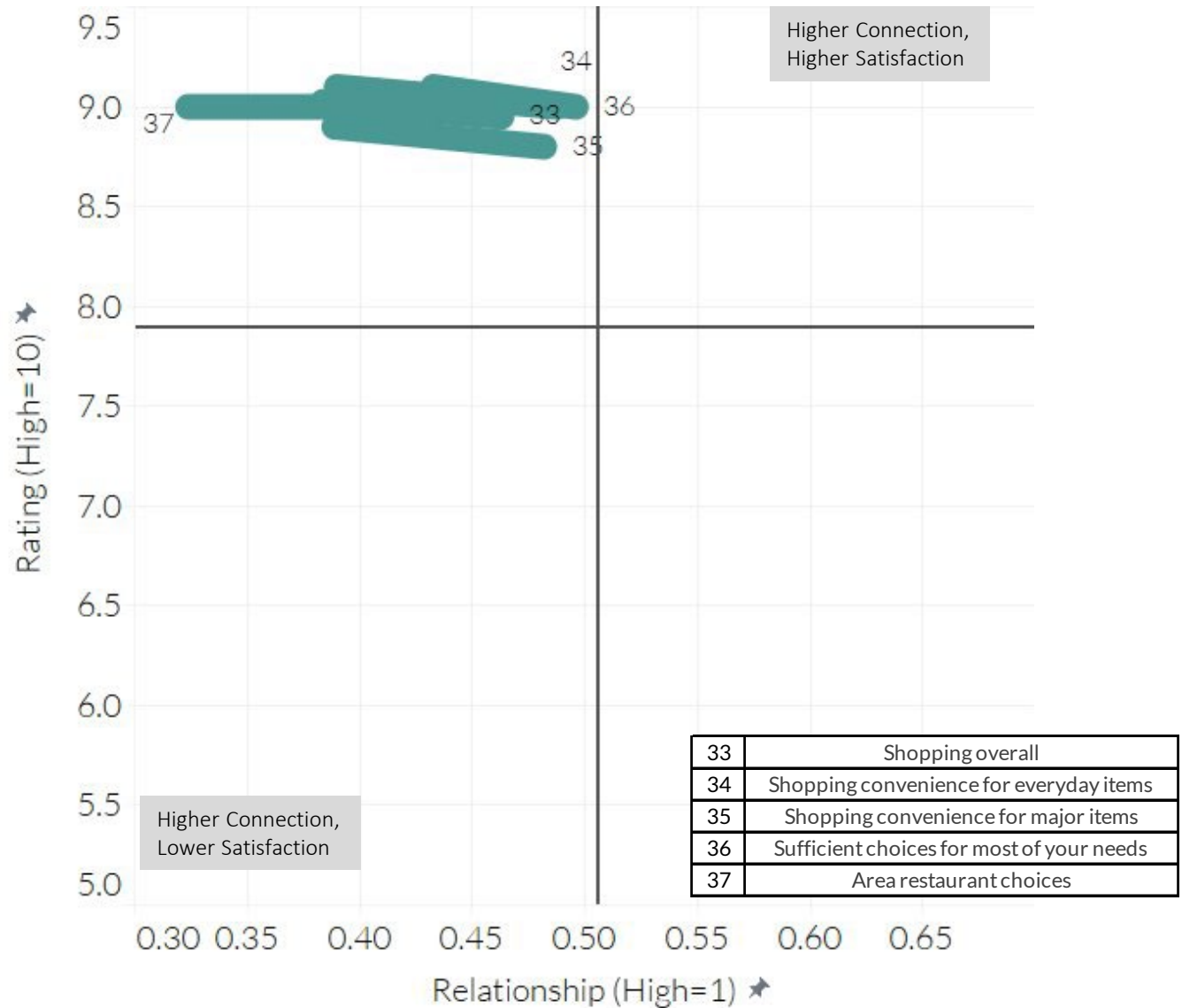
(High score = 100)

# Shopping Opportunities





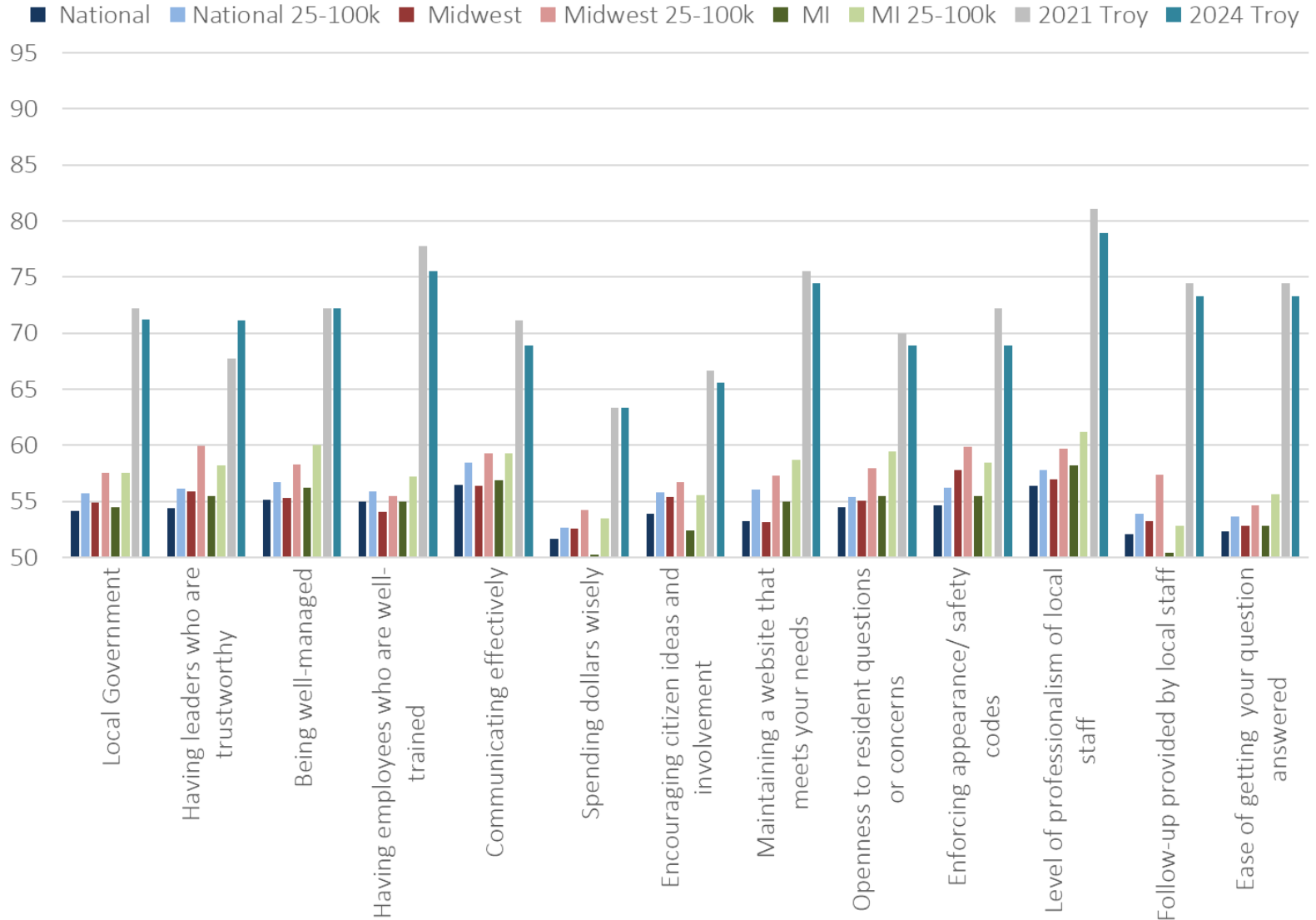
# Drivers of Satisfaction and Behavior: Shopping Opportunities





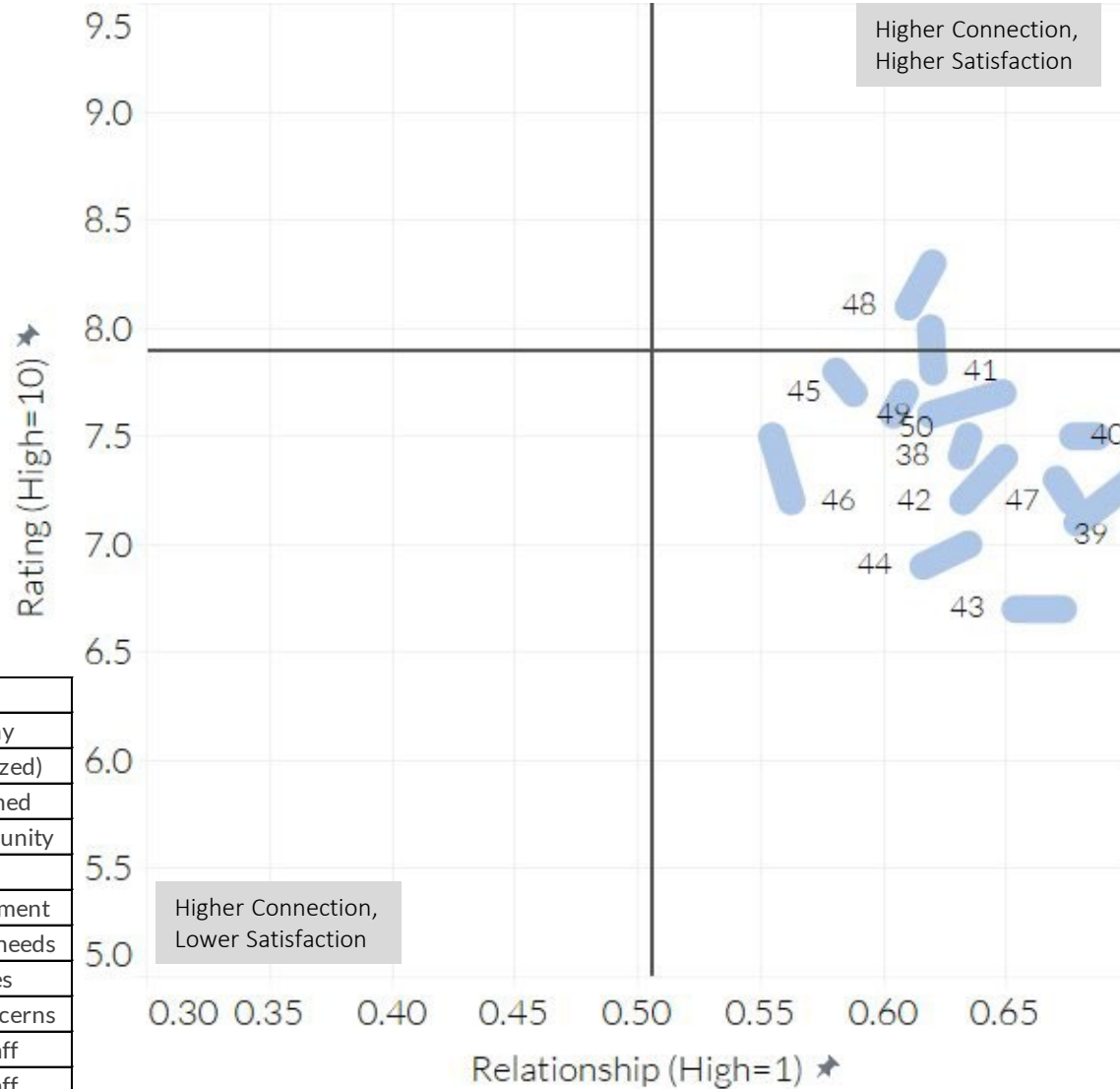
(High score = 100)

# Local Government





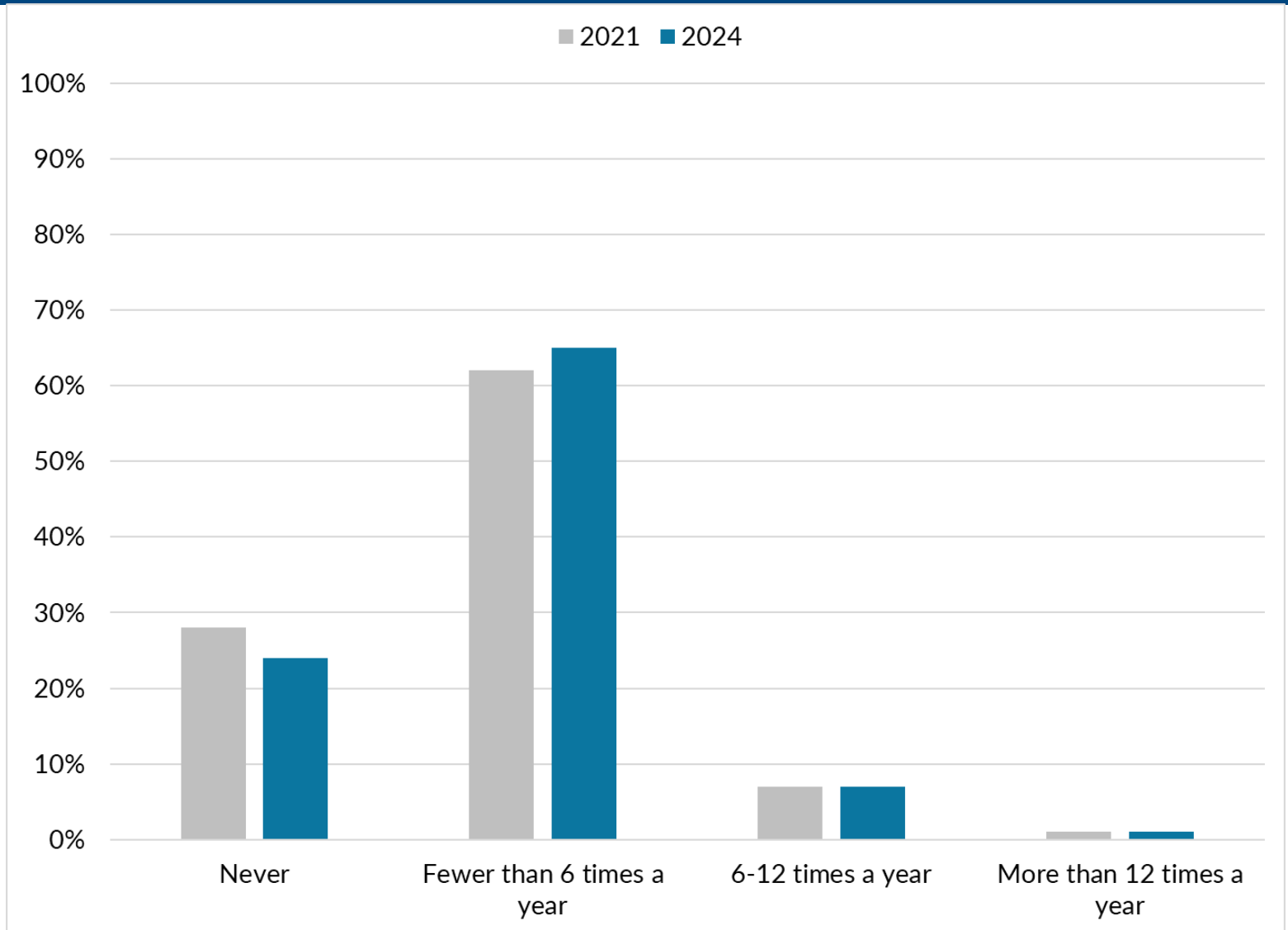
# Drivers of Satisfaction and Behavior: Local Government



38	City leadership overall
39	Having leaders who are trustworthy
40	Being well-managed (efficient, organized)
41	Having employees who are well-trained
42	Communicating effectively with community
43	Spending dollars wisely
44	Encouraging citizen ideas and involvement
45	Maintaining a website that meets your needs
46	Enforcing appearance/safety codes
47	Openness to resident questions or concerns
48	Level of professionalism of local staff
49	The follow-up provided by local staff
50	The ease of getting your question answered



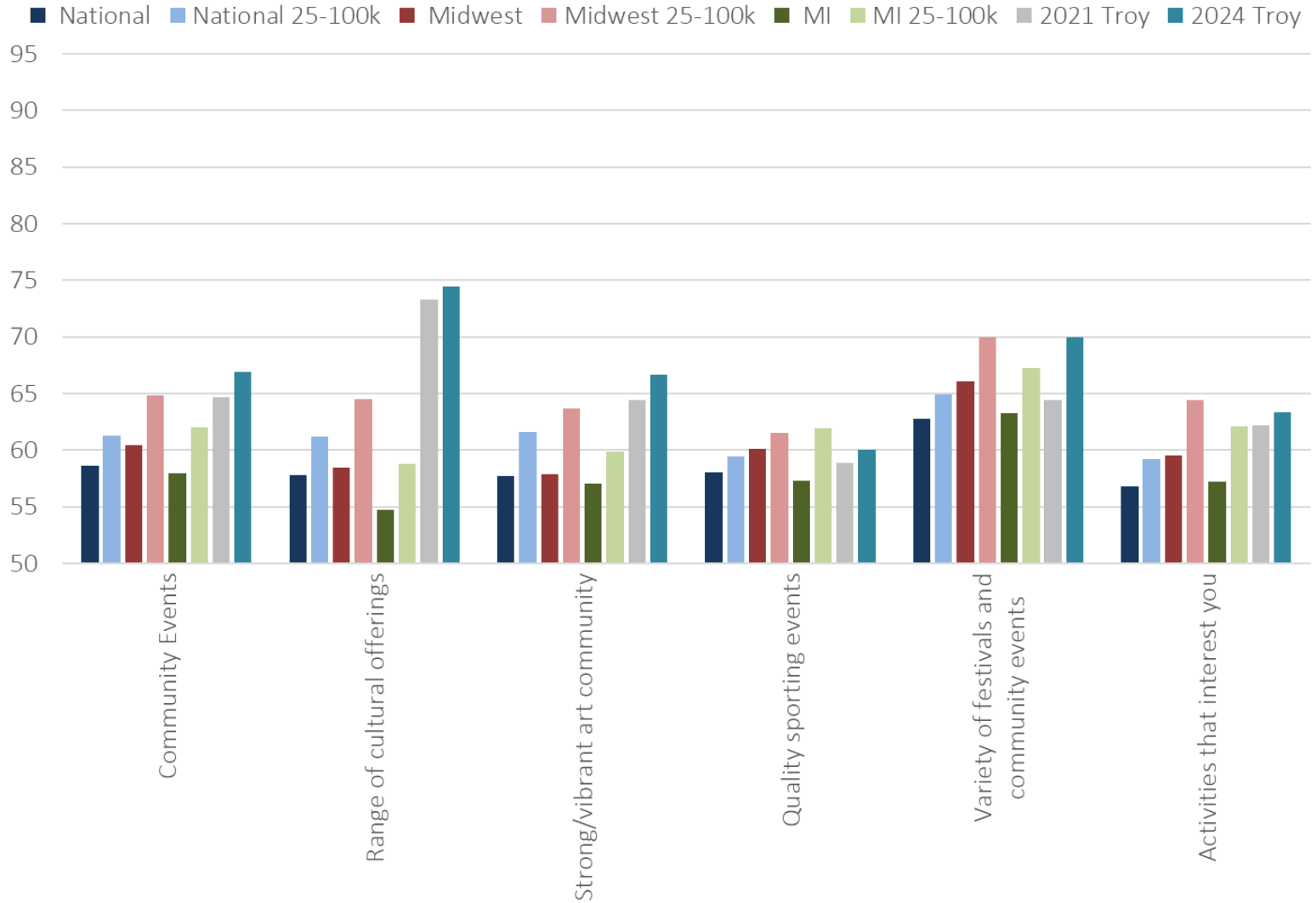
# How frequently do you contact (visit, email, call) Troy's government?





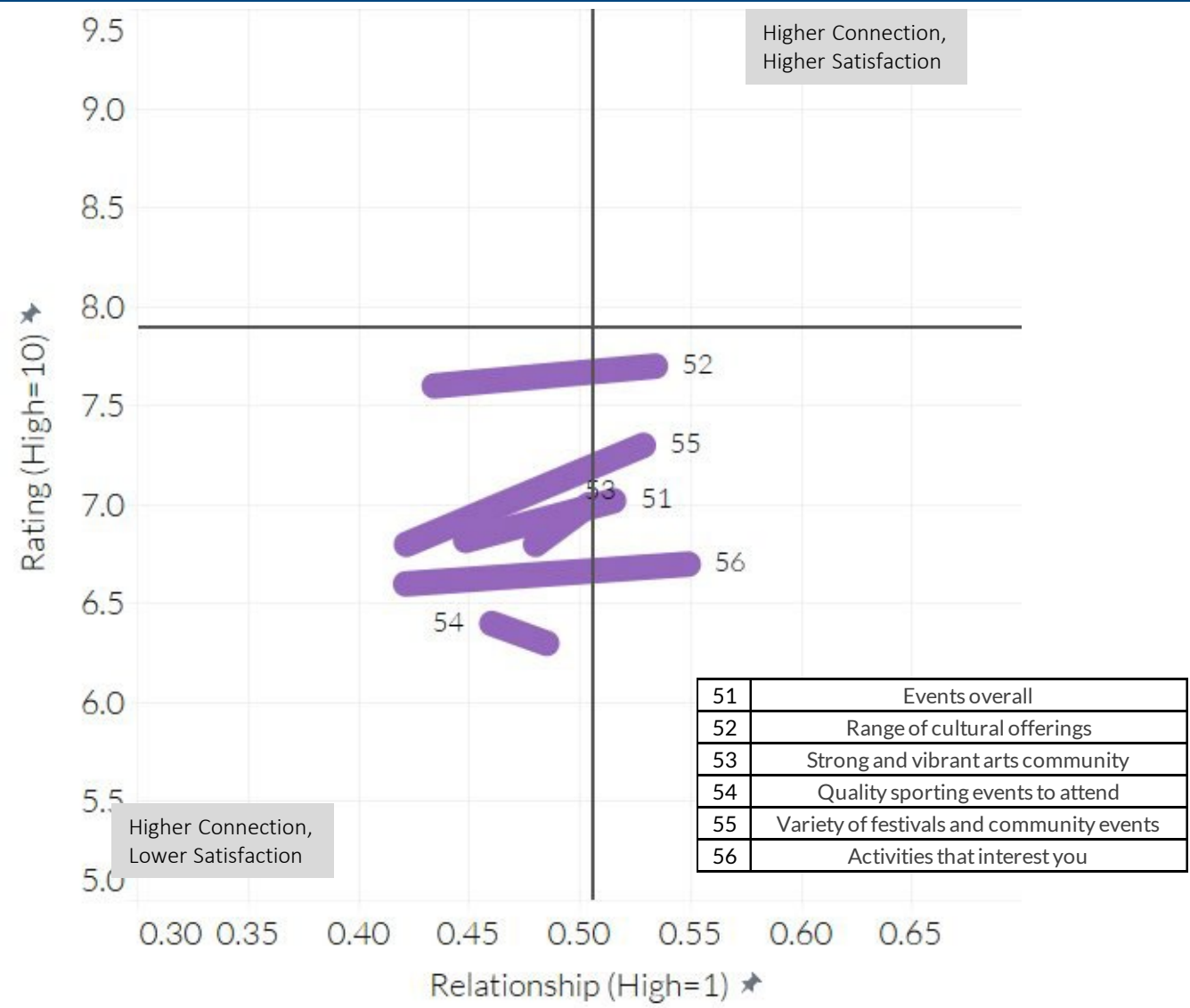
(High score = 100)

# Community Events





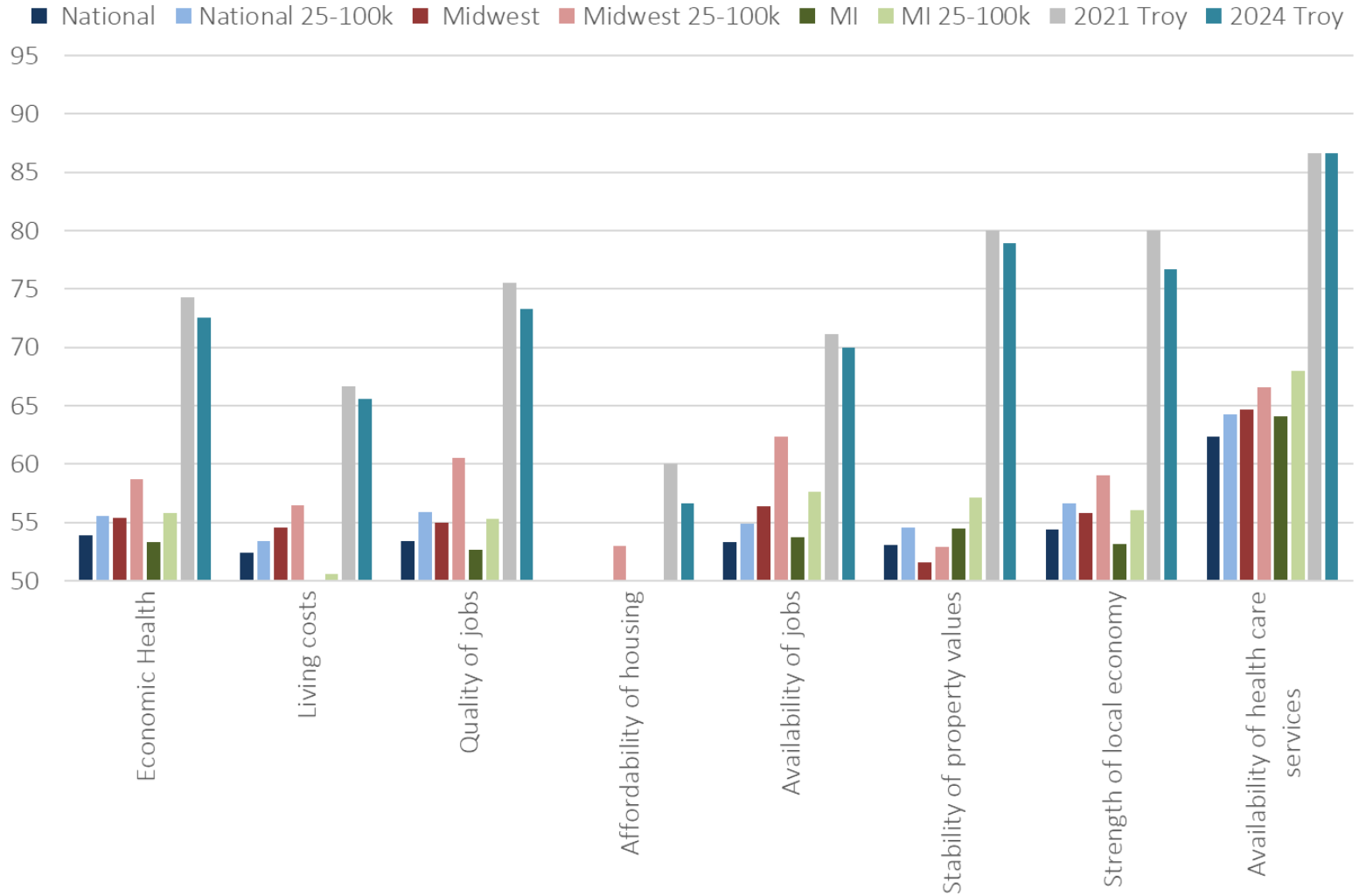
# Drivers of Satisfaction and Behavior: Community Events





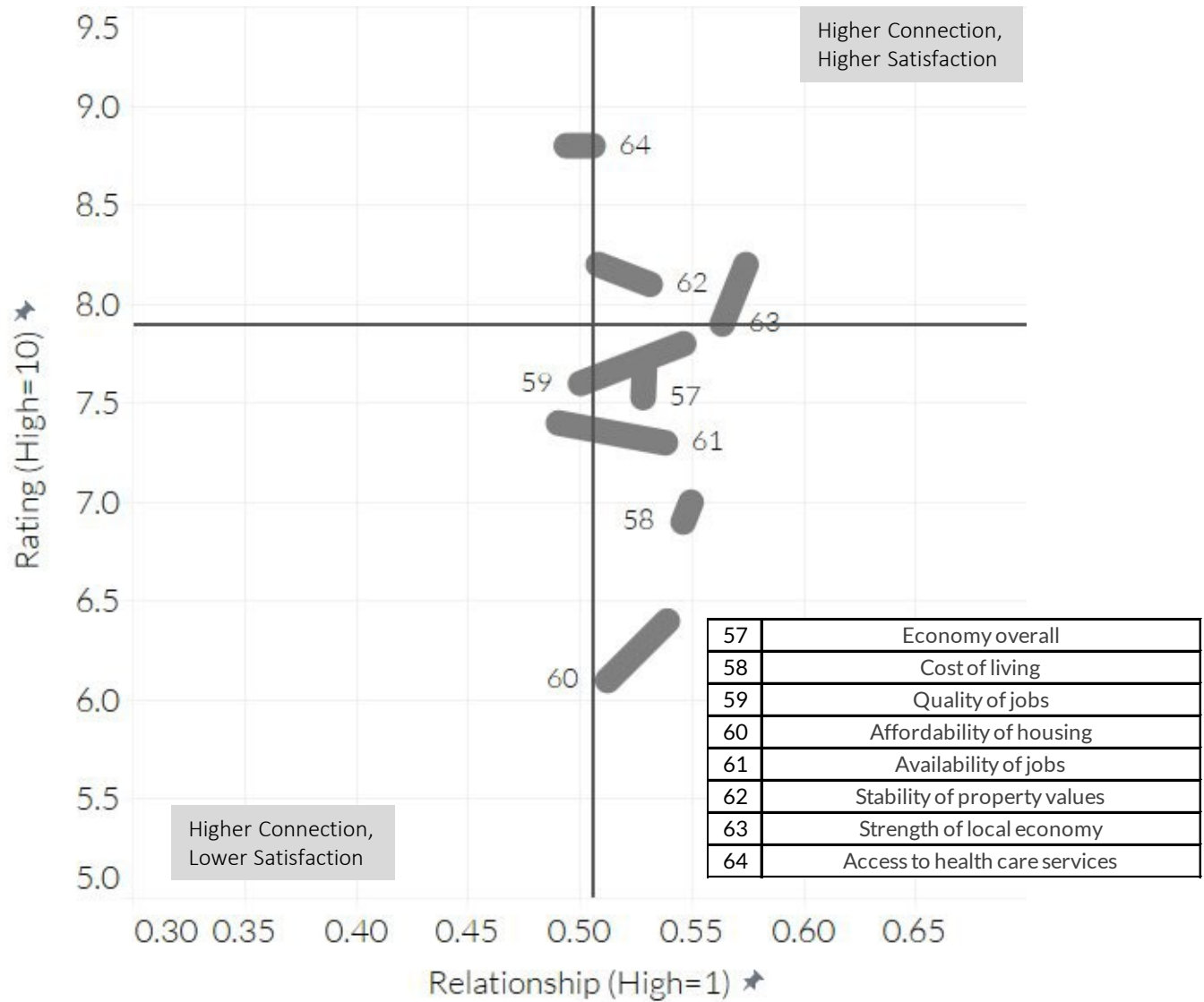
(High score = 100)

# Economic Health





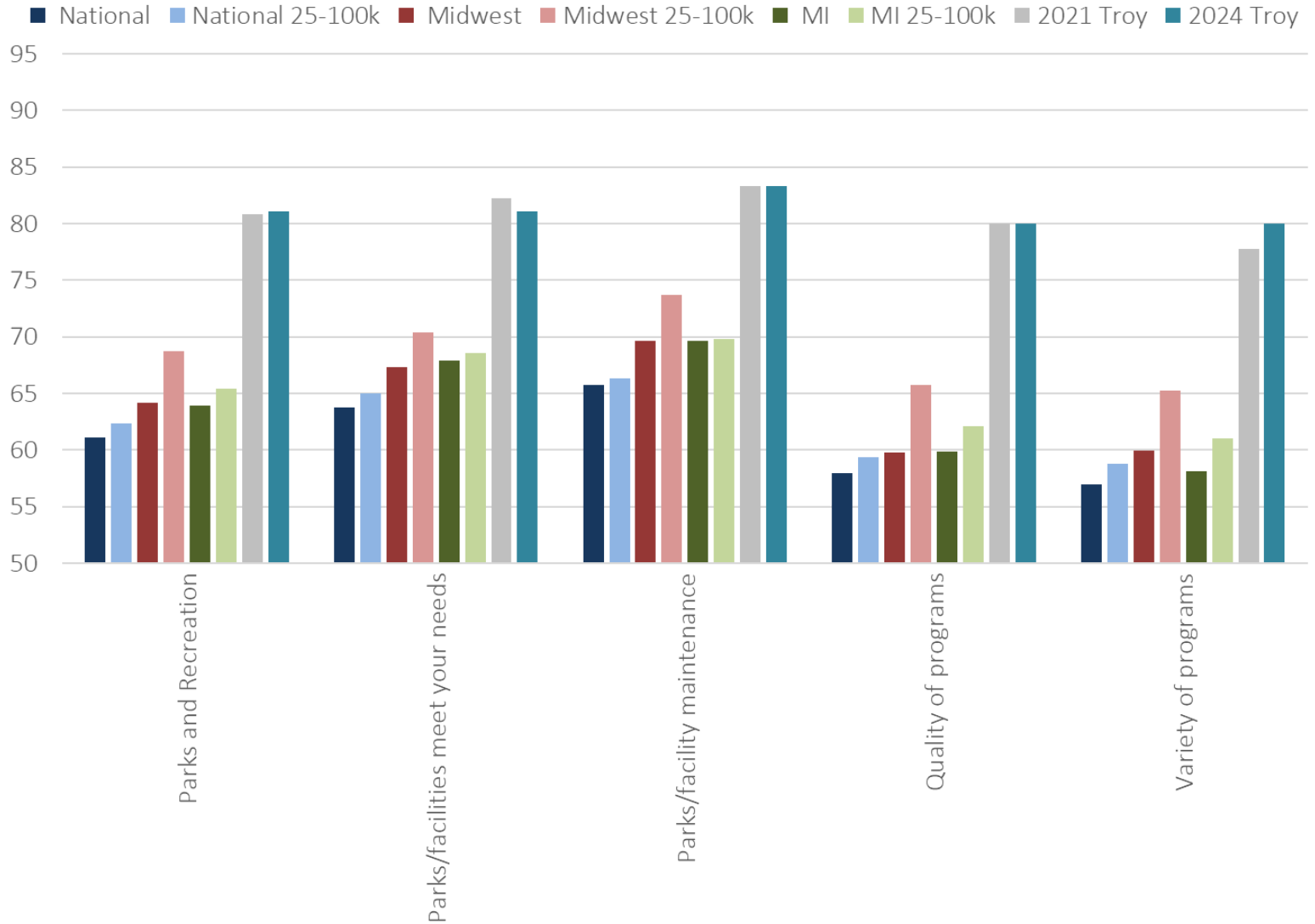
# Drivers of Satisfaction and Behavior: Economic Health





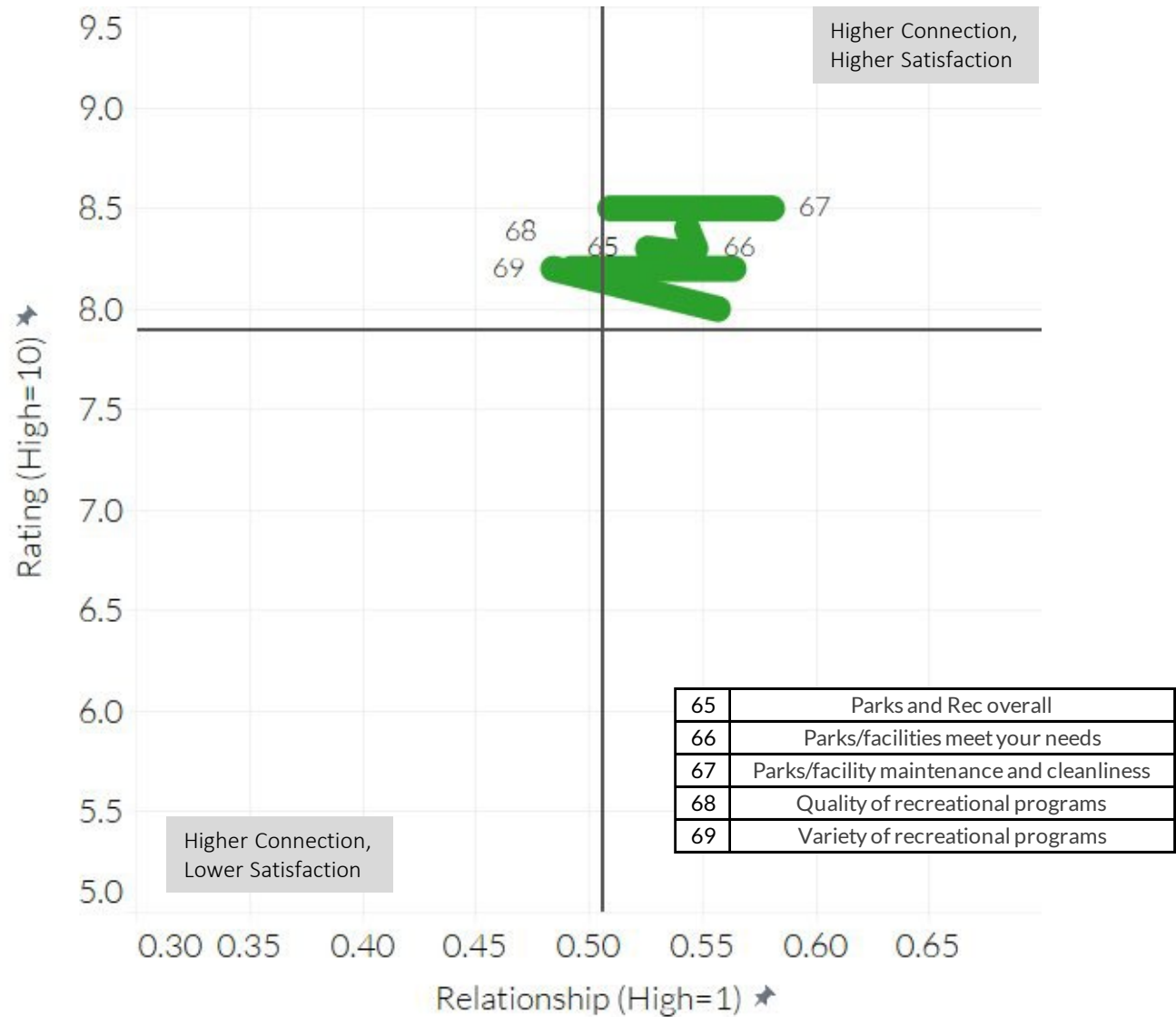
(High score = 100)

# Parks and Recreation



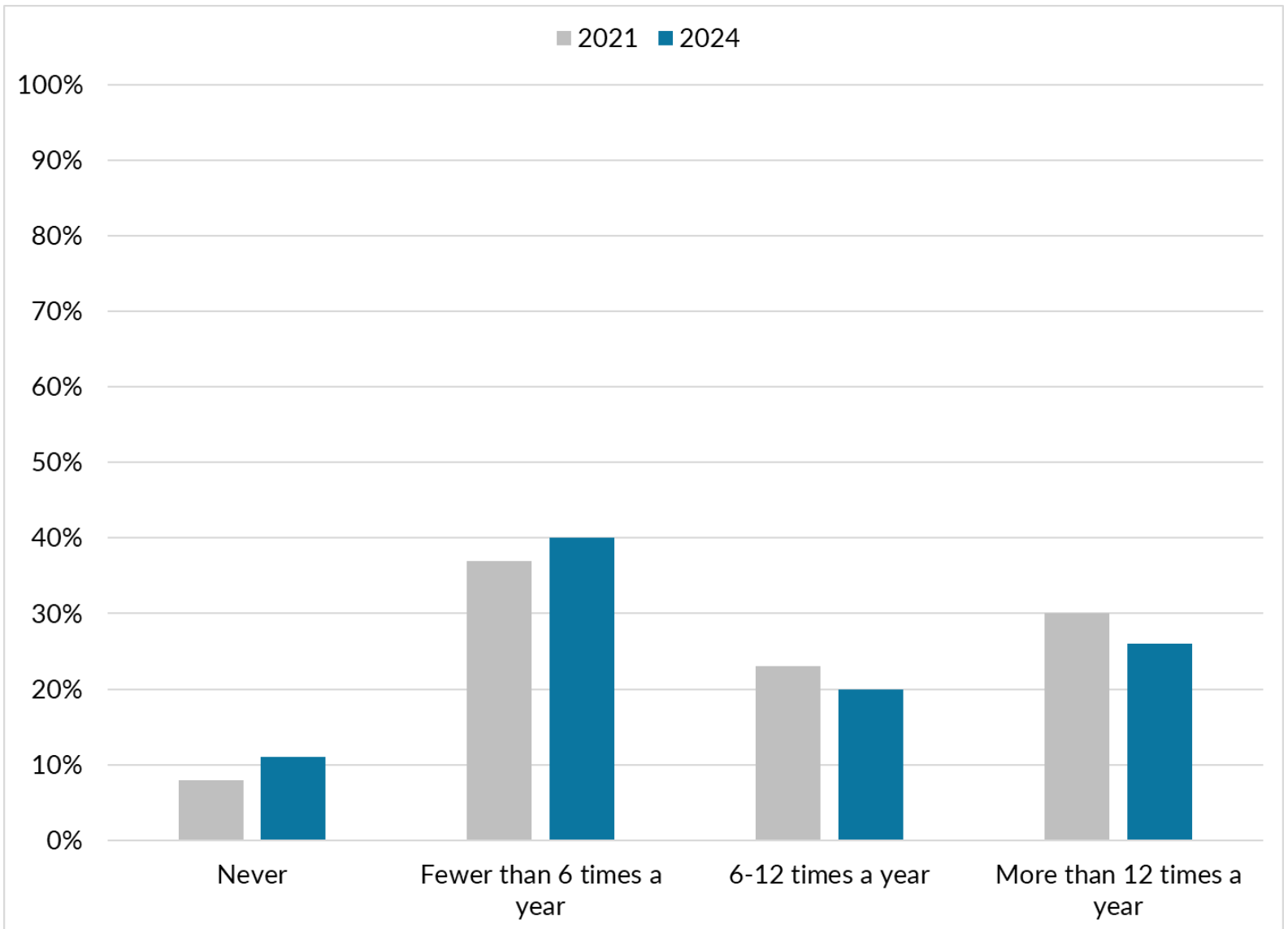


# Drivers of Satisfaction and Behavior: Park and Recreation





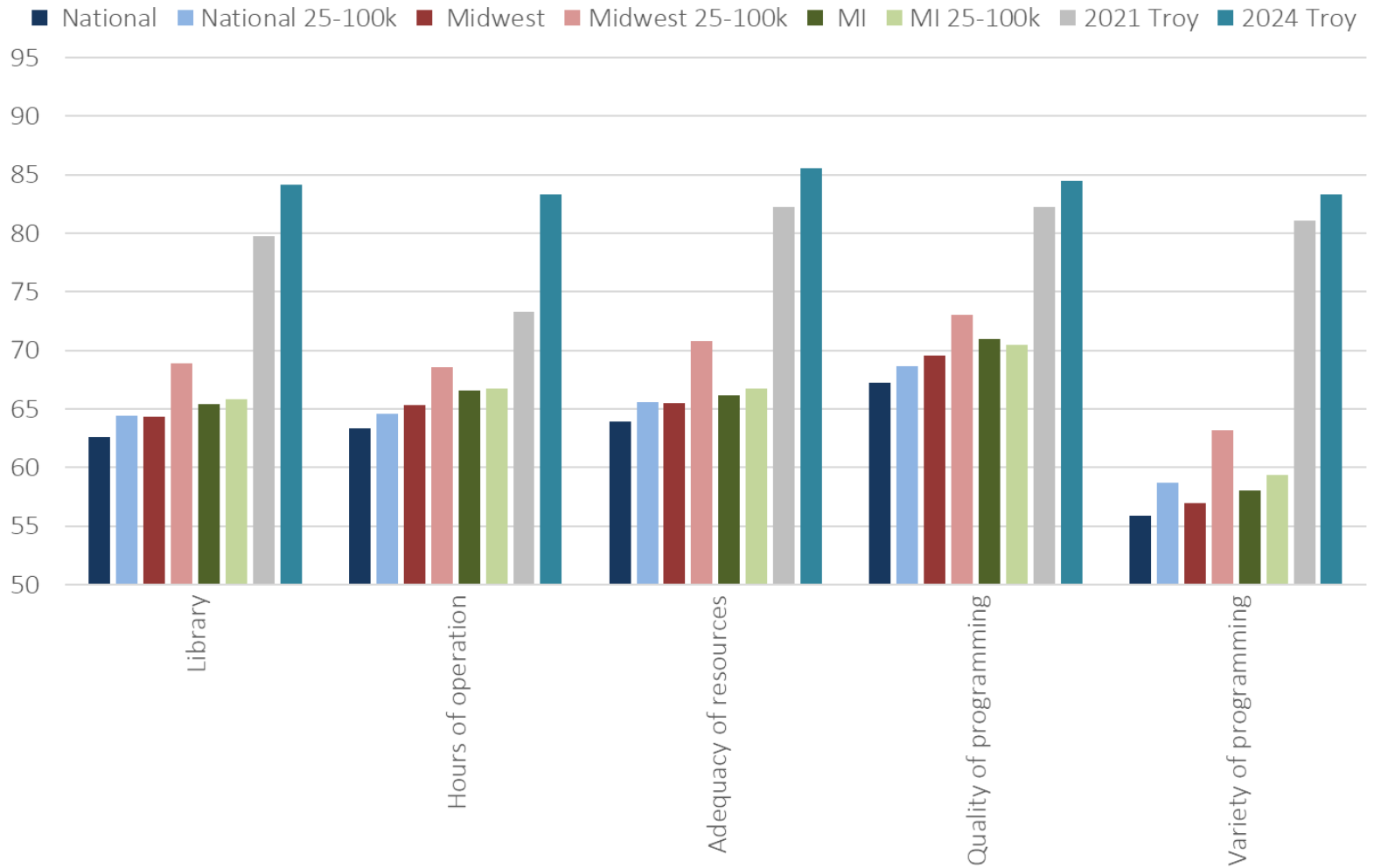
# How frequently do you use Troy's parks and recreation facilities and programs?





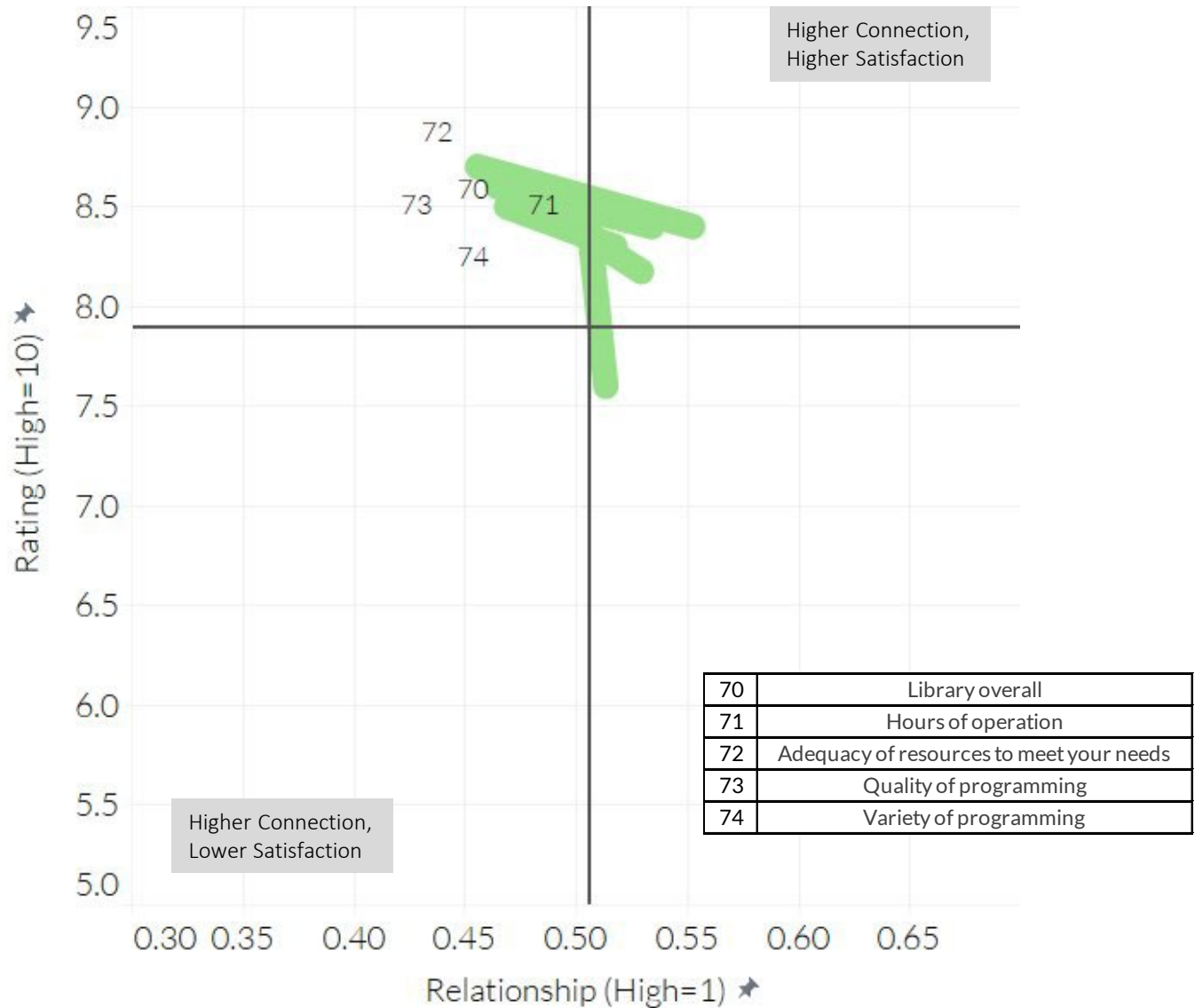
(High score = 100)

# Local Library



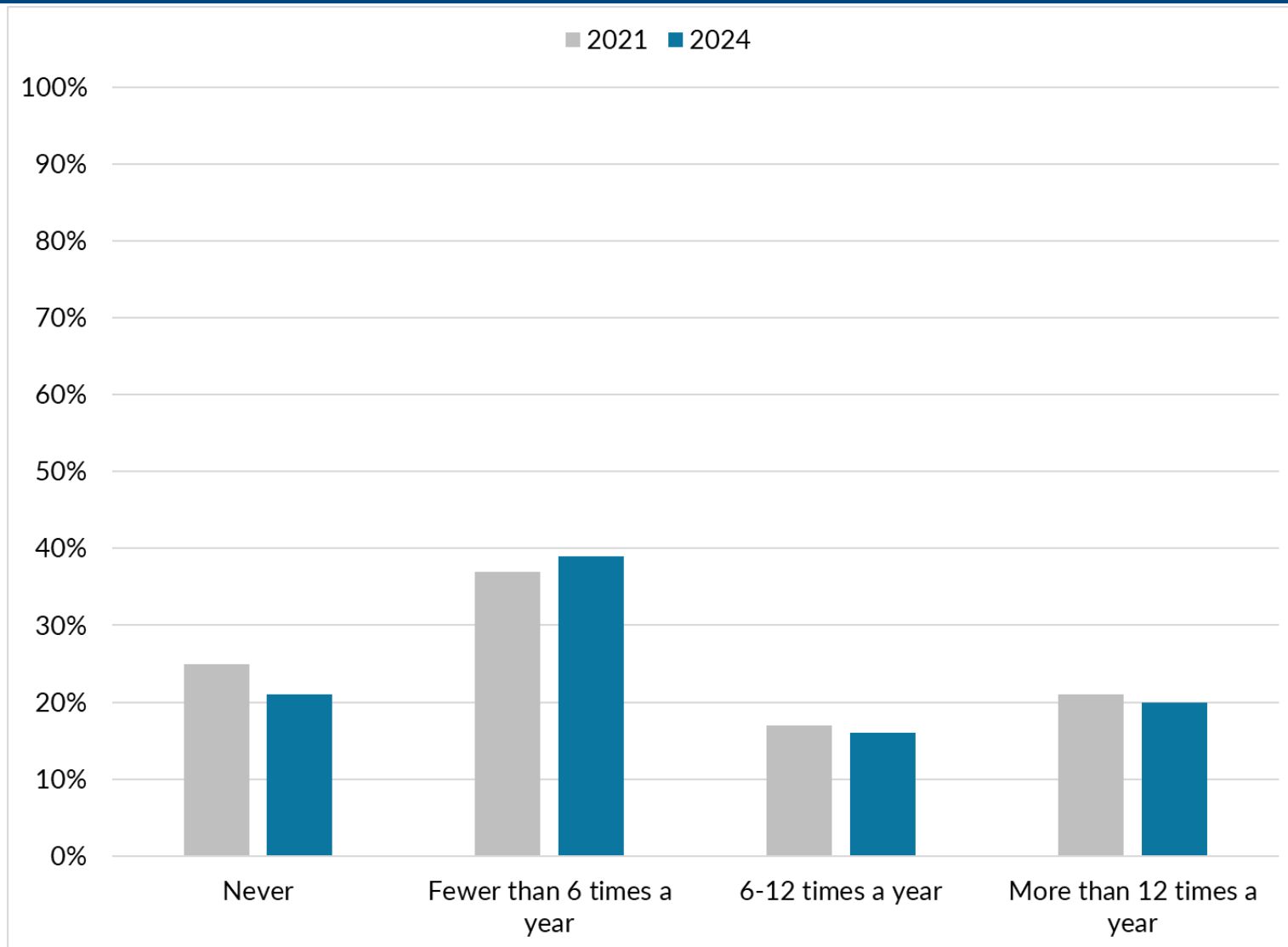


# Drivers of Satisfaction and Behavior: Local Library





# How Frequently do you use Tory's local library?









# Implementing Results



# Perception v Reality: Minimize Distortion or Fix Real Performance Issues

## Perception gap:

Respondents rated based on an inaccurate idea or understanding. Address with communication strategy to change that perception.

## Real performance issue:

Address with an improvement plan. When performance improves, it becomes a perception gap to address with a communication strategy.



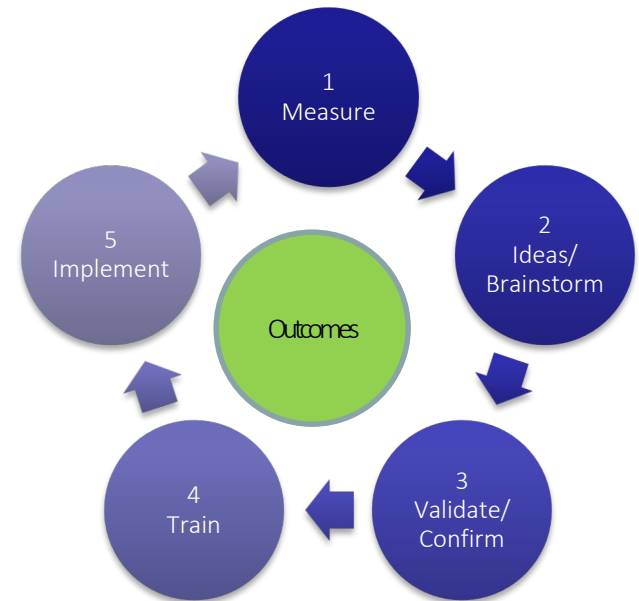


Strategy is About Action:

# Improve Performance to Improve Outcomes

The diagram at the right provides a framework for following up on this survey

- The first step (measurement) is complete. This measurement helps prioritize resources and create a baseline against which progress can be measured.
- The second step is to use internal teams to further analyze the results and form ideas about why respondents answered as they did and potential actions in response.
- The third step is to validate ideas and potential actions through conversations with residents and line staff – do the ideas and actions make sense. Focus groups, short special-topic surveys and benchmarking are helpful.
- The fourth step is to provide staff with the skills and tools to effectively implement the actions.
- The fifth step is to execute the actions.
- The final step is to re-measure to ensure progress was made and track changes in resident needs.





# Questions



## 2024 City of Troy Resident Engagement and Priority Study

Thank you for your participation in this study; we value your opinion. All answers will remain completely confidential.

1. First, think about Troy's **fire and emergency medical services** on the following attributes using a scale from 1 to 10, where 1 means "Poor" and 10 means "Excellent." If you are not sure or have no opinion, please mark "Don't Know."

	Poor= 1	2	3	4	5	6	7	8	9	Excellent = 10	Don't Know
Overall perception of the Troy Fire Department	<input type="checkbox"/>	<input type="checkbox"/>	<input type="checkbox"/>	<input type="checkbox"/>	<input type="checkbox"/>	<input type="checkbox"/>	<input type="checkbox"/>	<input type="checkbox"/>	<input type="checkbox"/>	<input type="checkbox"/>	<input type="checkbox"/>
Fire prevention/education	<input type="checkbox"/>	<input type="checkbox"/>	<input type="checkbox"/>	<input type="checkbox"/>	<input type="checkbox"/>	<input type="checkbox"/>	<input type="checkbox"/>	<input type="checkbox"/>	<input type="checkbox"/>	<input type="checkbox"/>	<input type="checkbox"/>
Response time to fires	<input type="checkbox"/>	<input type="checkbox"/>	<input type="checkbox"/>	<input type="checkbox"/>	<input type="checkbox"/>	<input type="checkbox"/>	<input type="checkbox"/>	<input type="checkbox"/>	<input type="checkbox"/>	<input type="checkbox"/>	<input type="checkbox"/>
Response time to medical emergencies	<input type="checkbox"/>	<input type="checkbox"/>	<input type="checkbox"/>	<input type="checkbox"/>	<input type="checkbox"/>	<input type="checkbox"/>	<input type="checkbox"/>	<input type="checkbox"/>	<input type="checkbox"/>	<input type="checkbox"/>	<input type="checkbox"/>

2. Now, think about Troy's **local public school system** and rate it on the following attributes:

	Poor= 1	2	3	4	5	6	7	8	9	Excellent = 10	Don't Know
Meeting the needs of the community	<input type="checkbox"/>	<input type="checkbox"/>	<input type="checkbox"/>	<input type="checkbox"/>	<input type="checkbox"/>	<input type="checkbox"/>	<input type="checkbox"/>	<input type="checkbox"/>	<input type="checkbox"/>	<input type="checkbox"/>	<input type="checkbox"/>
Preparation of students for solid careers	<input type="checkbox"/>	<input type="checkbox"/>	<input type="checkbox"/>	<input type="checkbox"/>	<input type="checkbox"/>	<input type="checkbox"/>	<input type="checkbox"/>	<input type="checkbox"/>	<input type="checkbox"/>	<input type="checkbox"/>	<input type="checkbox"/>
Preparation of students for college	<input type="checkbox"/>	<input type="checkbox"/>	<input type="checkbox"/>	<input type="checkbox"/>	<input type="checkbox"/>	<input type="checkbox"/>	<input type="checkbox"/>	<input type="checkbox"/>	<input type="checkbox"/>	<input type="checkbox"/>	<input type="checkbox"/>
Communication with the public	<input type="checkbox"/>	<input type="checkbox"/>	<input type="checkbox"/>	<input type="checkbox"/>	<input type="checkbox"/>	<input type="checkbox"/>	<input type="checkbox"/>	<input type="checkbox"/>	<input type="checkbox"/>	<input type="checkbox"/>	<input type="checkbox"/>

3. Please think about the **transportation infrastructure** in Troy and rate it on the following attributes:

	Poor= 1	2	3	4	5	6	7	8	9	Excellent = 10	Don't Know
Street maintenance/repair	<input type="checkbox"/>	<input type="checkbox"/>	<input type="checkbox"/>	<input type="checkbox"/>	<input type="checkbox"/>	<input type="checkbox"/>	<input type="checkbox"/>	<input type="checkbox"/>	<input type="checkbox"/>	<input type="checkbox"/>	<input type="checkbox"/>
Road signage	<input type="checkbox"/>	<input type="checkbox"/>	<input type="checkbox"/>	<input type="checkbox"/>	<input type="checkbox"/>	<input type="checkbox"/>	<input type="checkbox"/>	<input type="checkbox"/>	<input type="checkbox"/>	<input type="checkbox"/>	<input type="checkbox"/>
Traffic congestion on the roads	<input type="checkbox"/>	<input type="checkbox"/>	<input type="checkbox"/>	<input type="checkbox"/>	<input type="checkbox"/>	<input type="checkbox"/>	<input type="checkbox"/>	<input type="checkbox"/>	<input type="checkbox"/>	<input type="checkbox"/>	<input type="checkbox"/>
Public transportation options	<input type="checkbox"/>	<input type="checkbox"/>	<input type="checkbox"/>	<input type="checkbox"/>	<input type="checkbox"/>	<input type="checkbox"/>	<input type="checkbox"/>	<input type="checkbox"/>	<input type="checkbox"/>	<input type="checkbox"/>	<input type="checkbox"/>
Accommodation for bicycle and foot traffic	<input type="checkbox"/>	<input type="checkbox"/>	<input type="checkbox"/>	<input type="checkbox"/>	<input type="checkbox"/>	<input type="checkbox"/>	<input type="checkbox"/>	<input type="checkbox"/>	<input type="checkbox"/>	<input type="checkbox"/>	<input type="checkbox"/>
Ease of finding parking	<input type="checkbox"/>	<input type="checkbox"/>	<input type="checkbox"/>	<input type="checkbox"/>	<input type="checkbox"/>	<input type="checkbox"/>	<input type="checkbox"/>	<input type="checkbox"/>	<input type="checkbox"/>	<input type="checkbox"/>	<input type="checkbox"/>

4. Next, rate the **utility services** (water, garbage, etc.) that you use on the following attributes:

	Poor= 1	2	3	4	5	6	7	8	9	Excellent = 10	Don't Know
Drinking water quality	<input type="checkbox"/>	<input type="checkbox"/>	<input type="checkbox"/>	<input type="checkbox"/>	<input type="checkbox"/>	<input type="checkbox"/>	<input type="checkbox"/>	<input type="checkbox"/>	<input type="checkbox"/>	<input type="checkbox"/>	<input type="checkbox"/>
Garbage collection service	<input type="checkbox"/>	<input type="checkbox"/>	<input type="checkbox"/>	<input type="checkbox"/>	<input type="checkbox"/>	<input type="checkbox"/>	<input type="checkbox"/>	<input type="checkbox"/>	<input type="checkbox"/>	<input type="checkbox"/>	<input type="checkbox"/>
Brush and leaf disposal	<input type="checkbox"/>	<input type="checkbox"/>	<input type="checkbox"/>	<input type="checkbox"/>	<input type="checkbox"/>	<input type="checkbox"/>	<input type="checkbox"/>	<input type="checkbox"/>	<input type="checkbox"/>	<input type="checkbox"/>	<input type="checkbox"/>
Recycling service	<input type="checkbox"/>	<input type="checkbox"/>	<input type="checkbox"/>	<input type="checkbox"/>	<input type="checkbox"/>	<input type="checkbox"/>	<input type="checkbox"/>	<input type="checkbox"/>	<input type="checkbox"/>	<input type="checkbox"/>	<input type="checkbox"/>

5. Please rate Troy's **local law enforcement** (police department) on the following attributes:

	Poor= 1	2	3	4	5	6	7	8	9	Excellent = 10	Don't Know
Respectful treatment of citizens	<input type="checkbox"/>	<input type="checkbox"/>	<input type="checkbox"/>	<input type="checkbox"/>	<input type="checkbox"/>	<input type="checkbox"/>	<input type="checkbox"/>	<input type="checkbox"/>	<input type="checkbox"/>	<input type="checkbox"/>	<input type="checkbox"/>
Fair and equitable enforcement	<input type="checkbox"/>	<input type="checkbox"/>	<input type="checkbox"/>	<input type="checkbox"/>	<input type="checkbox"/>	<input type="checkbox"/>	<input type="checkbox"/>	<input type="checkbox"/>	<input type="checkbox"/>	<input type="checkbox"/>	<input type="checkbox"/>
Safety education	<input type="checkbox"/>	<input type="checkbox"/>	<input type="checkbox"/>	<input type="checkbox"/>	<input type="checkbox"/>	<input type="checkbox"/>	<input type="checkbox"/>	<input type="checkbox"/>	<input type="checkbox"/>	<input type="checkbox"/>	<input type="checkbox"/>
Response time to emergencies	<input type="checkbox"/>	<input type="checkbox"/>	<input type="checkbox"/>	<input type="checkbox"/>	<input type="checkbox"/>	<input type="checkbox"/>	<input type="checkbox"/>	<input type="checkbox"/>	<input type="checkbox"/>	<input type="checkbox"/>	<input type="checkbox"/>

6. Have you paid property taxes in the last 12 months?  Yes  No (Skip to Q8)

7. Rate Troy's **property taxes** on the following attributes:

	Poor= 1	2	3	4	5	6	7	8	9	Excellent = 10	Don't Know
Fairness of property appraisals	<input type="checkbox"/>	<input type="checkbox"/>	<input type="checkbox"/>	<input type="checkbox"/>	<input type="checkbox"/>	<input type="checkbox"/>	<input type="checkbox"/>	<input type="checkbox"/>	<input type="checkbox"/>	<input type="checkbox"/>	<input type="checkbox"/>
Adequacy of period to pay taxes	<input type="checkbox"/>	<input type="checkbox"/>	<input type="checkbox"/>	<input type="checkbox"/>	<input type="checkbox"/>	<input type="checkbox"/>	<input type="checkbox"/>	<input type="checkbox"/>	<input type="checkbox"/>	<input type="checkbox"/>	<input type="checkbox"/>
Fairness of tax levels	<input type="checkbox"/>	<input type="checkbox"/>	<input type="checkbox"/>	<input type="checkbox"/>	<input type="checkbox"/>	<input type="checkbox"/>	<input type="checkbox"/>	<input type="checkbox"/>	<input type="checkbox"/>	<input type="checkbox"/>	<input type="checkbox"/>
Amount and quality of services you receive for the local taxes you pay	<input type="checkbox"/>	<input type="checkbox"/>	<input type="checkbox"/>	<input type="checkbox"/>	<input type="checkbox"/>	<input type="checkbox"/>	<input type="checkbox"/>	<input type="checkbox"/>	<input type="checkbox"/>	<input type="checkbox"/>	<input type="checkbox"/>
Communication on how tax dollars are used	<input type="checkbox"/>	<input type="checkbox"/>	<input type="checkbox"/>	<input type="checkbox"/>	<input type="checkbox"/>	<input type="checkbox"/>	<input type="checkbox"/>	<input type="checkbox"/>	<input type="checkbox"/>	<input type="checkbox"/>	<input type="checkbox"/>

8. Think about the **shopping opportunities** in Troy using the scale where 1 means "Poor" and 10 means "Excellent." Please rate your community for providing:

	Poor= 1	2	3	4	5	6	7	8	9	Excellent = 10	Don't Know
Shopping convenience for everyday items	<input type="checkbox"/>	<input type="checkbox"/>	<input type="checkbox"/>	<input type="checkbox"/>	<input type="checkbox"/>	<input type="checkbox"/>	<input type="checkbox"/>	<input type="checkbox"/>	<input type="checkbox"/>	<input type="checkbox"/>	<input type="checkbox"/>
Shopping convenience for major items	<input type="checkbox"/>	<input type="checkbox"/>	<input type="checkbox"/>	<input type="checkbox"/>	<input type="checkbox"/>	<input type="checkbox"/>	<input type="checkbox"/>	<input type="checkbox"/>	<input type="checkbox"/>	<input type="checkbox"/>	<input type="checkbox"/>
Sufficient choices for most of your needs	<input type="checkbox"/>	<input type="checkbox"/>	<input type="checkbox"/>	<input type="checkbox"/>	<input type="checkbox"/>	<input type="checkbox"/>	<input type="checkbox"/>	<input type="checkbox"/>	<input type="checkbox"/>	<input type="checkbox"/>	<input type="checkbox"/>
Area restaurant choices	<input type="checkbox"/>	<input type="checkbox"/>	<input type="checkbox"/>	<input type="checkbox"/>	<input type="checkbox"/>	<input type="checkbox"/>	<input type="checkbox"/>	<input type="checkbox"/>	<input type="checkbox"/>	<input type="checkbox"/>	<input type="checkbox"/>

9. Rate the **local government** in Troy on the following:

	Poor= 1	2	3	4	5	6	7	8	9	Excellent = 10	Don't Know
Having leaders who are trustworthy	<input type="checkbox"/>	<input type="checkbox"/>	<input type="checkbox"/>	<input type="checkbox"/>	<input type="checkbox"/>	<input type="checkbox"/>	<input type="checkbox"/>	<input type="checkbox"/>	<input type="checkbox"/>	<input type="checkbox"/>	<input type="checkbox"/>
Being well-managed (efficient, organized)	<input type="checkbox"/>	<input type="checkbox"/>	<input type="checkbox"/>	<input type="checkbox"/>	<input type="checkbox"/>	<input type="checkbox"/>	<input type="checkbox"/>	<input type="checkbox"/>	<input type="checkbox"/>	<input type="checkbox"/>	<input type="checkbox"/>
Having employees who are well-trained	<input type="checkbox"/>	<input type="checkbox"/>	<input type="checkbox"/>	<input type="checkbox"/>	<input type="checkbox"/>	<input type="checkbox"/>	<input type="checkbox"/>	<input type="checkbox"/>	<input type="checkbox"/>	<input type="checkbox"/>	<input type="checkbox"/>
Communicating effectively with the community	<input type="checkbox"/>	<input type="checkbox"/>	<input type="checkbox"/>	<input type="checkbox"/>	<input type="checkbox"/>	<input type="checkbox"/>	<input type="checkbox"/>	<input type="checkbox"/>	<input type="checkbox"/>	<input type="checkbox"/>	<input type="checkbox"/>
Spending dollars wisely	<input type="checkbox"/>	<input type="checkbox"/>	<input type="checkbox"/>	<input type="checkbox"/>	<input type="checkbox"/>	<input type="checkbox"/>	<input type="checkbox"/>	<input type="checkbox"/>	<input type="checkbox"/>	<input type="checkbox"/>	<input type="checkbox"/>
Encouraging citizen ideas and involvement	<input type="checkbox"/>	<input type="checkbox"/>	<input type="checkbox"/>	<input type="checkbox"/>	<input type="checkbox"/>	<input type="checkbox"/>	<input type="checkbox"/>	<input type="checkbox"/>	<input type="checkbox"/>	<input type="checkbox"/>	<input type="checkbox"/>
Maintaining a website that meets your needs	<input type="checkbox"/>	<input type="checkbox"/>	<input type="checkbox"/>	<input type="checkbox"/>	<input type="checkbox"/>	<input type="checkbox"/>	<input type="checkbox"/>	<input type="checkbox"/>	<input type="checkbox"/>	<input type="checkbox"/>	<input type="checkbox"/>
Enforcing appearance/safety codes for residential and business properties	<input type="checkbox"/>	<input type="checkbox"/>	<input type="checkbox"/>	<input type="checkbox"/>	<input type="checkbox"/>	<input type="checkbox"/>	<input type="checkbox"/>	<input type="checkbox"/>	<input type="checkbox"/>	<input type="checkbox"/>	<input type="checkbox"/>
Openness to resident questions or concerns	<input type="checkbox"/>	<input type="checkbox"/>	<input type="checkbox"/>	<input type="checkbox"/>	<input type="checkbox"/>	<input type="checkbox"/>	<input type="checkbox"/>	<input type="checkbox"/>	<input type="checkbox"/>	<input type="checkbox"/>	<input type="checkbox"/>
Level of professionalism of local staff	<input type="checkbox"/>	<input type="checkbox"/>	<input type="checkbox"/>	<input type="checkbox"/>	<input type="checkbox"/>	<input type="checkbox"/>	<input type="checkbox"/>	<input type="checkbox"/>	<input type="checkbox"/>	<input type="checkbox"/>	<input type="checkbox"/>
The follow-up provided by local staff	<input type="checkbox"/>	<input type="checkbox"/>	<input type="checkbox"/>	<input type="checkbox"/>	<input type="checkbox"/>	<input type="checkbox"/>	<input type="checkbox"/>	<input type="checkbox"/>	<input type="checkbox"/>	<input type="checkbox"/>	<input type="checkbox"/>
The ease of getting your question answered	<input type="checkbox"/>	<input type="checkbox"/>	<input type="checkbox"/>	<input type="checkbox"/>	<input type="checkbox"/>	<input type="checkbox"/>	<input type="checkbox"/>	<input type="checkbox"/>	<input type="checkbox"/>	<input type="checkbox"/>	<input type="checkbox"/>

10. How frequently do you contact (visit, email, call) Troy's government?

Never  Fewer than 6 times a year  6-12 times a year  More than 12 times a year

11. Rate Troy's **community events** on the following:

	Poor= 1	2	3	4	5	6	7	8	9	Excellent = 10	Don't Know
Range of cultural offerings	<input type="checkbox"/>	<input type="checkbox"/>	<input type="checkbox"/>	<input type="checkbox"/>	<input type="checkbox"/>	<input type="checkbox"/>	<input type="checkbox"/>	<input type="checkbox"/>	<input type="checkbox"/>	<input type="checkbox"/>	<input type="checkbox"/>
Strong and vibrant arts community	<input type="checkbox"/>	<input type="checkbox"/>	<input type="checkbox"/>	<input type="checkbox"/>	<input type="checkbox"/>	<input type="checkbox"/>	<input type="checkbox"/>	<input type="checkbox"/>	<input type="checkbox"/>	<input type="checkbox"/>	<input type="checkbox"/>
Quality sporting events to attend	<input type="checkbox"/>	<input type="checkbox"/>	<input type="checkbox"/>	<input type="checkbox"/>	<input type="checkbox"/>	<input type="checkbox"/>	<input type="checkbox"/>	<input type="checkbox"/>	<input type="checkbox"/>	<input type="checkbox"/>	<input type="checkbox"/>
Variety of festivals and community events	<input type="checkbox"/>	<input type="checkbox"/>	<input type="checkbox"/>	<input type="checkbox"/>	<input type="checkbox"/>	<input type="checkbox"/>	<input type="checkbox"/>	<input type="checkbox"/>	<input type="checkbox"/>	<input type="checkbox"/>	<input type="checkbox"/>
Activities that interest you	<input type="checkbox"/>	<input type="checkbox"/>	<input type="checkbox"/>	<input type="checkbox"/>	<input type="checkbox"/>	<input type="checkbox"/>	<input type="checkbox"/>	<input type="checkbox"/>	<input type="checkbox"/>	<input type="checkbox"/>	<input type="checkbox"/>

12. Rate the **economic health** of Troy on the following aspects:

	Poor= 1	2	3	4	5	6	7	8	9	Excellent = 10	Don't Know
Cost of living	<input type="checkbox"/>	<input type="checkbox"/>	<input type="checkbox"/>	<input type="checkbox"/>	<input type="checkbox"/>	<input type="checkbox"/>	<input type="checkbox"/>	<input type="checkbox"/>	<input type="checkbox"/>	<input type="checkbox"/>	<input type="checkbox"/>
Quality of jobs	<input type="checkbox"/>	<input type="checkbox"/>	<input type="checkbox"/>	<input type="checkbox"/>	<input type="checkbox"/>	<input type="checkbox"/>	<input type="checkbox"/>	<input type="checkbox"/>	<input type="checkbox"/>	<input type="checkbox"/>	<input type="checkbox"/>
Affordability of housing	<input type="checkbox"/>	<input type="checkbox"/>	<input type="checkbox"/>	<input type="checkbox"/>	<input type="checkbox"/>	<input type="checkbox"/>	<input type="checkbox"/>	<input type="checkbox"/>	<input type="checkbox"/>	<input type="checkbox"/>	<input type="checkbox"/>
Availability of jobs	<input type="checkbox"/>	<input type="checkbox"/>	<input type="checkbox"/>	<input type="checkbox"/>	<input type="checkbox"/>	<input type="checkbox"/>	<input type="checkbox"/>	<input type="checkbox"/>	<input type="checkbox"/>	<input type="checkbox"/>	<input type="checkbox"/>
Stability of property values	<input type="checkbox"/>	<input type="checkbox"/>	<input type="checkbox"/>	<input type="checkbox"/>	<input type="checkbox"/>	<input type="checkbox"/>	<input type="checkbox"/>	<input type="checkbox"/>	<input type="checkbox"/>	<input type="checkbox"/>	<input type="checkbox"/>
Strength of local economy	<input type="checkbox"/>	<input type="checkbox"/>	<input type="checkbox"/>	<input type="checkbox"/>	<input type="checkbox"/>	<input type="checkbox"/>	<input type="checkbox"/>	<input type="checkbox"/>	<input type="checkbox"/>	<input type="checkbox"/>	<input type="checkbox"/>
Access to health care services	<input type="checkbox"/>	<input type="checkbox"/>	<input type="checkbox"/>	<input type="checkbox"/>	<input type="checkbox"/>	<input type="checkbox"/>	<input type="checkbox"/>	<input type="checkbox"/>	<input type="checkbox"/>	<input type="checkbox"/>	<input type="checkbox"/>

13. How frequently do you use Troy's **parks and recreation** facilities and programs?

Never
  Fewer than 6 times a year
  6-12 times a year
  More than 12 times a year

14. Next, rate Troy's **local parks and recreation** facilities and programs on the following attributes:

	Poor= 1	2	3	4	5	6	7	8	9	Excellent = 10	Don't Know
Parks/facilities meet your needs	<input type="checkbox"/>	<input type="checkbox"/>	<input type="checkbox"/>	<input type="checkbox"/>	<input type="checkbox"/>	<input type="checkbox"/>	<input type="checkbox"/>	<input type="checkbox"/>	<input type="checkbox"/>	<input type="checkbox"/>	<input type="checkbox"/>
Parks/facility maintenance and cleanliness	<input type="checkbox"/>	<input type="checkbox"/>	<input type="checkbox"/>	<input type="checkbox"/>	<input type="checkbox"/>	<input type="checkbox"/>	<input type="checkbox"/>	<input type="checkbox"/>	<input type="checkbox"/>	<input type="checkbox"/>	<input type="checkbox"/>
Quality of recreational programs	<input type="checkbox"/>	<input type="checkbox"/>	<input type="checkbox"/>	<input type="checkbox"/>	<input type="checkbox"/>	<input type="checkbox"/>	<input type="checkbox"/>	<input type="checkbox"/>	<input type="checkbox"/>	<input type="checkbox"/>	<input type="checkbox"/>
Variety of recreational programs	<input type="checkbox"/>	<input type="checkbox"/>	<input type="checkbox"/>	<input type="checkbox"/>	<input type="checkbox"/>	<input type="checkbox"/>	<input type="checkbox"/>	<input type="checkbox"/>	<input type="checkbox"/>	<input type="checkbox"/>	<input type="checkbox"/>

15. How frequently do you use Troy's **local library**?

Never
  Fewer than 6 times a year
  6-12 times a year
  More than 12 times a year

16. Next, rate Troy's **local library** on the following attributes:

	Poor= 1	2	3	4	5	6	7	8	9	Excellent = 10	Don't Know
Hours of operation	<input type="checkbox"/>	<input type="checkbox"/>	<input type="checkbox"/>	<input type="checkbox"/>	<input type="checkbox"/>	<input type="checkbox"/>	<input type="checkbox"/>	<input type="checkbox"/>	<input type="checkbox"/>	<input type="checkbox"/>	<input type="checkbox"/>
Adequacy of resources to meet your needs	<input type="checkbox"/>	<input type="checkbox"/>	<input type="checkbox"/>	<input type="checkbox"/>	<input type="checkbox"/>	<input type="checkbox"/>	<input type="checkbox"/>	<input type="checkbox"/>	<input type="checkbox"/>	<input type="checkbox"/>	<input type="checkbox"/>
Quality of programming	<input type="checkbox"/>	<input type="checkbox"/>	<input type="checkbox"/>	<input type="checkbox"/>	<input type="checkbox"/>	<input type="checkbox"/>	<input type="checkbox"/>	<input type="checkbox"/>	<input type="checkbox"/>	<input type="checkbox"/>	<input type="checkbox"/>
Variety of programming	<input type="checkbox"/>	<input type="checkbox"/>	<input type="checkbox"/>	<input type="checkbox"/>	<input type="checkbox"/>	<input type="checkbox"/>	<input type="checkbox"/>	<input type="checkbox"/>	<input type="checkbox"/>	<input type="checkbox"/>	<input type="checkbox"/>

**Overall**

17. Consider your experiences in the last year with Troy. How satisfied are you? Use a 10-point scale, where 1 means **"Very Dissatisfied"** and 10 means **"Very Satisfied."**

Very Dissatisfied= 1      2      3      4      5      6      7      8      9      Very Satisfied= 10  
                                   

18. Consider all of the expectations you have about Troy. Use a 10-point scale where 1 means **"Falls Short of Your Expectations"** and 10 means **"Exceeds Your Expectations."** To what extent has Troy fallen short of your expectations or exceeded your expectations?

Falls Short= 1      2      3      4      5      6      7      8      9      Exceeds= 10  
                                   

19. Imagine an ideal community. How closely does Troy compare with that ideal? Please use a 10-point scale where 1 is **"Not Very Close to the Ideal"** and 10 is **"Very Close to the Ideal."**

Not Very Close= 1      2      3      4      5      6      7      8      9      Very Close= 10  
                                   

20. On a scale where 1 means **"Not Likely"** and 10 means **"Very Likely,"** how likely are you to take the following actions:

	Not Likely= 1	2	3	4	5	6	7	8	9	Very Likely= 10
Recommend Troy as a place to live	<input type="checkbox"/>	<input type="checkbox"/>	<input type="checkbox"/>	<input type="checkbox"/>	<input type="checkbox"/>	<input type="checkbox"/>	<input type="checkbox"/>	<input type="checkbox"/>	<input type="checkbox"/>	<input type="checkbox"/>
Remain living here <b>five</b> years from now	<input type="checkbox"/>	<input type="checkbox"/>	<input type="checkbox"/>	<input type="checkbox"/>	<input type="checkbox"/>	<input type="checkbox"/>	<input type="checkbox"/>	<input type="checkbox"/>	<input type="checkbox"/>	<input type="checkbox"/>
Be a community volunteer	<input type="checkbox"/>	<input type="checkbox"/>	<input type="checkbox"/>	<input type="checkbox"/>	<input type="checkbox"/>	<input type="checkbox"/>	<input type="checkbox"/>	<input type="checkbox"/>	<input type="checkbox"/>	<input type="checkbox"/>
Encourage someone to start a business here	<input type="checkbox"/>	<input type="checkbox"/>	<input type="checkbox"/>	<input type="checkbox"/>	<input type="checkbox"/>	<input type="checkbox"/>	<input type="checkbox"/>	<input type="checkbox"/>	<input type="checkbox"/>	<input type="checkbox"/>
Support current local elected officials	<input type="checkbox"/>	<input type="checkbox"/>	<input type="checkbox"/>	<input type="checkbox"/>	<input type="checkbox"/>	<input type="checkbox"/>	<input type="checkbox"/>	<input type="checkbox"/>	<input type="checkbox"/>	<input type="checkbox"/>

21. On a scale where 1 is "Strongly Disagree" and 10 is "Strongly Agree," to what extent do you agree that Troy is:

	1	2	3	4	5	6	7	8	9	10	Don't Know
A safe place to live	<input type="checkbox"/>	<input type="checkbox"/>	<input type="checkbox"/>	<input type="checkbox"/>	<input type="checkbox"/>	<input type="checkbox"/>	<input type="checkbox"/>	<input type="checkbox"/>	<input type="checkbox"/>	<input type="checkbox"/>	<input type="checkbox"/>
An enjoyable place for children	<input type="checkbox"/>	<input type="checkbox"/>	<input type="checkbox"/>	<input type="checkbox"/>	<input type="checkbox"/>	<input type="checkbox"/>	<input type="checkbox"/>	<input type="checkbox"/>	<input type="checkbox"/>	<input type="checkbox"/>	<input type="checkbox"/>
An enjoyable place for young adults (age 18-35)	<input type="checkbox"/>	<input type="checkbox"/>	<input type="checkbox"/>	<input type="checkbox"/>	<input type="checkbox"/>	<input type="checkbox"/>	<input type="checkbox"/>	<input type="checkbox"/>	<input type="checkbox"/>	<input type="checkbox"/>	<input type="checkbox"/>
An enjoyable place for senior citizens (age 65+)	<input type="checkbox"/>	<input type="checkbox"/>	<input type="checkbox"/>	<input type="checkbox"/>	<input type="checkbox"/>	<input type="checkbox"/>	<input type="checkbox"/>	<input type="checkbox"/>	<input type="checkbox"/>	<input type="checkbox"/>	<input type="checkbox"/>
An enjoyable place for people to visit	<input type="checkbox"/>	<input type="checkbox"/>	<input type="checkbox"/>	<input type="checkbox"/>	<input type="checkbox"/>	<input type="checkbox"/>	<input type="checkbox"/>	<input type="checkbox"/>	<input type="checkbox"/>	<input type="checkbox"/>	<input type="checkbox"/>
Physically attractive/great curb appeal	<input type="checkbox"/>	<input type="checkbox"/>	<input type="checkbox"/>	<input type="checkbox"/>	<input type="checkbox"/>	<input type="checkbox"/>	<input type="checkbox"/>	<input type="checkbox"/>	<input type="checkbox"/>	<input type="checkbox"/>	<input type="checkbox"/>
A great place for families	<input type="checkbox"/>	<input type="checkbox"/>	<input type="checkbox"/>	<input type="checkbox"/>	<input type="checkbox"/>	<input type="checkbox"/>	<input type="checkbox"/>	<input type="checkbox"/>	<input type="checkbox"/>	<input type="checkbox"/>	<input type="checkbox"/>
A great place to have a business	<input type="checkbox"/>	<input type="checkbox"/>	<input type="checkbox"/>	<input type="checkbox"/>	<input type="checkbox"/>	<input type="checkbox"/>	<input type="checkbox"/>	<input type="checkbox"/>	<input type="checkbox"/>	<input type="checkbox"/>	<input type="checkbox"/>
A city that is growing responsibly	<input type="checkbox"/>	<input type="checkbox"/>	<input type="checkbox"/>	<input type="checkbox"/>	<input type="checkbox"/>	<input type="checkbox"/>	<input type="checkbox"/>	<input type="checkbox"/>	<input type="checkbox"/>	<input type="checkbox"/>	<input type="checkbox"/>
A safe place to bike and walk	<input type="checkbox"/>	<input type="checkbox"/>	<input type="checkbox"/>	<input type="checkbox"/>	<input type="checkbox"/>	<input type="checkbox"/>	<input type="checkbox"/>	<input type="checkbox"/>	<input type="checkbox"/>	<input type="checkbox"/>	<input type="checkbox"/>
A safe place to bike and walk at night	<input type="checkbox"/>	<input type="checkbox"/>	<input type="checkbox"/>	<input type="checkbox"/>	<input type="checkbox"/>	<input type="checkbox"/>	<input type="checkbox"/>	<input type="checkbox"/>	<input type="checkbox"/>	<input type="checkbox"/>	<input type="checkbox"/>
A perfect community for me	<input type="checkbox"/>	<input type="checkbox"/>	<input type="checkbox"/>	<input type="checkbox"/>	<input type="checkbox"/>	<input type="checkbox"/>	<input type="checkbox"/>	<input type="checkbox"/>	<input type="checkbox"/>	<input type="checkbox"/>	<input type="checkbox"/>
A place that is inclusive and celebrates diversity	<input type="checkbox"/>	<input type="checkbox"/>	<input type="checkbox"/>	<input type="checkbox"/>	<input type="checkbox"/>	<input type="checkbox"/>	<input type="checkbox"/>	<input type="checkbox"/>	<input type="checkbox"/>	<input type="checkbox"/>	<input type="checkbox"/>

22. Briefly, what do you like most about the City of Troy?

23. Briefly, what do you like least about the City of Troy?

The following questions are for analysis only and will not be used in any way to identify you.

How long have you been living in Troy?

- One year or less       1-5 years       6-10 years       More than 10 years

Do you own or rent/lease your residence?

- Own       Rent/Lease

Is your place of employment located in Troy?

- Yes       No, a different community       I am not currently employed       I am retired

What is your age group?

- Under 18       25 to 34       45 to 54       65 to 74  
 18 to 24       35 to 44       55 to 64       75 or over

Which of the following categories best describes your level of education?

- Some high school or less       High school graduate       Some college       College graduate       Graduate degree(s)

Which of the following categories includes your total household income last year?

- \$25,000 or less       \$25,001 to \$50,000       \$50,001 to \$100,000       Over \$100,000

Please indicate your marital status:

- Single       Married/living with partner       Widowed/separated/divorced

Mark the boxes that describe the people living in your house (other than yourself). Check all that apply.

- Child(ren) age 12 or under       Spouse/partner       Dependent parent age 65 or older       None of these  
 Child(ren) over age 12       Roommate

What is your gender?

- Male       Female       Other

To which group do you consider yourself to belong? Check all that apply.

- Asian       Black/African American       American Indian/Alaska Native/Native Hawaiian       Other  
 White/Caucasian       Hispanic/Latinx

In which ZIP Code do you live?

- 48083       48084       48085       48098

Thank you for your time. Please return this assessment in the postage-paid envelope provided.

2021 Troy, Michigan  
Rating Questions  
Response Count 492

		Fire				Schools				
		Fire Department Overall	Fire prevention/education	Response time to fires	Response time to medical emergencies	Schools Overall	Meeting the needs of the community	Preparation of students for solid careers	Preparation of students for college	Communication with the public
Overall		91	87	92	91	83	84	81	86	81
Residency	One year or less*	78	78	-	-	99	100	100	100	94
	1-5 years	88	86	90	90	83	84	81	81	84
	6-10 years	89	78	90	88	80	79	80	81	80
	More than 10 years	92	90	93	92	84	86	82	86	81
Own or Rent	Own	92	87	93	91	83	84	81	86	81
	Rent/Lease*	82	94	90	91	92	94	93	92	89
Employment in the City	Yes	93	90	93	91	83	84	80	84	82
	No, a different community	90	82	91	89	81	82	81	82	80
	I am not currently employed*	87	92	92	92	81	83	67	89	86
	I am retired	92	92	96	97	89	90	91	92	83
Age	18 to 24*	97	94	93	89	78	82	67	80	81
	25 to 34*	88	70	93	94	87	89	86	89	84
	35 to 44	89	82	84	82	80	80	79	81	81
	45 to 54	91	89	93	88	84	84	83	84	83
	55 to 64	90	87	93	94	83	83	83	87	77
	65 or over	94	92	96	96	87	89	89	90	81
Education	Some high school or less*	89	-	-	-	96	100	100	-	89
	High school graduate	89	90	92	98	80	80	83	84	73
	Some college	94	89	92	90	78	81	76	79	77
	College graduate	91	88	93	91	82	82	79	84	83
	Graduate degree(s)	90	86	92	91	85	87	86	88	81
Income	\$25,000 or less*	89	91	88	90	84	82	84	87	82
	\$25,001 to \$50,000	94	88	97	98	78	84	64	78	83
	\$50,001 to \$100,000	89	84	93	90	86	87	86	88	82
	Over \$100,000	91	87	93	91	84	84	83	86	81
Marital Status	Single	92	92	94	92	81	87	72	83	83
	Married/living with partner	91	87	93	92	84	84	84	86	81
	Widowed/separated/divorced	93	90	97	96	91	93	91	92	87
People in Home	Child(ren) age 12 or under	90	82	92	90	81	81	79	81	83
	Child(ren) over age 12	92	87	93	86	81	81	79	82	81
	Spouse/partner	90	86	93	92	84	84	84	87	82
	Roommate*	96	89	90	94	77	80	76	76	76
	Dependent parent age 65+*	93	88	94	93	84	87	83	81	83
	None of these	92	88	91	93	79	84	72	83	77
Gender	Male	88	87	89	90	79	82	76	81	78
	Female	93	90	94	92	86	87	86	89	84
	Other*	100	-	-	-	100	100	100	100	100
Ethnicity	Asian	82	83	83	82	84	86	83	86	81
	White/Caucasian	92	88	93	92	84	84	83	86	82
	Black/African American*	99	47	100	97	87	87	80	84	96
	Hispanic/Latinx*	89	100	89	88	82	82	82	82	82
	Native/Indigenous*	-	-	-	100	22	-	-	-	22
	Other*	92	92	99	99	82	92	60	93	81

ZIP	48083	88	86	91	89	82	82	80	83	81
	48084	90	87	93	90	89	90	90	91	84
	48085	92	83	92	93	82	84	81	84	78
	48098	93	93	94	93	82	83	78	84	82
District	Avondale	93	91	91	92	81	87	69	93	77
	Birmingham*	88	81	83	82	73	73	73	74	71
	Bloomfield Hills*	88	86	100	100	97	98	98	98	93
	Royal Oak*	86	100	86	86	100	100	100	100	100
	Troy	91	88	93	92	85	86	84	87	82
	Warren*	84	82	91	90	78	76	79	79	77
Non Sample	-	93	90	91	94	86	86	87	90	81

\* Cohort has lower response level which may increase score variation

Transportation							Utilities					Police				
Transportation Overall	Street maintenance/repair	Road signage	Traffic congestion on the roads	Public transportation options	Accommodation for bicycle and foot traffic	Ease of finding parking	Utilities Overall	Drinking water quality	Garbage collection service	Brush and leaf disposal	Recycling service	Police Overall	Respectful treatment of citizens	Fair and equitable enforcement	Safety education	Response time to emergencies
67	68	81	63	47	60	82	89	88	92	86	89	89	89	88	87	91
74	74	84	64	67	67	88	99	99	99	98	99	99	97	100	100	100
64	61	81	66	42	58	78	83	74	88	82	89	86	81	78	92	92
61	63	77	58	36	56	80	84	83	89	81	82	83	83	82	79	88
68	70	82	64	49	61	82	90	91	93	87	89	89	90	89	88	91
68	68	81	64	48	62	83	89	90	92	86	89	89	90	88	87	91
59	62	78	56	44	44	68	85	78	90	90	81	86	80	81	91	90
67	66	82	58	50	66	81	89	91	92	83	90	92	92	92	92	92
67	70	79	67	48	59	82	87	87	91	84	86	86	88	86	83	89
59	56	86	60	30	47	78	86	83	90	82	89	74	70	63	72	90
69	72	83	67	48	61	82	92	91	94	91	92	92	93	92	89	94
75	69	87	68	72	70	87	91	92	92	88	91	97	98	98	96	96
57	59	78	52	39	42	73	86	87	93	77	87	83	82	79	80	91
67	70	80	68	41	60	83	86	86	90	82	87	88	90	87	88	89
66	69	80	63	41	59	81	87	88	91	84	86	86	87	86	86	87
67	64	82	63	43	64	83	89	87	91	89	89	86	84	86	84	89
69	73	82	66	48	61	82	92	91	94	90	91	93	93	92	90	94
100	100	100	100	-	100	100	100	100	100	-	100	100	100	100	100	100
70	72	77	69	56	68	79	90	87	93	89	90	88	86	87	84	93
74	72	84	70	61	68	87	91	88	93	90	91	93	94	94	90	94
65	64	81	62	47	57	80	89	89	92	83	90	88	88	87	88	90
65	69	80	62	39	58	82	87	88	91	84	86	87	88	86	86	90
69	70	74	68	67	63	72	83	82	87	83	80	91	93	92	92	86
72	70	82	64	68	66	82	94	91	98	93	94	92	92	92	87	96
63	67	80	58	37	54	80	89	90	92	86	88	84	83	81	82	89
68	69	82	67	43	62	83	88	87	91	86	89	90	91	89	89	91
68	63	86	62	59	60	80	90	89	93	86	91	92	89	89	94	96
67	69	81	64	43	61	83	88	88	92	84	88	88	89	87	86	90
64	63	79	63	46	57	76	89	91	91	88	87	88	90	89	83	90
65	67	79	60	48	58	80	88	89	91	83	89	87	88	86	84	90
66	67	77	62	43	60	86	87	89	91	83	86	88	90	88	87	89
67	68	81	63	46	61	82	88	89	91	86	88	88	88	86	86	92
55	68	87	50	29	39	56	85	71	92	86	90	100	100	100	100	100
69	68	81	70	57	61	78	89	91	94	81	91	89	90	88	90	90
72	72	87	70	54	63	84	91	89	93	88	92	93	93	93	92	94
66	66	81	64	46	59	82	88	88	91	86	87	87	87	84	87	90
67	69	81	63	49	61	80	89	89	92	86	90	91	91	90	89	92
49	78	78	-	22	22	44	92	89	100	78	100	78	78	-	78	-
66	68	77	68	41	58	84	85	86	89	83	82	84	86	84	82	83
67	69	82	63	47	59	82	89	89	92	87	89	90	90	88	89	92
58	63	64	53	29	49	89	86	87	93	79	87	84	90	91	61	92
75	77	78	79	72	66	80	87	87	92	90	80	93	98	98	96	81
44	48	100	59	0	13	44	82	37	100	100	90	100	100	100	-	-
66	46	82	64	61	64	78	85	86	96	69	90	92	91	91	92	94

64	63	76	60	49	60	79	86	88	90	80	84	85	84	82	86	88
64	64	83	60	47	53	77	87	84	91	84	87	86	87	86	84	88
66	70	81	62	40	60	82	89	89	92	87	90	90	91	90	84	93
70	71	86	69	50	62	84	90	89	94	88	90	92	91	91	93	93
59	58	86	57	30	53	72	88	86	93	82	92	92	91	92	91	92
60	51	73	54	61	57	66	74	60	79	77	80	83	87	82	81	83
64	61	86	64	11	73	88	88	89	90	90	84	92	87	100	90	92
44	66	54	48	11	28	57	85	86	91	91	72	56	52	52	67	52
69	71	82	66	48	63	84	89	90	92	87	89	90	90	89	88	92
58	49	76	52	49	50	74	79	79	87	70	82	80	76	72	86	87
62	68	80	59	30	49	84	88	89	90	86	87	88	88	87	89	88

Taxes						Shopping and Dining					Local Government					
Taxes Overall	Fairness of property appraisals	Adequacy of period to pay taxes	Fairness of tax levels	Amount and quality of services you receive for the local taxes you pay	Communication on how tax dollars are used	Shopping and Dining Overall	Shopping convenience for everyday items	Shopping convenience for major items	Sufficient choices for most of your needs	Area restaurant choices	Local Government Overall	Having leaders who are trustworthy	Being well-managed (efficient, organized)	Having employees who are well-trained	Communicating effectively with the community	Spending dollars wisely
71	70	83	69	70	62	89	90	88	90	89	72	68	72	78	71	63
78	78	78	78	78	78	92	94	91	94	88	78	72	72	72	84	67
63	64	81	59	66	47	88	90	88	88	87	73	73	74	77	64	62
69	69	82	68	67	59	87	88	87	88	87	72	66	70	79	70	68
72	71	83	70	71	64	90	90	88	91	90	72	67	72	78	72	62
70	70	83	69	70	60	89	91	88	90	89	72	68	72	78	71	63
98	100	100	100	89	100	88	90	87	87	90	77	74	84	90	72	64
72	72	84	71	70	63	91	91	90	91	92	73	64	70	79	72	59
67	68	79	66	67	58	87	88	84	88	87	71	68	72	77	71	64
65	59	88	62	61	53	88	91	88	90	83	68	71	76	77	61	49
78	76	88	74	79	71	92	92	89	92	93	76	69	76	81	74	70
74	70	100	67	67	67	93	94	92	93	91	84	81	84	84	88	78
71	70	83	74	67	59	90	90	90	91	89	64	60	68	76	60	48
70	70	84	66	70	58	87	89	87	89	84	74	72	74	78	71	66
70	71	80	67	71	60	86	88	84	87	87	72	64	70	76	71	64
67	67	80	67	63	60	89	90	86	89	90	69	62	67	76	69	59
76	74	86	73	78	69	91	91	88	91	92	75	68	74	80	74	68
89	78	100	-	89	89	100	100	100	100	100	97	89	89	100	100	89
68	70	77	67	68	59	90	91	89	91	90	73	60	76	82	72	70
74	76	88	74	69	63	92	93	92	92	90	79	79	82	87	80	68
71	69	82	70	70	62	88	89	86	89	88	71	63	69	76	68	59
71	71	83	68	71	61	89	89	87	90	90	71	67	71	77	71	63
67	62	82	62	67	63	86	88	84	86	87	75	59	74	80	78	71
81	82	88	78	77	79	92	92	91	92	91	83	81	81	86	82	79
71	70	79	69	72	67	88	90	87	89	88	70	68	72	76	66	60
70	71	83	69	70	59	89	90	87	90	89	72	66	71	79	71	62
77	72	94	74	76	68	89	92	88	91	87	76	74	81	82	77	62
71	71	83	69	70	61	89	90	87	90	89	71	66	70	77	70	63
62	59	72	58	66	56	92	92	89	92	93	74	70	73	78	73	69
71	73	83	70	69	61	89	90	89	90	86	72	68	71	76	72	66
68	68	80	64	68	61	88	89	86	89	90	72	68	70	76	72	64
72	73	83	71	71	63	89	90	87	90	89	72	67	71	78	70	64
80	73	99	74	80	74	83	80	81	87	82	65	51	57	70	49	53
72	71	82	71	70	66	88	84	84	91	90	79	73	84	83	83	67
70	69	82	69	70	62	90	91	89	91	89	77	71	79	83	78	69
71	70	83	69	70	62	87	89	84	88	87	71	63	69	77	69	59
71	70	82	69	70	62	90	91	89	91	89	73	71	76	79	72	67
78	78	78	78	78	78	100	100	100	100	100	70	67	-	67	56	56
63	63	76	59	61	54	87	87	86	88	87	73	74	77	79	74	63
73	72	84	71	72	64	90	91	88	91	89	73	68	72	79	72	66
72	80	79	66	77	58	84	81	83	84	89	81	78	76	81	82	80
86	84	90	90	90	74	92	92	92	91	93	87	78	92	92	84	83
-	-	-	-	-	-	99	99	99	100	100	42	-	-	-	34	44
61	57	80	58	59	50	93	94	89	93	94	66	60	76	84	73	47

71	70	79	70	70	64	87	89	86	87	87	70	66	71	78	71	59
72	71	83	69	72	64	90	92	89	91	89	74	70	74	80	69	69
70	70	83	68	69	60	88	88	86	89	89	69	64	69	76	70	60
71	71	84	69	71	61	91	92	90	92	90	75	70	76	80	73	67
70	71	81	68	66	66	90	90	90	92	89	68	67	69	78	66	59
57	53	79	51	58	46	79	82	76	78	80	62	49	53	64	53	52
63	67	88	64	67	30	89	91	87	91	88	70	66	68	72	74	61
78	66	68	93	66	98	88	91	90	90	81	69	67	67	73	68	71
72	72	84	70	72	62	90	91	88	91	90	73	68	73	79	72	64
63	61	78	61	60	57	83	86	83	81	83	66	59	73	83	67	47
72	71	83	71	72	60	89	91	89	90	87	73	70	74	82	72	66

Government Management							Events						Economic			
Encouraging citizen ideas and involvement	Maintaining a website that meets your needs	Enforcing appearance/safety codes for residential and business properties	Openness to resident questions or concerns	Level of professionalism of local staff	The follow-up provided by local staff	The ease of getting your question answered	Events Overall	Range of cultural offerings	Strong and vibrant arts community	Quality sporting events to attend	Variety of festivals and community events	Activities that interest you	Economy Overall	Cost of living	Quality of jobs	Affordability of housing
67	76	72	70	81	74	74	65	73	64	59	64	62	74	67	76	60
72	83	83	83	83	83	83	66	82	81	51	59	54	84	80	83	73
57	74	71	73	86	83	79	54	69	53	46	50	53	69	59	66	46
66	76	70	71	81	77	76	63	74	61	56	62	61	73	63	74	56
69	76	73	69	80	73	73	66	73	66	61	67	63	75	68	77	62
68	76	73	69	80	73	73	66	76	66	59	66	63	76	69	77	62
60	76	67	73	91	82	84	62	69	66	62	58	58	67	49	68	40
68	78	77	70	82	77	76	68	74	68	64	69	66	75	67	77	59
67	73	71	68	78	70	72	64	73	62	57	63	62	74	68	74	61
57	70	58	66	82	74	71	54	74	54	51	43	48	63	48	62	41
72	79	74	76	86	82	77	67	73	69	59	70	63	80	76	82	69
89	87	82	83	87	83	80	85	87	82	81	87	88	73	67	78	66
52	72	66	54	80	66	68	49	68	50	43	42	43	67	53	66	39
66	74	76	76	81	76	78	63	76	63	54	61	62	75	67	76	61
67	73	73	70	80	76	76	63	72	61	57	63	61	74	68	76	60
66	73	69	66	77	71	69	63	71	62	57	68	59	75	69	76	64
70	78	73	73	84	79	78	67	72	69	60	69	63	79	73	80	69
-	100	100	100	100	100	100	97	100	-	100	100	89	94	100	100	89
59	73	60	78	84	82	79	65	70	71	61	61	63	75	68	73	63
74	80	77	74	86	80	80	69	76	68	64	68	70	70	60	67	54
67	74	74	70	80	76	74	61	73	61	54	61	57	74	66	76	59
66	76	71	68	80	72	72	65	73	64	59	67	63	76	70	78	62
74	77	67	76	84	80	77	78	83	79	78	73	76	78	76	80	71
82	81	84	82	88	81	83	71	73	71	66	73	70	75	61	77	61
62	73	71	67	80	73	71	65	72	64	61	67	62	69	61	72	51
67	76	72	70	81	76	76	62	73	60	53	62	61	76	70	76	62
71	76	73	73	88	77	76	71	77	70	74	69	66	71	63	70	56
66	76	72	69	79	73	73	63	74	63	56	63	60	76	69	78	62
70	73	70	73	81	78	76	66	71	66	62	67	66	71	64	74	57
68	74	74	70	77	73	74	62	76	60	54	60	61	75	66	76	58
67	72	74	71	78	73	73	64	70	61	59	66	62	74	67	76	61
67	77	73	69	80	74	73	65	76	64	58	66	62	75	68	77	61
68	69	42	58	89	87	82	43	40	42	42	48	43	60	49	50	38
81	83	78	73	89	81	77	71	71	71	68	71	72	73	70	72	61
73	79	71	77	86	80	78	70	78	68	67	68	69	76	68	78	63
63	74	71	70	82	77	74	65	70	67	61	66	61	73	67	73	61
70	77	72	70	80	72	73	65	74	63	59	64	63	75	67	77	60
67	78	78	-	67	-	100	61	78	33	-	67	67	65	67	56	56
67	78	76	69	79	72	73	73	78	72	69	71	73	70	63	73	54
70	76	73	71	82	76	74	64	73	62	57	64	61	75	68	76	61
77	76	83	77	92	90	84	61	77	53	53	62	58	81	77	84	53
87	96	87	82	91	83	90	98	100	100	100	99	92	88	78	94	74
19	44	19	22	-	78	78	8	13	13	0	13	0	42	0	10	0
37	72	57	47	90	74	70	70	73	73	74	61	69	73	59	70	68

64	71	69	69	79	74	72	63	70	60	60	62	61	71	66	72	59
66	76	74	77	84	78	76	74	79	73	69	77	71	75	66	80	59
68	74	71	63	78	68	71	63	73	61	58	61	60	73	67	72	58
69	79	76	73	84	80	79	63	74	64	54	63	60	77	68	78	63
61	72	66	58	78	74	72	57	64	54	54	59	53	73	54	71	56
54	60	61	72	79	73	68	68	78	70	58	72	61	67	67	64	50
58	78	74	74	74	69	77	75	87	79	71	69	69	85	79	86	84
74	71	69	69	67	67	67	35	44	27	44	34	27	67	43	89	36
69	77	74	71	81	76	74	66	74	66	59	66	63	76	69	77	61
44	70	63	60	86	72	70	60	70	66	62	52	50	64	60	67	59
70	77	69	71	81	76	73	60	72	60	50	60	58	76	69	81	61

Community				Parks and Recreation					Library					Overall		
Availability of jobs	Stability of property values	Strength of local economy	Access to health care services	Parks and Rec Overall	Parks/facilities meet your needs	Parks/facility maintenance and cleanliness	Quality of recreational programs	Variety of recreational programs	Library Overall	Hours of operation	Adequacy of resources to meet your needs	Quality of programming	Variety of programming	Overall ACI	Sat	Expectation
71	80	80	87	81	82	83	80	78	80	73	82	82	81	73	78	71
92	90	87	83	79	84	84	72	74	100	100	-	-	-	84	90	83
68	82	78	87	81	81	80	82	81	75	70	80	76	73	70	77	69
69	76	81	90	78	80	82	76	76	75	64	78	80	79	73	76	71
72	80	79	87	82	82	84	81	79	81	76	83	83	82	74	79	71
72	80	80	89	81	83	84	80	78	80	73	82	83	81	75	80	72
72	82	77	80	80	74	77	86	83	77	72	76	81	80	65	71	64
72	80	81	88	82	83	82	81	80	81	72	86	84	83	73	77	70
71	79	78	87	79	81	82	77	77	77	71	79	80	78	73	78	71
64	73	69	81	81	82	87	80	76	79	74	80	80	81	69	74	68
77	84	84	90	84	83	88	84	82	84	79	86	86	86	78	82	76
78	67	76	83	87	91	92	82	82	93	88	93	94	94	85	87	83
66	80	82	83	79	78	79	81	78	74	69	76	77	77	63	70	60
72	77	80	90	79	80	82	79	77	78	69	79	82	80	74	78	72
70	82	79	87	79	82	81	78	77	76	69	80	78	76	74	80	71
71	79	77	87	79	80	82	78	77	77	71	79	79	78	70	74	68
74	84	83	90	83	82	87	82	81	83	78	86	86	84	78	82	76
89	89	89	100	100	100	100	-	-	-	-	-	-	-	93	100	89
76	79	80	89	78	80	84	78	71	91	84	91	93	93	72	74	71
68	77	78	87	82	82	88	79	78	84	78	86	87	87	75	79	72
72	80	78	86	82	82	84	81	80	79	72	81	82	81	73	80	71
71	80	81	88	80	81	81	79	78	77	70	79	80	78	73	78	70
84	78	77	83	80	78	80	83	80	90	82	86	96	96	74	80	71
72	79	86	89	84	88	91	80	77	84	76	87	88	88	81	83	79
63	76	77	80	81	82	84	79	80	82	76	84	84	83	73	77	73
74	81	81	90	81	82	82	80	79	76	70	79	79	78	73	78	71
72	78	77	83	84	86	88	83	81	86	81	87	88	88	75	80	72
73	80	80	89	80	81	82	79	77	78	71	81	81	80	73	78	71
61	77	79	86	81	83	82	81	79	79	70	83	81	81	76	80	74
73	79	81	90	79	80	81	79	76	75	66	79	79	78	72	77	70
71	77	78	87	79	80	82	78	77	75	66	79	79	78	71	77	69
72	81	80	89	81	81	82	80	79	79	71	81	82	80	73	78	71
56	69	78	78	80	72	84	81	81	42	33	44	44	44	63	71	62
71	71	81	83	86	84	87	87	86	83	79	84	86	84	76	81	73
77	79	81	87	83	86	90	80	77	91	88	92	92	92	79	82	77
68	79	78	82	79	81	81	77	76	78	73	80	80	79	73	77	72
74	79	80	89	82	82	84	81	80	81	76	84	83	82	74	80	71
-	67	67	78	89	89	89	-	-	33	-	-	-	33	67	-	-
70	72	73	83	77	78	79	77	76	77	78	76	78	76	74	78	71
73	81	80	88	82	82	83	81	80	81	72	83	84	83	74	79	72
73	92	94	93	84	82	91	84	80	59	44	67	62	62	76	81	77
97	97	91	88	86	78	78	94	94	87	79	76	97	97	76	86	76
44	100	-	100	50	33	67	-	-	11	11	11	11	11	15	34	11
74	77	80	84	80	87	87	78	69	83	78	84	86	86	67	71	60

71	76	73	80	77	77	78	77	76	80	74	80	83	82	71	77	69
71	81	82	87	86	87	88	84	84	84	79	86	87	83	75	79	73
68	80	80	88	79	80	81	79	77	76	67	80	80	79	73	78	70
77	82	82	91	83	84	88	80	78	79	76	81	81	80	74	80	73
76	80	82	90	80	80	86	77	77	65	61	69	66	66	68	73	66
59	76	73	80	79	83	81	74	79	76	73	80	77	72	65	73	63
88	86	84	90	82	80	83	81	84	94	82	92	100	100	76	87	71
78	48	89	84	65	56	70	67	67	90	86	76	100	100	63	73	69
72	81	81	88	82	82	84	81	79	81	73	83	83	82	75	80	73
68	68	59	71	74	78	73	74	70	79	73	81	81	82	62	69	54
76	80	81	86	80	79	83	80	78	77	68	81	80	79	70	76	69

Ideal	Outcomes					Image										
	Recommend Troy as a place to live	Remain living here five years from now	Be a community volunteer	Encourage someone to start a business here	Support current local elected officials	Image Overall	A safe place to live	An enjoyable place for children	An enjoyable place for young adults (age 18-35)	An enjoyable place for senior citizens (age 65+)	An enjoyable place for people to visit	Physically attractive/great curb appeal	A great place for families	A great place to have a business	A city that is growing responsibly	A safe place to bike and walk
71	80	80	58	68	66	80	90	87	73	84	76	78	87	82	73	76
79	86	67	58	78	63	82	96	96	67	83	70	79	84	81	81	83
63	73	73	51	60	63	74	82	83	68	87	67	71	81	80	68	67
71	82	83	59	69	68	78	88	87	73	84	73	74	88	82	72	72
71	80	80	58	69	66	80	91	87	74	83	77	80	87	83	73	77
72	81	82	59	70	67	81	90	87	76	84	76	80	88	82	74	77
60	73	57	57	57	61	73	82	84	62	90	68	64	78	88	66	66
71	81	81	67	70	66	81	92	88	76	83	78	80	88	84	71	80
69	80	79	58	69	67	79	89	86	74	83	76	79	86	81	73	72
66	74	64	48	58	57	71	86	84	53	87	56	67	80	76	63	73
76	84	88	52	71	68	85	92	90	83	87	83	82	90	89	80	79
84	88	81	72	78	79	90	94	92	80	92	83	89	89	89	93	94
58	73	62	53	54	58	71	88	84	60	84	62	69	81	77	60	62
71	81	82	62	70	67	79	90	87	72	83	76	79	87	80	72	76
70	80	82	59	72	68	78	89	86	73	82	72	76	87	81	71	72
67	77	79	53	64	58	77	87	83	73	79	74	74	84	80	69	74
77	83	86	52	71	67	84	91	89	83	86	83	83	89	88	78	78
89	100	100	-	-	-	100	100	100	100	100	100	100	100	100	100	100
71	82	88	52	62	57	84	89	89	81	84	84	80	88	83	77	87
74	78	76	54	70	67	84	90	87	78	89	79	81	82	86	82	84
69	81	80	59	68	66	79	90	88	72	86	73	77	88	82	70	72
70	80	79	59	68	66	78	89	86	72	81	74	78	87	82	72	73
70	81	88	73	70	68	85	90	88	83	89	88	81	88	87	82	83
81	89	86	71	80	83	89	94	93	80	90	84	90	90	90	87	88
70	80	72	54	67	63	79	90	89	70	84	73	77	87	82	72	76
70	79	83	58	69	63	78	89	86	73	83	73	77	86	81	71	73
72	83	71	62	69	77	82	90	88	70	90	74	79	84	92	79	81
70	80	83	57	69	63	79	90	87	74	82	74	77	87	81	71	74
73	80	78	59	70	69	84	92	92	82	86	86	81	90	87	81	77
70	82	87	61	70	68	79	91	87	73	83	73	79	88	80	74	74
67	79	80	61	69	69	78	88	84	73	81	73	76	86	82	71	74
71	81	83	57	69	64	79	90	87	74	83	74	78	87	81	72	74
57	67	60	47	52	27	68	72	70	50	93	60	68	78	86	54	66
73	83	80	73	77	76	87	93	92	86	89	87	90	93	89	84	88
78	82	73	60	69	69	85	94	91	78	89	80	84	86	84	84	87
70	82	80	57	68	64	80	90	88	73	84	76	79	87	83	73	77
71	80	80	60	69	67	81	89	87	76	86	77	79	86	83	77	78
67	100	100	100	-	-	90	78	100	100	100	100	100	100	-	78	78
72	77	70	63	71	67	82	90	87	81	86	78	80	88	83	82	79
70	81	81	57	69	66	80	90	88	74	86	76	78	87	83	73	76
71	89	88	68	67	81	77	92	88	84	81	84	82	88	77	67	54
68	86	89	74	67	61	91	93	90	83	93	93	89	92	99	93	82
0	10	0	0	0	0	17	23	22	0	100	0	11	22	-	0	13
69	81	91	69	62	68	81	96	91	66	84	69	86	88	76	72	86

68	79	79	56	68	66	77	87	86	73	82	76	74	83	82	73	74
72	81	80	59	69	69	81	91	90	77	88	78	77	90	83	79	72
72	81	79	53	67	62	80	91	88	76	82	74	79	88	81	70	73
70	79	80	62	70	67	80	90	84	71	84	74	80	84	84	73	81
66	74	72	54	61	64	74	82	82	57	87	62	76	81	81	64	77
58	64	81	34	49	56	74	82	80	73	84	69	68	82	70	71	71
71	81	88	42	69	56	81	89	87	70	83	78	86	87	86	71	87
47	81	86	63	50	58	75	91	91	66	92	72	59	91	100	69	60
72	81	80	59	70	66	81	91	87	76	83	77	79	88	83	74	77
63	77	72	48	57	60	75	88	88	71	83	72	71	80	79	66	73
64	74	74	61	63	68	74	88	84	64	80	72	72	86	81	64	66

			Public Safety						Parks and Recreation							
A safe place to bike and walk at night	A perfect community for me	A place that is inclusive and celebrates diversity	Ambulance services	Animal control	Building inspection	Code enforcement	Fire services	Police services	City parks (developed green spaces)	Daisy Knight Dog Park	Green space (undeveloped spaces)	Recreation programs	Sanctuary Lake Golf Course	Sylvan Glen Golf Course	Trails and pathways	Troy Family Aquatic Center
69	77	83	88	69	81	76	92	88	83	74	68	82	86	87	79	83
73	82	87	56	78	89	89	94	94	84	-	78	79	-	-	88	82
63	71	74	89	56	87	68	93	77	79	83	72	87	88	88	76	89
63	76	80	86	68	78	77	91	82	80	79	66	81	83	80	80	86
71	78	84	90	69	81	76	92	90	84	73	68	81	86	87	79	83
70	79	84	87	68	80	74	92	88	84	74	69	81	86	86	80	83
59	63	73	93	72	92	78	93	83	76	97	62	89	99	99	73	96
73	79	87	90	70	83	78	93	92	87	78	67	82	87	89	82	84
68	76	81	86	71	80	76	90	86	83	78	68	80	84	83	77	82
60	66	76	77	44	71	56	97	64	74	17	70	83	84	82	78	87
72	84	89	92	67	82	76	94	96	83	73	69	84	87	89	81	87
89	92	98	92	93	86	87	99	92	94	100	84	83	98	98	93	93
60	62	73	88	62	84	61	94	78	78	42	62	87	92	92	76	87
67	78	78	83	68	80	79	91	88	84	86	68	79	86	82	79	83
67	74	79	82	68	78	74	87	87	81	80	60	79	78	79	71	81
68	74	86	87	67	81	78	91	88	81	71	66	80	83	86	78	78
71	83	88	92	64	80	73	92	94	83	73	71	84	87	89	80	84
100	100	100	-	-	89	-	100	100	100	89	89	89	-	-	100	100
79	76	89	92	81	84	84	94	92	83	83	79	86	89	88	89	84
78	83	89	94	79	87	80	96	98	88	88	82	82	97	96	88	90
66	77	84	86	61	79	71	93	84	81	59	62	83	83	84	77	82
67	76	79	87	68	80	76	89	87	83	80	66	80	82	83	76	82
80	79	91	90	83	80	79	93	83	81	90	72	89	91	91	84	91
87	88	92	96	84	90	90	97	94	91	81	81	80	96	94	87	92
68	77	79	89	64	73	70	91	81	83	77	66	83	88	91	80	84
67	77	82	84	67	81	76	92	89	82	79	66	81	83	83	77	82
73	78	84	92	76	87	78	97	89	88	70	76	86	97	97	86	94
67	76	82	87	66	80	76	91	88	82	76	66	80	82	84	78	81
68	82	87	92	72	79	72	90	89	83	83	61	91	91	88	70	91
70	79	80	83	73	82	82	92	87	81	82	66	80	82	82	78	82
68	74	78	82	66	74	74	90	87	82	72	61	78	82	84	72	81
67	77	82	87	67	81	77	91	87	82	78	68	81	84	84	79	82
57	63	62	88	88	67	43	100	72	78	100	74	81	-	100	77	97
77	84	80	86	82	84	80	90	90	90	84	77	88	90	89	82	88
81	80	89	91	78	86	83	94	94	89	71	78	84	90	89	86	89
69	78	82	87	66	80	76	90	86	81	84	66	78	86	86	77	82
72	78	83	88	73	81	77	93	89	86	77	72	84	86	87	81	84
78	89	78	-	-	-	78	-	78	89	-	67	78	-	-	78	89
77	81	80	84	79	84	79	87	83	82	89	73	82	81	79	79	83
69	78	83	89	69	81	74	93	89	83	76	67	82	87	88	79	84
62	70	73	93	74	74	81	99	87	86	40	51	90	78	78	74	93
89	97	94	100	81	78	74	92	89	80	-	60	100	90	91	76	92
13	0	0	100	100	100	13	-	100	44	-	-	-	-	-	44	-
77	74	88	92	83	84	89	91	93	86	90	86	74	83	78	80	87

64	73	77	88	71	81	80	90	84	78	78	63	80	86	88	76	88
62	77	86	87	72	83	77	92	81	88	90	77	86	88	90	82	86
69	80	86	87	68	79	70	93	91	84	70	61	81	86	84	77	80
76	77	83	90	66	82	76	91	91	83	71	73	82	84	87	81	84
70	66	73	87	69	83	64	93	90	80	63	73	81	80	82	77	84
56	69	88	74	64	64	63	88	63	81	86	73	79	43	56	81	72
56	81	89	92	89	86	76	96	92	78	60	76	86	93	84	87	93
47	60	72	100	-	67	56	90	59	56	100	37	91	-	100	74	100
70	79	84	88	69	82	77	92	90	84	77	68	82	86	87	80	83
67	68	71	87	53	73	81	88	74	78	71	59	76	80	78	62	78
60	68	81	91	62	77	72	92	88	80	56	59	77	80	81	71	77

Other City Services

Billing and payments	Customer service at City Hall	Curbside recycling and garbage collection	Election and voting process	Farmers' market	Library services	Condition of local streets	Tree maintenance/replacement	Water and sewer services	Troy Community Center
82	84	89	84	74	82	73	77	83	86
81	88	91	70	89	-	81	83	81	81
79	88	86	90	69	78	63	74	81	84
79	82	84	83	76	83	73	79	81	84
83	84	90	86	76	83	74	76	84	87
81	83	89	86	73	83	73	77	83	86
83	92	86	89	89	82	68	72	81	88
83	84	89	83	80	83	70	79	82	89
78	81	87	84	74	82	73	73	82	83
82	86	92	84	79	81	72	77	81	84
88	89	92	88	70	86	78	79	89	88
94	93	94	90	94	92	82	92	90	92
79	83	87	83	76	79	61	71	81	83
79	82	87	86	73	83	73	76	83	84
80	81	87	83	74	80	74	77	79	87
79	82	87	81	68	77	70	71	82	80
88	89	92	88	70	86	77	79	88	88
100	100	100	100	-	-	100	100	-	100
80	86	88	83	80	92	80	80	83	87
93	94	94	90	84	82	77	86	90	90
81	84	89	82	70	84	73	74	84	86
80	81	86	86	73	80	71	74	81	84
81	86	86	89	86	91	79	76	81	89
90	93	96	90	86	89	78	88	91	87
79	84	90	83	76	86	72	80	84	89
81	83	88	86	71	80	72	76	82	84
88	91	93	90	89	88	73	78	87	90
81	83	89	84	72	81	73	77	83	84
81	81	84	78	64	84	67	69	82	91
79	82	87	83	74	80	72	78	82	84
80	83	88	84	77	80	70	76	82	87
82	84	89	84	72	82	72	77	83	84
90	89	92	79	91	50	71	76	86	100
86	89	90	82	81	88	68	66	84	90
86	89	92	87	81	91	81	82	89	88
82	83	88	82	72	82	72	72	82	84
82	86	90	88	77	84	73	78	84	88
100	100	100	100	67	67	78	67	78	89
78	83	86	86	79	81	72	74	80	84
83	86	90	86	74	82	74	78	84	87
74	80	84	89	69	81	66	81	87	88
80	97	87	86	83	88	76	66	82	88
78	89	100	100	100	22	31	41	-	-
72	82	89	81	80	91	62	57	72	73

81	84	86	82	77	82	69	72	82	84
79	84	84	87	66	87	73	78	81	86
81	83	89	83	76	80	73	79	82	84
84	87	92	88	77	84	76	76	87	89
81	82	92	90	86	77	69	68	80	80
70	71	68	80	19	72	59	66	64	59
92	81	91	73	94	87	68	77	86	93
70	-	81	91	72	86	81	72	81	86
83	86	90	84	76	83	76	79	84	87
74	82	84	76	69	83	50	54	72	80
81	82	87	88	67	83	73	73	86	84

2021 Troy, Michigan  
Distribution Questions  
Response Count 492

		Frequently of contact				Use Troy's parks and recreation				Use of
		Never	Fewer than 6 times a year	6-12 times a year	More than 12 times a year	Never	Fewer than 6 times a year	6-12 times a year	More than 12 times a year	Never
Overall	Overall	28%	62%	7%	1%	8%	37%	23%	30%	25%
Residency	One year or less*	9%	91%	-	-	30%	-	-	70%	100%
	1-5 years	45%	51%	-	3%	5%	28%	24%	41%	27%
	6-10 years	26%	70%	3%	-	4%	40%	20%	34%	21%
	More than 10 years	27%	60%	9%	0%	9%	39%	24%	27%	23%
Own or Rent	Own	27%	62%	7%	1%	8%	38%	21%	32%	23%
	Rent/Lease*	45%	55%	-	-	13%	16%	39%	31%	34%
Employment in the City	Yes	32%	52%	11%	2%	2%	42%	21%	32%	27%
	No, a different community	23%	70%	6%	-	7%	31%	32%	29%	22%
	I am not currently employed*	48%	39%	2%	-	9%	37%	7%	44%	42%
	I am retired	23%	67%	6%	1%	16%	45%	13%	23%	20%
Age	18 to 24*	30%	50%	10%	-	-	30%	30%	40%	10%
	25 to 34*	32%	63%	5%	-	5%	16%	32%	47%	37%
	35 to 44	31%	61%	4%	2%	2%	37%	22%	37%	28%
	45 to 54	27%	64%	7%	1%	4%	42%	28%	25%	16%
	55 to 64	25%	63%	8%	-	18%	47%	14%	18%	34%
	65 or over	24%	65%	7%	1%	14%	43%	16%	24%	23%
Education	Some high school or less*	-	100%	-	-	-	100%	-	-	100%
	High school graduate	34%	66%	-	-	22%	51%	6%	22%	33%
	Some college	40%	48%	11%	-	10%	23%	32%	32%	21%
	College graduate	30%	59%	6%	1%	8%	44%	20%	26%	28%
	Graduate degree(s)	20%	69%	7%	1%	6%	33%	24%	35%	23%
Income	\$25,000 or less*	9%	88%	2%	-	5%	44%	32%	17%	23%
	\$25,001 to \$50,000	30%	49%	11%	-	7%	46%	13%	34%	16%
	\$50,001 to \$100,000	35%	58%	5%	1%	8%	45%	23%	23%	25%
	Over \$100,000	24%	66%	6%	1%	8%	32%	25%	33%	26%
Marital Status	Single	34%	52%	9%	-	3%	29%	32%	35%	26%
	Married/living with partner	25%	65%	6%	1%	9%	40%	19%	30%	26%
	Widowed/separated/divorced	36%	58%	7%	-	27%	38%	11%	24%	26%
People in Home	Child(ren) age 12 or under	28%	67%	3%	2%	3%	28%	24%	44%	24%
	Child(ren) over age 12	26%	61%	7%	1%	5%	45%	23%	26%	18%
	Spouse/partner	26%	64%	6%	1%	7%	37%	23%	31%	25%
	Roommate*	15%	85%	-	-	5%	56%	15%	23%	54%
	Dependent parent age 65+*	9%	70%	17%	-	7%	72%	12%	7%	4%
	None of these	29%	57%	7%	-	14%	30%	16%	39%	25%
Gender	Male	28%	58%	9%	-	8%	39%	22%	29%	32%
	Female	28%	65%	5%	1%	8%	36%	22%	33%	20%
	Other*	-	100%	-	-	-	-	100%	-	-
Ethnicity	Asian	27%	64%	5%	1%	5%	31%	30%	33%	14%
	White/Caucasian	26%	65%	6%	1%	9%	36%	23%	31%	27%
	Black/African American*	28%	72%	-	-	5%	33%	20%	42%	23%
	Hispanic/Latinx*	12%	88%	-	-	4%	58%	38%	-	16%
	Native/Indigenous*	13%	87%	-	-	13%	-	-	87%	13%
	Other*	24%	35%	17%	-	8%	58%	13%	21%	13%
ZIP	48083	32%	62%	5%	-	7%	41%	25%	26%	27%
	48084	33%	59%	4%	2%	8%	33%	24%	34%	20%

ZIP	48085	23%	69%	5%	0%	9%	37%	28%	25%	26%
	48098	27%	56%	11%	1%	7%	38%	15%	37%	25%
District	Avondale	29%	46%	12%	-	8%	36%	21%	28%	32%
	Birmingham*	36%	57%	7%	-	12%	55%	21%	12%	40%
	Bloomfield Hills*	45%	47%	-	-	17%	51%	-	32%	45%
	Royal Oak*	16%	84%	-	-	10%	48%	42%	-	6%
	Troy	28%	65%	4%	1%	8%	36%	24%	31%	24%
	Warren*	28%	54%	18%	-	14%	51%	15%	20%	36%
Overall	Overall	10%	76%	4%	3%	4%	33%	24%	36%	16%

\* Cohort has lower response level which may increase score variation

of Troy's local library			Budget Priorities													
Fewer than 6 times a year	6-12 times a year	More than 12 times a year	Ambulance services	Animal control	Building inspection	Code enforcement	Fire services	Police services	City parks	Daisy Knight Dog Park	Green space	Recreation programs	Sanctuary Lake Golf Course	Sylvan Glen Golf Course	Trails and pathways	Troy Family Aquatic Center
37%	17%	21%	46%	12%	8%	10%	63%	71%	50%	4%	32%	15%	6%	7%	43%	15%
-	-	-	40%	-	-	-	60%	60%	40%	-	9%	9%	-	-	70%	-
27%	29%	18%	33%	10%	9%	8%	47%	51%	64%	19%	34%	12%	-	2%	51%	18%
31%	16%	32%	42%	8%	13%	13%	56%	57%	56%	2%	38%	19%	4%	7%	53%	23%
40%	16%	19%	49%	14%	8%	10%	66%	77%	47%	3%	31%	15%	7%	8%	39%	13%
38%	17%	21%	46%	12%	8%	10%	63%	71%	49%	4%	31%	16%	5%	7%	42%	16%
30%	21%	15%	49%	20%	17%	10%	50%	52%	56%	12%	35%	17%	-	-	57%	5%
41%	13%	18%	52%	27%	6%	5%	69%	78%	49%	1%	27%	15%	8%	10%	43%	22%
36%	20%	22%	46%	7%	5%	9%	61%	72%	59%	6%	32%	18%	5%	6%	50%	17%
29%	9%	20%	27%	7%	27%	15%	39%	27%	44%	7%	57%	7%	2%	2%	40%	3%
38%	17%	22%	46%	10%	9%	18%	71%	82%	33%	2%	22%	14%	8%	8%	30%	8%
50%	10%	30%	60%	20%	30%	10%	70%	60%	30%	10%	50%	10%	-	-	20%	-
26%	16%	21%	32%	16%	5%	5%	42%	47%	63%	11%	37%	11%	5%	5%	58%	16%
35%	17%	20%	41%	9%	4%	6%	59%	70%	70%	-	28%	28%	6%	9%	57%	30%
41%	21%	20%	47%	8%	5%	8%	58%	73%	59%	4%	34%	14%	7%	6%	51%	20%
37%	14%	14%	51%	11%	7%	13%	69%	77%	38%	2%	28%	11%	8%	10%	39%	12%
35%	19%	22%	46%	14%	9%	17%	74%	84%	36%	2%	23%	16%	7%	8%	30%	9%
-	-	-	100%	-	-	-	100%	100%	100%	-	-	-	-	-	-	-
40%	22%	6%	60%	8%	2%	8%	78%	78%	35%	-	14%	10%	5%	5%	20%	10%
35%	16%	27%	51%	24%	18%	7%	75%	77%	42%	14%	28%	18%	1%	2%	28%	6%
40%	11%	21%	44%	10%	8%	14%	58%	63%	52%	3%	39%	14%	4%	6%	43%	12%
34%	21%	21%	44%	10%	6%	8%	60%	74%	53%	2%	28%	16%	9%	10%	53%	22%
42%	18%	18%	74%	-	2%	12%	78%	67%	46%	-	49%	5%	3%	3%	35%	4%
50%	14%	20%	44%	26%	14%	7%	54%	60%	39%	13%	24%	32%	2%	2%	41%	9%
31%	11%	32%	52%	12%	12%	8%	72%	76%	46%	1%	39%	13%	2%	3%	29%	13%
33%	21%	20%	41%	11%	6%	9%	59%	72%	57%	5%	29%	15%	8%	10%	51%	20%
43%	20%	12%	54%	19%	16%	11%	62%	58%	45%	10%	34%	12%	1%	1%	38%	2%
35%	16%	22%	43%	11%	6%	10%	62%	74%	53%	2%	30%	15%	8%	10%	45%	19%
38%	20%	15%	55%	10%	2%	15%	75%	81%	36%	-	28%	17%	-	-	24%	15%
34%	20%	23%	36%	16%	6%	6%	52%	62%	65%	2%	28%	25%	7%	9%	56%	31%
42%	16%	23%	50%	18%	10%	8%	61%	77%	49%	2%	36%	14%	5%	7%	44%	18%
33%	16%	25%	43%	13%	8%	10%	60%	70%	54%	3%	31%	15%	7%	8%	46%	19%
23%	23%	-	77%	23%	-	-	77%	44%	89%	23%	56%	5%	-	-	66%	-
75%	14%	8%	60%	4%	7%	12%	67%	78%	37%	-	27%	2%	7%	4%	35%	23%
34%	20%	21%	44%	6%	13%	12%	66%	73%	36%	8%	30%	18%	3%	4%	31%	6%
38%	18%	11%	41%	9%	11%	10%	61%	70%	51%	3%	31%	12%	9%	9%	42%	15%
35%	18%	26%	49%	15%	7%	9%	62%	71%	48%	5%	30%	17%	3%	5%	44%	13%
100%	-	-	-	-	-	-	-	-	100%	-	100%	-	-	-	100%	100%
45%	23%	18%	40%	5%	20%	9%	41%	62%	47%	-	53%	9%	5%	8%	47%	13%
34%	16%	22%	44%	15%	6%	9%	67%	72%	52%	5%	31%	17%	6%	7%	44%	15%
20%	15%	42%	15%	-	15%	15%	15%	30%	10%	10%	62%	57%	-	-	70%	47%
84%	-	-	58%	-	-	4%	62%	62%	58%	-	64%	-	-	-	38%	15%
-	87%	-	-	87%	-	-	-	13%	87%	87%	87%	-	-	-	87%	-
61%	26%	-	63%	3%	-	8%	39%	50%	45%	-	13%	7%	-	-	33%	14%
38%	17%	17%	56%	16%	8%	9%	66%	73%	50%	1%	29%	7%	3%	2%	40%	13%
30%	16%	34%	48%	14%	15%	15%	57%	62%	48%	8%	33%	12%	5%	4%	48%	16%

34%	19%	20%	40%	10%	7%	11%	62%	71%	51%	2%	33%	21%	6%	10%	39%	17%
42%	14%	17%	44%	11%	7%	8%	64%	74%	49%	6%	31%	17%	9%	9%	47%	14%
38%	21%	7%	44%	23%	-	7%	52%	60%	64%	10%	29%	21%	7%	6%	49%	7%
7%	22%	31%	72%	3%	12%	5%	83%	60%	45%	28%	37%	-	7%	-	60%	3%
34%	-	13%	70%	-	-	21%	87%	100%	45%	-	26%	36%	13%	13%	45%	-
52%	-	42%	16%	-	-	10%	6%	16%	94%	-	94%	-	-	-	84%	-
37%	16%	22%	46%	13%	9%	11%	64%	73%	47%	1%	30%	14%	6%	8%	41%	16%
39%	25%	-	46%	9%	22%	10%	63%	67%	45%	-	24%	5%	-	-	22%	14%
31%	18%	35%	42%	9%	4%	14%	62%	67%	51%	5%	36%	20%	2%	5%	45%	22%

Billing and payments	Customer service at City Hall	Curbside recycling and garbage collection	Elections and voting	Farmers' market	Library services	Condition of streets	Tree maintenance/replacement	Water and sewer services	Troy Community Center	Aquatic center	Community center	Disc golf courses	Dog parks	Farmers'/artisan market	Green space	Indoor athletic/recreational space
6%	7%	39%	16%	18%	38%	50%	17%	37%	28%	24%	29%	9%	9%	39%	36%	20%
-	-	-	30%	-	9%	60%	-	60%	40%	-	30%	-	30%	40%	9%	91%
5%	2%	27%	8%	13%	63%	49%	13%	15%	27%	39%	33%	5%	23%	38%	24%	20%
4%	2%	26%	14%	26%	50%	49%	12%	48%	27%	24%	24%	12%	9%	40%	46%	32%
6%	9%	44%	17%	18%	33%	51%	19%	36%	29%	23%	30%	9%	7%	39%	36%	15%
6%	6%	39%	15%	18%	37%	49%	17%	36%	29%	26%	30%	9%	7%	38%	35%	22%
-	4%	21%	22%	21%	49%	62%	25%	47%	26%	19%	38%	-	29%	46%	38%	21%
11%	7%	45%	5%	15%	37%	51%	13%	38%	32%	38%	32%	6%	6%	41%	40%	19%
5%	6%	34%	16%	21%	41%	49%	17%	35%	30%	25%	32%	8%	12%	42%	33%	24%
1%	1%	28%	15%	24%	32%	46%	17%	34%	20%	12%	16%	29%	16%	31%	43%	19%
4%	13%	46%	29%	12%	34%	54%	21%	40%	26%	14%	28%	3%	4%	35%	34%	14%
10%	-	30%	20%	20%	20%	40%	20%	30%	30%	30%	30%	20%	10%	20%	30%	20%
5%	11%	26%	5%	26%	42%	47%	16%	37%	37%	26%	42%	11%	32%	47%	32%	26%
7%	2%	35%	7%	24%	43%	46%	13%	26%	28%	35%	30%	9%	-	43%	35%	24%
5%	5%	41%	15%	18%	46%	52%	16%	38%	27%	29%	26%	8%	8%	45%	42%	21%
2%	11%	44%	18%	14%	35%	61%	19%	41%	21%	15%	21%	7%	9%	43%	39%	17%
6%	11%	46%	27%	11%	36%	51%	18%	43%	30%	14%	30%	3%	3%	31%	33%	15%
-	-	100%	100%	-	-	100%	-	-	-	-	-	-	-	-	-	-
8%	14%	49%	30%	13%	35%	67%	21%	42%	24%	14%	35%	-	3%	47%	21%	19%
10%	7%	38%	17%	12%	25%	46%	17%	29%	23%	38%	30%	7%	14%	32%	25%	15%
6%	8%	35%	16%	22%	35%	50%	21%	36%	28%	21%	26%	11%	11%	38%	41%	20%
3%	6%	41%	14%	18%	46%	49%	13%	39%	32%	24%	31%	8%	7%	42%	38%	22%
-	2%	28%	25%	31%	36%	60%	13%	64%	21%	38%	49%	3%	-	60%	54%	37%
9%	8%	45%	14%	19%	34%	39%	18%	29%	36%	17%	27%	3%	26%	29%	24%	20%
8%	9%	34%	16%	19%	43%	51%	18%	33%	32%	17%	39%	13%	8%	38%	36%	18%
4%	4%	38%	12%	17%	41%	50%	14%	35%	27%	29%	24%	8%	8%	39%	37%	21%
11%	7%	46%	20%	17%	32%	59%	26%	38%	33%	26%	35%	7%	21%	35%	34%	18%
4%	6%	37%	15%	18%	39%	49%	14%	38%	28%	25%	27%	8%	5%	41%	39%	20%
2%	11%	51%	29%	9%	33%	60%	17%	33%	29%	11%	34%	2%	8%	34%	34%	17%
4%	2%	33%	6%	20%	44%	43%	8%	30%	36%	38%	34%	9%	9%	41%	37%	25%
10%	4%	40%	12%	17%	44%	53%	13%	39%	29%	30%	31%	7%	9%	34%	40%	25%
5%	6%	38%	13%	17%	42%	52%	15%	35%	30%	28%	29%	8%	8%	40%	36%	20%
-	23%	5%	5%	46%	52%	54%	-	38%	5%	-	23%	23%	23%	52%	62%	38%
17%	25%	40%	14%	33%	51%	57%	23%	36%	39%	23%	57%	14%	3%	55%	40%	23%
2%	6%	43%	31%	12%	24%	52%	23%	39%	25%	13%	26%	13%	18%	34%	27%	18%
3%	8%	38%	20%	18%	32%	57%	25%	44%	20%	16%	25%	11%	9%	30%	37%	23%
8%	7%	38%	14%	19%	42%	49%	13%	31%	32%	28%	31%	8%	9%	45%	33%	19%
-	-	-	-	-	100%	-	-	-	100%	100%	-	-	-	100%	100%	-
3%	4%	24%	14%	13%	32%	68%	31%	41%	22%	17%	30%	20%	5%	27%	44%	20%
5%	5%	39%	16%	19%	39%	46%	16%	35%	30%	26%	29%	7%	10%	42%	37%	20%
14%	15%	33%	23%	19%	67%	38%	-	33%	57%	25%	25%	-	42%	28%	30%	60%
-	-	12%	-	72%	38%	12%	31%	54%	57%	39%	38%	-	-	76%	64%	8%
-	13%	13%	13%	87%	100%	13%	13%	13%	-	-	-	-	87%	87%	100%	-
20%	29%	54%	10%	35%	37%	72%	27%	46%	10%	5%	26%	-	5%	31%	11%	21%
13%	9%	43%	24%	16%	33%	60%	23%	45%	20%	35%	35%	5%	6%	42%	37%	24%
2%	3%	36%	22%	23%	48%	61%	16%	39%	31%	19%	23%	8%	12%	43%	40%	28%

3%	8%	37%	13%	17%	39%	47%	13%	33%	36%	26%	36%	10%	6%	31%	36%	16%
4%	6%	38%	11%	19%	35%	41%	18%	33%	26%	18%	22%	10%	14%	43%	33%	18%
9%	7%	49%	12%	27%	25%	48%	9%	28%	32%	9%	12%	4%	29%	49%	44%	12%
-	7%	25%	3%	7%	43%	70%	5%	47%	12%	26%	25%	-	21%	10%	42%	64%
-	13%	30%	-	-	21%	77%	8%	57%	8%	13%	21%	13%	-	57%	26%	49%
6%	-	6%	-	84%	42%	6%	52%	100%	42%	42%	52%	42%	10%	84%	94%	-
4%	6%	39%	18%	18%	39%	50%	16%	35%	30%	27%	32%	9%	5%	39%	35%	19%
24%	25%	46%	22%	-	45%	78%	35%	50%	7%	11%	26%	2%	3%	44%	22%	13%
4%	5%	34%	22%	17%	52%	49%	18%	35%	28%	27%	23%	7%	15%	46%	54%	20%

Potential Improvements																
Landscaping in medians	New gateway signage	New library building	Outdoor athletic fields/courts	Outdoor event/performance space	Park restrooms	Park shelters	Playgrounds, indoor	Playgrounds, outdoor	Recreation programs	Sidewalks	Street maintenance	Walking/biking trails	Other (note below)	Baseball	Basketball	Cricket
22%	4%	18%	21%	37%	33%	12%	10%	21%	21%	37%	49%	63%	7%	14%	21%	5%
-	-	-	30%	40%	40%	-	30%	60%	9%	40%	30%	100%	-	30%	60%	-
16%	7%	16%	29%	37%	29%	12%	22%	11%	14%	42%	36%	70%	8%	6%	22%	3%
20%	-	21%	18%	50%	28%	12%	14%	19%	33%	24%	53%	70%	1%	11%	18%	11%
24%	4%	19%	20%	33%	35%	12%	7%	22%	19%	39%	50%	60%	8%	15%	20%	4%
22%	4%	17%	22%	36%	32%	12%	11%	23%	20%	37%	48%	64%	4%	14%	20%	5%
22%	1%	23%	17%	36%	49%	15%	9%	6%	26%	45%	56%	65%	20%	17%	39%	-
23%	6%	14%	22%	39%	40%	16%	8%	24%	32%	43%	50%	69%	6%	19%	24%	6%
19%	3%	21%	27%	35%	33%	12%	13%	25%	16%	32%	46%	67%	6%	14%	26%	4%
26%	3%	20%	9%	48%	23%	2%	10%	13%	23%	50%	47%	68%	14%	-	17%	10%
26%	4%	15%	11%	29%	31%	11%	6%	14%	18%	34%	55%	47%	6%	15%	7%	3%
30%	-	30%	20%	20%	30%	20%	10%	30%	30%	40%	50%	70%	-	20%	50%	10%
11%	-	26%	16%	47%	26%	11%	16%	16%	16%	47%	32%	68%	16%	11%	37%	-
13%	7%	19%	39%	48%	31%	9%	19%	31%	28%	30%	48%	65%	6%	7%	26%	6%
32%	2%	18%	24%	39%	42%	12%	7%	20%	20%	44%	49%	72%	7%	18%	15%	7%
25%	3%	10%	12%	34%	31%	12%	6%	20%	14%	30%	60%	65%	7%	13%	7%	6%
22%	7%	14%	15%	29%	34%	12%	7%	14%	20%	34%	51%	47%	5%	16%	10%	2%
-	-	-	-	-	100%	100%	-	-	-	100%	-	-	-	-	-	-
25%	4%	23%	4%	22%	38%	29%	10%	11%	13%	34%	66%	53%	3%	32%	13%	-
13%	3%	19%	22%	29%	37%	22%	5%	27%	28%	39%	39%	67%	2%	21%	29%	-
23%	3%	18%	20%	37%	28%	6%	14%	21%	19%	36%	50%	62%	11%	13%	23%	4%
24%	5%	17%	23%	41%	35%	11%	9%	21%	20%	38%	49%	65%	4%	10%	18%	8%
24%	-	33%	21%	13%	28%	13%	24%	26%	7%	35%	64%	71%	11%	18%	57%	-
11%	2%	10%	13%	28%	33%	30%	11%	18%	31%	37%	44%	42%	2%	20%	32%	2%
24%	3%	24%	18%	34%	41%	8%	2%	20%	23%	41%	48%	60%	9%	19%	26%	4%
23%	5%	18%	26%	40%	33%	11%	13%	25%	18%	36%	48%	68%	5%	12%	14%	5%
28%	5%	20%	17%	36%	35%	17%	8%	18%	26%	45%	57%	65%	9%	17%	47%	5%
21%	3%	16%	24%	37%	33%	11%	10%	24%	19%	35%	49%	61%	6%	13%	14%	5%
37%	11%	10%	15%	43%	37%	16%	7%	15%	22%	21%	68%	65%	-	25%	16%	5%
10%	2%	20%	29%	46%	37%	15%	16%	34%	27%	36%	40%	61%	6%	12%	24%	3%
31%	3%	19%	24%	35%	40%	14%	11%	24%	20%	41%	53%	67%	5%	17%	25%	7%
21%	2%	16%	21%	38%	33%	12%	12%	23%	21%	38%	48%	61%	7%	12%	15%	5%
5%	5%	46%	5%	33%	-	-	-	-	23%	77%	48%	95%	-	-	56%	-
36%	10%	39%	17%	29%	14%	10%	31%	28%	27%	48%	55%	68%	4%	13%	41%	15%
22%	6%	23%	17%	34%	35%	16%	3%	10%	22%	27%	52%	71%	5%	18%	21%	7%
22%	4%	14%	22%	32%	39%	14%	5%	21%	21%	35%	57%	63%	10%	18%	28%	8%
24%	4%	20%	19%	37%	29%	9%	12%	22%	21%	41%	45%	65%	5%	10%	15%	3%
-	-	-	-	100%	100%	-	-	100%	-	-	-	100%	-	-	-	-
32%	6%	27%	21%	34%	37%	10%	8%	15%	21%	46%	54%	83%	12%	2%	18%	24%
22%	4%	18%	22%	39%	32%	12%	10%	23%	21%	36%	45%	62%	8%	16%	21%	1%
25%	-	37%	38%	51%	25%	5%	37%	5%	15%	28%	38%	65%	-	5%	70%	-
46%	-	38%	-	8%	4%	4%	38%	46%	-	20%	16%	35%	35%	8%	46%	-
-	-	87%	-	-	13%	13%	-	-	-	100%	-	87%	-	-	-	-
4%	-	22%	-	22%	25%	20%	12%	7%	8%	30%	90%	62%	4%	25%	8%	8%
19%	4%	18%	23%	28%	41%	17%	5%	14%	16%	45%	56%	67%	9%	21%	30%	2%
35%	8%	11%	16%	45%	31%	8%	13%	10%	25%	44%	55%	71%	2%	8%	19%	14%

18%	3%	18%	19%	42%	30%	13%	15%	25%	23%	33%	46%	60%	8%	11%	18%	2%
22%	3%	22%	24%	32%	32%	9%	7%	28%	20%	31%	43%	61%	7%	16%	19%	4%
19%	4%	14%	13%	47%	28%	5%	-	11%	13%	48%	52%	53%	16%	21%	13%	-
12%	-	7%	3%	17%	12%	8%	21%	-	8%	67%	54%	83%	-	-	30%	-
13%	-	-	36%	49%	36%	-	-	26%	-	8%	100%	49%	-	-	-	13%
-	-	-	-	42%	-	-	-	-	42%	10%	10%	94%	42%	-	-	-
24%	4%	19%	21%	36%	33%	11%	11%	24%	22%	35%	47%	63%	5%	13%	21%	6%
26%	6%	26%	19%	27%	60%	25%	5%	8%	12%	51%	81%	61%	15%	23%	19%	6%
16%	6%	26%	23%	37%	33%	10%	12%	31%	22%	34%	46%	64%	6%	11%	16%	6%

Potential athletic space additions/enhancements											Additional funding						
Fitness class space	Flexible multi-sport space	Handball/racquetball	Pickleball	Soccer	Swimming	Tennis	Volleyball	Strength training	Winter sports (skating, sledding, skiing, etc.)	Other (note below)	\$0 - I do not support additional funding for the improvements noted above	\$5-\$10 per month	\$11-\$20 per month	More than \$20 per month if the ideas were implemented with very high quality	TV stations	Radio stations	
25%	33%	6%	12%	16%	31%	21%	11%	25%	53%	9%	33%	42%	9%	11%	55%	25%	
70%	40%	-	9%	-	30%	9%	-	30%	9%	-	30%	60%	9%	-	9%	-	
17%	40%	6%	-	11%	48%	34%	7%	32%	59%	9%	26%	54%	6%	13%	49%	10%	
22%	41%	3%	4%	12%	42%	21%	12%	17%	67%	9%	32%	50%	7%	10%	35%	14%	
26%	30%	7%	15%	18%	27%	20%	12%	25%	51%	9%	34%	38%	10%	11%	62%	30%	
25%	34%	7%	11%	15%	34%	20%	12%	25%	55%	10%	32%	40%	9%	12%	55%	23%	
31%	30%	1%	3%	24%	26%	30%	13%	33%	44%	5%	28%	60%	6%	4%	38%	19%	
35%	47%	6%	12%	21%	35%	27%	13%	34%	55%	10%	30%	41%	10%	10%	49%	25%	
20%	31%	8%	13%	18%	38%	21%	12%	24%	61%	10%	25%	47%	9%	16%	53%	23%	
17%	31%	-	2%	11%	24%	31%	13%	27%	51%	10%	52%	43%	5%	-	29%	7%	
29%	23%	5%	14%	7%	18%	10%	5%	15%	36%	6%	42%	33%	8%	5%	81%	37%	
20%	30%	-	10%	30%	30%	40%	30%	50%	70%	10%	30%	40%	-	20%	50%	20%	
26%	37%	5%	5%	21%	21%	21%	16%	42%	37%	-	26%	53%	5%	11%	32%	16%	
22%	39%	9%	7%	22%	50%	26%	7%	24%	78%	17%	20%	59%	9%	11%	39%	9%	
27%	44%	7%	16%	15%	38%	20%	11%	19%	60%	11%	29%	38%	15%	16%	55%	28%	
23%	24%	9%	17%	10%	28%	18%	6%	16%	44%	10%	40%	39%	9%	6%	64%	33%	
29%	24%	4%	12%	5%	22%	13%	6%	14%	38%	6%	44%	30%	9%	5%	78%	36%	
-	-	-	-	100%	-	-	-	-	-	-	100%	-	-	-	100%	-	
38%	23%	-	5%	12%	36%	11%	15%	22%	43%	5%	61%	22%	3%	3%	70%	20%	
19%	31%	1%	14%	19%	23%	27%	17%	31%	67%	7%	27%	41%	6%	13%	72%	27%	
20%	31%	7%	12%	15%	27%	20%	11%	26%	53%	13%	37%	47%	4%	8%	53%	23%	
31%	37%	8%	12%	15%	37%	21%	8%	22%	50%	7%	26%	41%	16%	14%	48%	26%	
36%	24%	5%	5%	44%	57%	24%	16%	72%	42%	-	46%	27%	4%	21%	53%	35%	
12%	26%	1%	14%	13%	15%	13%	32%	5%	47%	11%	38%	43%	3%	10%	52%	19%	
31%	38%	1%	8%	15%	19%	17%	10%	25%	46%	9%	39%	37%	10%	4%	60%	25%	
26%	35%	8%	12%	14%	38%	23%	5%	24%	59%	10%	28%	46%	11%	13%	53%	24%	
18%	33%	7%	11%	32%	22%	37%	24%	35%	55%	8%	20%	49%	3%	18%	52%	19%	
25%	33%	7%	12%	13%	35%	18%	8%	20%	54%	11%	34%	41%	12%	10%	55%	25%	
45%	31%	-	6%	7%	31%	18%	11%	14%	29%	2%	54%	23%	-	7%	77%	23%	
23%	44%	7%	6%	20%	44%	22%	12%	22%	68%	12%	22%	54%	9%	13%	33%	15%	
26%	48%	8%	12%	19%	38%	25%	14%	23%	61%	9%	29%	42%	11%	11%	50%	28%	
25%	34%	6%	10%	13%	35%	19%	9%	19%	55%	10%	30%	45%	12%	10%	51%	26%	
33%	79%	-	-	-	10%	46%	-	85%	48%	-	66%	29%	5%	-	62%	33%	
53%	40%	5%	15%	55%	42%	49%	20%	57%	25%	-	40%	25%	15%	9%	83%	39%	
23%	16%	3%	15%	10%	25%	26%	14%	24%	54%	8%	41%	35%	4%	14%	61%	22%	
24%	35%	8%	10%	14%	30%	22%	12%	28%	46%	7%	36%	37%	9%	15%	52%	25%	
27%	28%	3%	12%	18%	34%	22%	12%	25%	56%	10%	31%	46%	8%	7%	58%	24%	
-	100%	-	-	-	-	-	-	-	100%	-	-	100%	-	-	-	-	
28%	30%	4%	-	15%	42%	41%	10%	34%	59%	6%	39%	42%	11%	5%	33%	24%	
24%	34%	5%	14%	16%	29%	19%	10%	23%	53%	9%	28%	47%	9%	11%	59%	25%	
10%	70%	19%	-	-	38%	15%	-	10%	53%	10%	5%	52%	10%	23%	30%	25%	
46%	4%	-	-	38%	46%	-	-	64%	19%	8%	12%	88%	-	-	65%	31%	
-	87%	-	-	-	-	87%	-	87%	-	-	-	87%	-	-	100%	-	
30%	5%	4%	17%	26%	35%	29%	30%	50%	30%	24%	58%	12%	-	10%	47%	34%	
30%	39%	8%	9%	26%	31%	26%	8%	33%	46%	8%	29%	36%	11%	14%	55%	22%	
20%	23%	5%	15%	11%	34%	28%	21%	23%	58%	7%	28%	49%	11%	7%	45%	23%	

26%	39%	5%	10%	12%	30%	22%	10%	21%	57%	7%	37%	42%	8%	8%	56%	29%
24%	27%	6%	14%	14%	32%	14%	9%	24%	51%	13%	33%	44%	7%	14%	59%	24%
16%	23%	6%	11%	20%	22%	16%	13%	25%	44%	15%	38%	42%	8%	8%	51%	20%
10%	30%	-	12%	-	21%	-	-	59%	55%	10%	47%	38%	3%	3%	41%	12%
13%	13%	-	-	23%	23%	8%	-	-	36%	36%	47%	36%	-	-	87%	39%
10%	10%	-	10%	-	10%	-	-	52%	42%	-	-	94%	-	-	16%	42%
27%	34%	7%	11%	15%	34%	23%	10%	23%	55%	9%	32%	42%	10%	12%	57%	26%
29%	38%	2%	20%	36%	37%	36%	17%	34%	40%	-	45%	38%	2%	-	53%	25%
24%	38%	6%	13%	14%	34%	12%	8%	18%	61%	4%	25%	39%	16%	20%	49%	19%

Local News					Preferred City information source												
Newspapers	Internet	Family/friends/colleagues	Social media	None of these	Newspaper	Email	City website	Electronic newsletter	Print newsletter	Online newsletter	Facebook/social media	MITroy App	Troy YouTube channel	Phone voice message	U.S. mail	Text message	
34%	66%	21%	29%	2%	30%	43%	32%	21%	28%	19%	21%	8%	5%	2%	17%	11%	
9%	91%	30%	40%	-	-	60%	-	30%	40%	30%	30%	-	-	-	-	-	
34%	59%	23%	38%	3%	24%	48%	20%	23%	28%	16%	23%	14%	3%	-	11%	6%	
40%	63%	14%	44%	4%	34%	46%	23%	22%	19%	27%	35%	12%	10%	2%	9%	16%	
33%	67%	22%	24%	1%	31%	41%	37%	21%	30%	18%	17%	7%	5%	3%	21%	10%	
33%	64%	20%	30%	2%	30%	43%	31%	22%	28%	17%	22%	9%	6%	3%	17%	11%	
30%	85%	24%	17%	-	25%	36%	28%	4%	28%	30%	20%	3%	6%	-	11%	12%	
27%	68%	24%	38%	3%	25%	44%	32%	20%	22%	18%	31%	11%	4%	1%	18%	12%	
33%	71%	20%	28%	2%	26%	45%	38%	25%	24%	23%	20%	8%	7%	3%	14%	12%	
27%	70%	31%	44%	-	43%	34%	5%	7%	34%	3%	34%	10%	10%	-	7%	-	
45%	52%	13%	12%	2%	37%	42%	34%	22%	41%	22%	5%	3%	2%	4%	30%	11%	
20%	60%	30%	60%	-	50%	40%	30%	-	20%	10%	30%	-	10%	-	20%	-	
21%	84%	37%	42%	-	16%	47%	26%	16%	26%	26%	26%	11%	-	-	5%	16%	
28%	70%	13%	35%	6%	20%	44%	33%	28%	19%	26%	33%	11%	7%	4%	11%	15%	
39%	69%	22%	28%	-	26%	42%	35%	28%	26%	14%	26%	16%	11%	2%	18%	9%	
34%	63%	15%	13%	4%	33%	40%	36%	29%	27%	17%	14%	4%	5%	3%	17%	8%	
48%	54%	15%	13%	2%	38%	44%	32%	18%	44%	20%	5%	4%	-	3%	29%	12%	
-	-	-	-	-	-	-	-	-	-	-	-	-	-	-	100%	-	
39%	48%	14%	7%	3%	45%	19%	38%	8%	36%	16%	14%	4%	11%	-	25%	8%	
23%	70%	31%	38%	-	32%	29%	29%	12%	31%	15%	25%	2%	3%	-	25%	8%	
32%	67%	21%	30%	2%	31%	46%	32%	19%	28%	17%	20%	9%	5%	3%	15%	10%	
38%	68%	17%	27%	3%	26%	50%	33%	29%	26%	24%	22%	10%	6%	3%	15%	12%	
43%	69%	15%	6%	3%	55%	26%	47%	8%	25%	36%	6%	3%	6%	-	23%	16%	
26%	47%	5%	35%	1%	30%	34%	32%	8%	31%	12%	19%	1%	12%	2%	27%	4%	
31%	69%	29%	36%	-	33%	40%	24%	22%	31%	19%	23%	10%	1%	2%	18%	8%	
34%	69%	20%	26%	3%	24%	46%	35%	27%	25%	19%	23%	9%	6%	2%	15%	11%	
26%	73%	24%	41%	-	37%	44%	27%	5%	33%	14%	26%	4%	7%	2%	21%	6%	
36%	66%	19%	25%	3%	27%	44%	34%	26%	26%	19%	22%	10%	5%	2%	16%	11%	
36%	56%	20%	20%	3%	34%	39%	18%	20%	52%	11%	5%	-	8%	2%	34%	7%	
26%	70%	18%	39%	4%	14%	47%	34%	24%	22%	22%	36%	11%	6%	3%	11%	12%	
32%	63%	20%	30%	1%	25%	49%	35%	24%	19%	18%	22%	13%	6%	1%	10%	10%	
37%	66%	19%	27%	2%	27%	46%	33%	26%	26%	20%	20%	10%	5%	3%	15%	12%	
38%	95%	-	-	-	38%	-	38%	38%	11%	44%	23%	-	-	-	-	10%	
34%	87%	6%	29%	2%	25%	65%	35%	36%	34%	34%	12%	14%	16%	4%	40%	14%	
23%	63%	25%	34%	-	40%	35%	36%	8%	36%	18%	21%	2%	6%	2%	22%	3%	
32%	68%	16%	22%	2%	34%	37%	37%	23%	28%	20%	16%	5%	9%	3%	17%	9%	
32%	65%	23%	30%	2%	25%	46%	29%	19%	29%	16%	25%	9%	3%	1%	18%	12%	
100%	100%	100%	-	-	-	-	100%	-	-	-	100%	-	-	-	-	-	
32%	75%	37%	41%	2%	32%	49%	43%	21%	15%	31%	27%	8%	12%	5%	5%	15%	
33%	66%	20%	26%	2%	28%	43%	33%	22%	30%	19%	21%	6%	3%	2%	19%	10%	
57%	40%	15%	47%	14%	15%	47%	51%	10%	10%	47%	10%	33%	10%	-	5%	10%	
42%	96%	27%	-	-	42%	58%	43%	-	49%	27%	8%	-	-	-	42%	27%	
-	100%	-	-	-	-	-	-	-	-	-	87%	-	-	-	-	-	
9%	63%	8%	49%	-	22%	28%	27%	12%	7%	3%	-	22%	29%	4%	29%	25%	
32%	75%	20%	30%	1%	20%	43%	35%	16%	28%	35%	22%	13%	6%	-	17%	15%	
36%	59%	14%	27%	3%	35%	55%	27%	22%	23%	16%	24%	8%	3%	3%	13%	5%	

36%	62%	19%	32%	2%	32%	40%	37%	25%	30%	14%	17%	7%	3%	4%	18%	13%
31%	68%	27%	25%	2%	31%	40%	29%	21%	30%	15%	23%	6%	8%	1%	19%	8%
19%	69%	18%	25%	-	16%	38%	28%	16%	17%	12%	30%	-	14%	2%	9%	7%
47%	45%	-	25%	-	45%	36%	18%	7%	18%	-	-	-	-	3%	17%	3%
43%	83%	21%	36%	-	61%	34%	21%	39%	34%	13%	36%	13%	-	-	-	13%
10%	94%	42%	-	-	6%	10%	42%	10%	42%	42%	42%	42%	-	-	-	42%
35%	65%	22%	28%	2%	30%	44%	32%	23%	29%	20%	20%	8%	5%	2%	18%	11%
33%	85%	19%	38%	3%	36%	52%	30%	17%	26%	20%	15%	15%	3%	-	27%	15%
29%	76%	21%	51%	0%	17%	53%	42%	28%	16%	26%	50%	10%	4%	-	14%	10%

		Social media used									TV stations used					
Troy Today	WTRY Government Access	Facebook	Twitter	YouTube	Instagram	Snapchat	LinkedIn	NextDoor	Other (note below)	None	WDIV Channel 4	WXYZ Channel 7	Fox Channel 2	PBS	Other (note below)	None
32%	1%	63%	21%	38%	35%	13%	23%	30%	3%	15%	50%	45%	33%	13%	2%	23%
-	-	40%	-	30%	70%	-	40%	-	30%	-	9%	30%	-	-	-	60%
35%	2%	72%	11%	46%	41%	18%	31%	37%	3%	14%	42%	43%	30%	14%	-	32%
17%	-	74%	17%	37%	30%	14%	29%	34%	-	12%	37%	40%	28%	10%	-	32%
35%	1%	60%	23%	38%	34%	13%	20%	29%	2%	16%	55%	46%	35%	13%	3%	18%
32%	1%	64%	22%	37%	35%	15%	22%	32%	3%	14%	49%	42%	34%	12%	2%	23%
17%	-	62%	9%	56%	49%	12%	34%	16%	-	14%	42%	54%	21%	19%	-	33%
34%	0%	69%	32%	41%	49%	22%	24%	41%	7%	13%	56%	51%	42%	15%	3%	20%
31%	1%	60%	20%	35%	38%	11%	23%	26%	2%	9%	48%	39%	29%	9%	1%	26%
13%	-	90%	19%	68%	36%	27%	37%	16%	-	10%	26%	34%	25%	10%	-	43%
39%	2%	47%	9%	27%	11%	3%	14%	32%	1%	31%	59%	54%	35%	17%	5%	10%
20%	-	70%	40%	50%	70%	50%	20%	10%	-	-	50%	30%	40%	-	-	20%
21%	-	74%	21%	42%	53%	26%	11%	21%	5%	11%	37%	53%	16%	11%	-	42%
26%	-	74%	20%	43%	44%	11%	30%	33%	4%	9%	39%	35%	30%	11%	2%	33%
41%	-	68%	32%	45%	34%	8%	33%	38%	4%	9%	55%	45%	38%	12%	2%	20%
33%	1%	51%	14%	30%	21%	6%	30%	36%	2%	20%	51%	48%	36%	16%	2%	20%
39%	3%	47%	6%	29%	11%	-	12%	31%	1%	29%	61%	51%	36%	19%	5%	9%
-	-	100%	-	-	-	-	-	-	-	-	-	-	-	-	-	-
30%	-	56%	9%	42%	26%	4%	12%	25%	-	30%	45%	44%	37%	11%	2%	16%
30%	-	64%	24%	36%	55%	33%	7%	26%	1%	10%	59%	51%	46%	13%	2%	7%
28%	2%	66%	20%	39%	34%	13%	23%	31%	3%	14%	47%	46%	29%	10%	2%	29%
36%	1%	59%	21%	39%	30%	7%	31%	32%	4%	15%	51%	41%	30%	15%	2%	24%
20%	-	49%	3%	42%	51%	19%	4%	6%	-	18%	32%	38%	13%	11%	2%	41%
27%	-	74%	38%	35%	32%	10%	17%	23%	-	12%	51%	53%	34%	5%	2%	12%
27%	1%	64%	14%	42%	32%	15%	13%	37%	1%	16%	52%	47%	32%	12%	2%	21%
35%	1%	62%	20%	39%	36%	12%	31%	32%	5%	13%	49%	41%	32%	13%	2%	27%
29%	-	72%	36%	52%	57%	33%	24%	21%	-	5%	56%	53%	32%	14%	-	20%
34%	1%	62%	19%	33%	29%	6%	25%	33%	4%	16%	49%	43%	34%	11%	3%	26%
24%	-	52%	6%	42%	24%	8%	18%	29%	-	23%	62%	66%	33%	25%	5%	10%
24%	-	77%	25%	37%	46%	11%	26%	34%	6%	7%	38%	39%	26%	7%	3%	33%
31%	-	63%	30%	43%	35%	12%	25%	32%	2%	12%	52%	50%	38%	13%	2%	25%
32%	1%	64%	18%	36%	32%	9%	22%	34%	3%	15%	48%	45%	31%	11%	2%	26%
5%	-	71%	-	89%	33%	66%	29%	5%	-	5%	62%	52%	11%	23%	-	33%
19%	-	60%	36%	46%	40%	21%	21%	18%	-	9%	80%	53%	37%	12%	4%	5%
36%	-	61%	23%	46%	41%	13%	25%	17%	-	14%	48%	45%	44%	12%	2%	13%
27%	1%	55%	15%	48%	19%	7%	30%	19%	6%	19%	45%	36%	30%	13%	3%	29%
34%	0%	68%	23%	34%	46%	19%	17%	33%	1%	13%	53%	50%	33%	12%	2%	20%
100%	-	100%	-	-	100%	-	-	100%	-	-	100%	-	-	-	-	-
30%	-	56%	18%	60%	30%	17%	33%	21%	1%	12%	38%	30%	47%	11%	2%	23%
32%	1%	63%	20%	34%	37%	13%	20%	32%	3%	15%	52%	46%	30%	12%	2%	23%
15%	-	72%	10%	57%	10%	-	28%	10%	-	5%	40%	57%	20%	15%	-	14%
12%	-	24%	11%	19%	38%	-	-	-	-	31%	61%	28%	15%	-	-	35%
13%	-	87%	-	87%	87%	87%	87%	13%	-	-	87%	87%	-	87%	-	-
33%	-	75%	41%	61%	48%	22%	37%	12%	-	7%	43%	46%	29%	7%	-	44%
18%	1%	65%	20%	41%	41%	19%	19%	28%	1%	16%	42%	53%	25%	9%	1%	28%
37%	1%	62%	14%	43%	28%	11%	28%	28%	-	16%	41%	39%	30%	14%	1%	31%

32%	0%	65%	19%	32%	35%	13%	17%	33%	4%	13%	53%	48%	40%	15%	4%	17%
37%	2%	58%	26%	41%	35%	11%	28%	28%	4%	14%	56%	38%	31%	12%	1%	21%
23%	-	71%	34%	50%	44%	17%	38%	36%	-	9%	65%	43%	22%	16%	3%	22%
28%	-	73%	5%	70%	31%	52%	8%	40%	-	20%	15%	22%	15%	3%	-	62%
36%	13%	49%	23%	21%	23%	-	26%	13%	-	17%	61%	39%	45%	-	8%	13%
16%	-	58%	10%	10%	52%	-	10%	42%	-	42%	16%	16%	-	10%	-	84%
33%	1%	58%	19%	36%	33%	12%	23%	30%	3%	15%	51%	48%	35%	14%	2%	19%
23%	-	91%	23%	41%	37%	15%	9%	21%	-	9%	36%	36%	45%	3%	-	45%
30%	2%	83%	40%	42%	47%	14%	28%	46%	1%	2%	53%	42%	30%	14%	3%	23%

Newspapers used

The Free Press	The Detroit News	The Oakland Press	Oakland County Times	Troy Times	Troy-Somerset Gazette	MLive	Troy Today	Other (note below)	None
37%	28%	12%	4%	60%	17%	10%	26%	1%	14%
70%	30%	-	-	9%	-	-	30%	-	30%
33%	34%	3%	8%	57%	6%	24%	24%	-	16%
33%	16%	12%	-	55%	4%	13%	21%	3%	10%
37%	29%	14%	4%	63%	23%	8%	27%	1%	14%
34%	24%	11%	2%	61%	16%	9%	26%	1%	15%
60%	59%	31%	18%	46%	13%	22%	22%	3%	5%
40%	27%	18%	4%	58%	18%	7%	30%	2%	17%
34%	31%	11%	3%	59%	15%	11%	28%	1%	14%
35%	26%	5%	7%	57%	4%	23%	4%	-	12%
39%	22%	14%	3%	64%	30%	4%	26%	1%	11%
20%	20%	20%	10%	70%	10%	-	30%	-	10%
58%	53%	21%	11%	47%	16%	32%	26%	-	11%
30%	22%	11%	-	50%	6%	7%	22%	-	22%
40%	31%	7%	-	58%	16%	11%	29%	4%	8%
30%	23%	11%	4%	69%	24%	11%	23%	-	18%
40%	21%	11%	2%	65%	27%	2%	25%	2%	13%
-	-	-	-	100%	100%	-	-	-	-
36%	34%	26%	16%	58%	27%	3%	23%	2%	18%
22%	30%	19%	11%	67%	21%	5%	32%	1%	7%
37%	29%	11%	1%	63%	17%	10%	22%	1%	10%
43%	25%	9%	1%	54%	15%	13%	27%	1%	20%
42%	50%	46%	30%	86%	41%	3%	17%	-	-
12%	16%	25%	1%	48%	5%	-	29%	-	21%
51%	29%	6%	1%	54%	21%	11%	26%	1%	8%
37%	27%	8%	2%	60%	15%	13%	26%	2%	17%
38%	39%	24%	13%	63%	20%	12%	31%	1%	8%
38%	24%	9%	1%	59%	18%	9%	27%	1%	16%
38%	22%	7%	-	43%	17%	10%	6%	7%	20%
35%	24%	15%	-	42%	6%	9%	22%	2%	20%
36%	23%	13%	2%	62%	14%	9%	31%	-	14%
37%	24%	12%	1%	61%	18%	10%	25%	1%	15%
46%	52%	-	23%	71%	-	23%	5%	-	5%
55%	36%	9%	-	57%	10%	-	13%	4%	13%
25%	31%	14%	12%	61%	24%	7%	31%	3%	15%
36%	29%	13%	3%	56%	16%	8%	20%	0%	17%
37%	25%	10%	4%	61%	18%	11%	29%	1%	12%
100%	100%	-	-	100%	-	100%	-	-	-
22%	28%	12%	1%	60%	5%	3%	29%	2%	15%
39%	28%	13%	3%	60%	18%	12%	26%	1%	13%
5%	5%	5%	-	72%	5%	-	32%	-	19%
42%	50%	27%	-	88%	8%	8%	-	-	-
87%	87%	-	87%	87%	-	87%	-	-	-
59%	47%	17%	17%	48%	26%	5%	21%	3%	28%
47%	32%	21%	9%	63%	18%	11%	27%	1%	10%
38%	27%	9%	-	60%	14%	15%	14%	1%	8%

34%	30%	15%	1%	56%	20%	4%	29%	1%	17%
32%	23%	6%	4%	61%	17%	12%	28%	1%	17%
37%	34%	14%	13%	54%	11%	26%	11%	-	25%
17%	8%	-	-	80%	3%	21%	5%	-	13%
8%	-	13%	-	51%	13%	13%	23%	-	8%
52%	42%	48%	-	52%	-	10%	-	-	-
38%	27%	12%	2%	59%	19%	7%	26%	1%	14%
56%	56%	24%	15%	51%	24%	18%	35%	2%	14%
40%	34%	22%	2%	61%	24%	15%	24%	2%	11%

2021 Troy, Michigan Who responded		Percentage	Count
Overall	Overall	100%	492
Residency	One year or less*	1%	4
	1-5 years	7%	33
	6-10 years	11%	56
	More than 10 years	78%	383
Own or Rent	Own	78%	385
	Rent/Lease*	5%	26
Employment in the City	Yes	18%	90
	No, a different community	37%	184
	I am not currently employed*	4%	20
	I am retired	36%	179
Age	18 to 24*	2%	10
	25 to 34*	4%	19
	35 to 44	11%	54
	45 to 54	17%	85
	55 to 64	21%	104
	65 or over	38%	188
Education	Some high school or less*	0%	1
	High school graduate	7%	36
	Some college	13%	62
	College graduate	34%	165
	Graduate degree(s)	42%	205
Income	\$25,000 or less*	4%	20
	\$25,001 to \$50,000	10%	48
	\$50,001 to \$100,000	21%	105
	Over \$100,000	50%	246
Marital Status	Single	8%	41
	Married/living with partner	71%	351
	Widowed/separated/divorced	8%	39
People in Home	Child(ren) age 12 or under	18%	91
	Child(ren) over age 12	26%	129
	Spouse/partner	67%	330
	Roommate*	1%	6
	Dependent parent age 65 or older*	4%	22
	None of these	16%	80
Gender	Male	36%	176
	Female	49%	242
	Other*	0%	1
Ethnicity	Asian	11%	52
	White/Caucasian	77%	379
	Black/African American*	2%	9
	Hispanic/Latinx*	2%	8
	Native/Indigenous*	0%	2
	Other*	3%	15
ZIP	48083	18%	91
	48084	15%	73
	48085	32%	157
	48098	32%	155
District	Avondale	8%	41
	Birmingham*	3%	14
	Bloomfield Hills*	2%	8
	Royal Oak*	1%	4
	Troy	80%	395
	Warren*	5%	24

Non Sample		-	255
------------	--	---	-----

\* Cohort has lower response level which may increae score variation

Q22 :Briefly, what do you like most about the City of Troy?

50 + year resident - city has continued to improve and mature

920 on the Pond, 8th floor view of balcony

A city to live with family

A great place for families

a great place to raise a family

A lot of green space

Access central to metro Detroit area

Access to almost any needs

Access to Birmingham school district while paying Troy taxes; great location near I75 and Woodward which offers easy access south to Detroit city as well as connections to surrounding and northern suburbs.

Access to everything

Access to freeways, good reputation, stable/increasing property values

access to healthcare, shopping, entertainment, schools, safe

Access to shopping, Detroit, central location

accessibility to metro area, quality of housing and atmosphere

All amenities are readily available

ambiance and city facilities, including recycling

ameneties

area/city is clean, safe, a lot of accommodations.

Assortment of stores and restaurants

Availability of everything we need nearby

Availability of shopping

available transportation- not autos

Beautiful area, nice neighborhoods, ease and closeness of shopping, I feel safe!

beautiful city to live in. Crime coming from illegal aliens (gangs)

Beautiful Parks & home value

Been here a long time - we know what to expect

born and raised

Central area to all the other places we visit

Central Location in Metro Detroit

Central location to city of Detroit, clean, safe

Central Location, access to highways, homes.

central location, but too expensive

Central location, parks, diversity of people.

centrally located

centrally located, easily accessible to surrounding communities, my neighborhood

Centrally located. Best hospitals. Clean. Safe.

City services like trash and recycling

City services, water, sewage, garbage, pd/fd are all excellent and the schools are why we raised our family here.

City services., Police and Fire , public services., City Clerk

City staff, all departments - reliable, dependable to citizens needs

Clean & safe city

clean and safe location to live

clean and well taken care of city, also the location - close to other cities such as Detroit, Royal Oak, Rochester

Clean area, friendly people and fun things to do.

Clean city. Diverse ethnic community, safe and lots of convenient stores
Clean safe city
clean, nice parks.
Clean, quiet, safe, convenient, good website, like the quarterly troy magaizine mailed to home
Clean, safe
clean, safe, lots of things to do. Good police
Cleanliness and perceived safety.
Close proximity to shopping - great restaurants and safety
close to everything- shopping/freeway
Close to family
close to freeways
Close to lots of things
close to school and work
Close to shopping
Close to work; I don't need to leave the city for my daily activities (eating, shopping, gas, pharmacy)
closeness - proximity of shopping
Community and schools are diverse and outstanding
community center, safety
Community, businesses, schools
Consistent quality management of both services and infrastructure
Convenience
convenience for daily life
convenience of living
Convenience of shopping/restaurants, safety
Convenience to freeways.
Convenience to healthcare, shopping + services to Detroit culture/arts/sports
convenience to shopping
Convenience, trails, schools, shopping, library, diversity
convenient access to shopping and freeways.
Convenient to major highways, Core well Hospital
convenient to many stores, easy to navigate, great schools
convenient to things
Convience and resources- close to most things
convince of everything
Convience to stores
convience of location
convience of getting around for groceries, restaurants, proximity to freeways, schools' system
convience- schools, community center, stores
Convience to places
Cultural diversity, parks, and restaurant availability
Diverse population, great schools, open & welcoming nature of people, clean, modern looking.
diverse, centrally located, affordable
Diverse, inclusive, safe and family friendly city
Diversity
diversity
Diversity
Diversity
Diversity
diversity

Diversity
Diversity and community activities. In addition to being safe
Diversity and safety
Diversity and safety
Diversity and unity. Library, community service etc
diversity of business and housing,
Diversity of neighbors
Diversity of population, safety. parks, library
Diversity of restaurants.
Diversity- people get along.
Diversity, parks and library
Diversity, safe place for families
Diversity, safe, clean, service, parks, schools, districts
Diversity, safety
diversity, schools
Diversity, schools
Diversity, schools
Don't know yet
ease of close shopping, safe, friendly neighbors
Easy access to freeway, parks, restaurants, shopping but it still feels like a quiet suburb
Easy access to freeways and its local to many places.
easy access to key services
Easy access to many things. Schools
easy enough to get around,
Economic vitality & great place to raise a family with safety and schools
educated middle class who values education and safe enviroment
Education and safety
education, clean comm center
Effective operation, Community Center, Library, clean, safe, diverse, everyone I've worked with at City Hall has been helpful.
Efficient city services
Emergency response
Everything
Everything, that is why we bought our house 10 years ago
Excellent place to live (safe, clean, centrally located, good schools, vast array of shopping/services available).
excellent schools
excellent schools
excellent schools, great restaurants
Excellent schools, low crime
Family
Family environment
Family Environment
Family friendly
Family orientated - progressive
family oriented
Family oriented, great place to raise a family
feels safe and quiet
Fire and police protection

fire fighers park
friendliness of neighbors
Friendliness, seems to offer many programs for the community
Friendly and safe
Friendly and well educated citizens
Friendly people
friends, community center, senior- quilting, handwork
Generally well run city (with certain notable exceptions in Brian Kischnick and Janice Daniels), with excellent schools and wonderful place to raise children. Love the diversity of Troy's residents, excellent library and the fact that sidewalks exist for bikers and walkers throughout the city. Excellent balance of business and residential to broaden the tax base.
Good city to live in.
good community
Good community
good place to have a family
Good place to live
Good place to live and raise a family.
Good schools
good schools
good schools (which are not as good as they used to be and city services
Good schools and nice neighborhoods
Good schools is why we came; stayed here because good community
Good schools.
Good schools. Nice neighborhoods. great Parks and Library.
great about snow removal
Great city, wonderful staff, cool! cool!
great environment to live, lots of activities for children (can't wait to join the community center soon), love the safeness of neighbors, LOTS of parks and opportunity of outdoor activity, love the library and the different events they offer, good school district-going off word of mouth
great neighborhoods, schools, shopping, accessibility, forward thinking city council
Great place to live, a safe place to live
Great place to raise kids and a reasonably affordable location with quality of living.
Great schools and great place to raise family
Great schools, good housing/shopping/restaurants, safe place to raise kids
Great schools, great police and fire, great garbage and recycle collection, solid city services, professional city government
Great schools, lots of dining options
great schools, many food options, shopping
Great variety of restaurants, stores and parks
Green spaces, library, activities, etc
Has everything we've ever needed
healthcare access, quality restaurants
helpful, caring neighbors, super clean parks, quick snow removal.
home values
House paid off.
Housing
Housing and schools
how friendly the city is and school district is great
Huge variety of services and amenities.

I feel safe
i have lived here 34 years, I own my own home
I like living in a community that fosters different nationalities. i.e not all white
I like the area i live in due to proximity to places i go to. I rarely go north of Big Beaver
I like the diversity of Troy. It's a great place to raise families. I liked the school system but my kids have aged out.
I like the location of the city in relation to the Detroit Metro area. Troy is clean and modern with great schools.
I like the schools - we pay higher taxes to live here for that very reason. The parks are pretty good except that the city needs to put a grater emphasis on planting native plants and more trees. Too much grass!
I like the variety of things to do, the beauty, and the ease of getting around.
I live in N Troy. Open feeling here. Love the wildlife.
I love my community and how safe I feel raising my family in Troy.
I love that Troy is very family oriented. The parks are well maintained, the schools are ranked highly.
I love the community center and all of the parks.
I love the community I've found here for my family.
I love where our home is located and the views we have. Enjoy access to the Library.
I worked at the pool this last summer and im a senior. It was very enjoyable to work with young people.
In a good location geographically within metro Detroit, safety
In general, great people living here.
Inclusive attitude, Variety of services and offerings.
It feels safe, neighborhoods are very nice and appealing, City Council is responsive and responsible.
It has been a great place to raise a family and the schools are really good.
It is a beautiful city with lots of shopping and restaurant choices
It is a great place to live
It is a safe and stable community with remarkable schools and a wide variety of housing options.
it is nice
It is safe.
It meets my needs and is inclusive of different ethnic groups, races, and economic levels.
It's centrally located and freeway close.
It's diversity
It's relatively safe
It's a clean and safe place to live here.
It's a nice area with good choices for food and freeway access
Its a nice bigger metro Detroit city
It's a safe (family) + beautiful place
It's a safe, clean community with a lot to offer.
its beautiful and safe most of the time. I like its location too
its diversity
Its home, friends are here.
Its proximity to the highway and great shopping/restaurants along Big Beaver Rd.
its safe, it celebrates diversity and many businesses, good parks
Its stable, safe, city workers are friendly
Its very safe to live here. The library is great
lack of congestion
Less controlling and authoritarian than birmingham, doesnt enforce dumb rules or hoa rule, cops usually arent dicks

Library
Library
Library and city buildings are easily accessible. Plenty of opportunities for activities in the parks and rec dept.
Library and community center
Library and community center
Library, our house
Like the number and quality of parks. Appreciate the three year rolling budgets and think we have a first rate finance department and an excellent CFO who stays out of the fray.
Like to see advanced classes for students
Lived here 50 years and raised family
Lived here my whole life, not able to afford cost of living on own
Location
Location
location
location
location
Location
location
location
location
Location - easy to get around, metro area
location , safety of city
Location and business environment. Number of parks that are well maintained. Safety. Community programs and community center.
location and convenience to everything
location to everything i need and more
Location to shopping
Location within metro Detroit. Nice housing and prestigious business and dining options. Safety. Access to tons of shopping and necessities stores. Wide and nice roads. Public services (road commission, park maintenance, etc.). Public parks availability / condition. Golf courses. Street, residential housing, businesses visual cleanliness. Community options (rec and fitness center etc). City layout.
location, access to I -75
Location, clean, good services
Location, good services
Location, Property Values, Safety
Location, proximity to shopping
Location, schools, variety
location, troy park and rec, library
Location. Stability. Close to excellent stores, mall, freeways, medical care and restaurants
Lots of "green" spaces, great library, nature preserve
lots of convenience to commerce
Lots of diversity.
Lots of nice people and churches
Love all of the library, parks and playgrounds
Love Northfield hills where we live
Love our seasoned City council member they have proved over time they try to listen to residents.
Love our Mayor and Pro term Ellen!!!

low crime
Low crime, great schools, lots of green space.
Lower taxes than the surrounding communities. Ease of travel throughout the town. Great library
Many families have generations living here. Kids that yes up here come back to raise their kids.
married community, family oriented, diverse population, est. international, schools, well run, modern.
Meets most of my needs and I feel safe here. Home hold their values.
memories when it was a calm, family (not business) orientated community
modern, clean, friendly, great community center
Most affordable
Most everything we need is close
Mostly everything
multi cultural, safe and well maintained city
my children's teacher
my home
my home and neighbors, the people in general
My hometown for 77 years and is the center of everything
my house, Beaumont hospital, stores, church
N/A
n/a
natural landscapes
Nearby expresswa
Neighborhood + proximity to shopping mall and restaraunts
neighborhood schools, especially elementary
Neighborhoods close to the schools, accessibility to local highways, parks and rec
neighborhoods that are like family
nice - convenient
Nice neighborhood
Nice safe place with good schools
no comment
no one thing, have to live there to understand the big pic. Here for 33 years
not being over built
Nothing
older mature trees
One can still find a quite place to vegetate
Open green spaces.
our quiet neighborhood, large lots, green spaces, wildlife, single family homes
Over building
Overall quality of life
Parks
parks
Parks and proximity to shopping. playing, etc
parks are beautiful and clean, police dept. very reponsive
Parks, areas that are walkable, clean tidy, safe
Parks, athletic fields, schools, and Library
parks, peaceful
people in neighborhood.
people, friendly
Pleasant place to live
police

police
police and fire department
police department and friendship in neighborhoods
Police Dept - excellent
Police/Safety
potential
pretty nice trees
pretty safe place to live. great schools, restaurants
Programs offered through library and parks and recreation
Property sizes
property values continue to increase
Property values, school district preparedness for students to be successful, friendly neighbors.
proximity to amenities, feeling safe, attractive and well maintained
proximity to everything
proximity to everything, roads, cities
Proximity to family and dining, shopping
Public Safety
Public schools, safe, diversity
quality of life, services, home values
quality of schools and safety
Quality of schools but now gradually going down due to study curriculum not competitive enough
Quality of the schools
Quiet
Quiet and safe
recreation programs and facilities, and parks
refuse and recycling are great
Relatively steady growth in property values
Respect, diversity, safety. Staff services at City Hall and TPL and Community center are very professional.
Responsive city Management & Council
Restaurants, shopping, medical care
safe
Safe
Safe
safe
Safe and clean
Safe and clean
safe and clean and affordable place to live
Safe and clean.
Safe and convenient
Safe and easy to go for job and shopping. Great school for kids
Safe and lots of parks
Safe and very well kept
Safe and vibrant community
Safe city, diverse community, good location
Safe place and excellent shools and stable housing.
Safe place to live
Safe place to live
Safe place, centrally located.

safe place, great schools, shopping, traffic isnt too bad, city services, clean quiet neighborhoods. Access to expressways and the location to other suburban areas and detroit
safe, access to everything
safe, clean, good schools
safe, clean, low taxes
safe, clean, nice place to live
safe, clean, proximity to other cities i visit
Safe, comfortable place to live
safe, excellent
safe, excellent schools, good neighborhoods
Safe, good parks, good schools
Safe, Good Schools,
safe, good schools, good neighbors
safe, growing, diverse community
Safe, lots of different places to eat and different people
safe, lots of shopping, restaurants, walking trails, easy access to freeway
Safe, multi cultural, schools, parks, library, people
safe, parks, offer classes and events, Socraa recycle, public works
Safe, reasonably-priced housing, access to shopping, not too far from downtown Detroit, reliable city services
safe/good police and fire department/easy access to a lot of things
safer than most areas/ services/ response to concerns
Safer than other communities
safest city in Michigan, great school system, great police/fire dept.
Safety
Safety
safety
safety
safety
safety
safety
Safety
safety and clean city
Safety and cleanliness
Safety and family friendliness
Safety and proximity to freeways
safety and schools
Safety, community, schools
safety, clean
Safety, diversity, and strong community
safety, location, community services, park
safety, recreation
safety, schools
Safety, schools
Safety/security and the schools
School (Hamilton), playground updates, mobile library
school district
school district, police department, community events
school district. access to shopping, health care facilities and parks

school district. neighbors
SCHOOL QUALITY
school system
School system quality
school system, when we had children at home
School Systems and Safety
School, green space
schools
Schools
Schools
Schools
Schools
Schools
Schools
Schools and cultural diversity
Schools and diversity
Schools and parks
Schools, and safety
Schools, diversity
schools, i grew up in Troy and now were raising our kids in Troy
Schools, location, diversity
schools, parks
Schools, parks, clean
Schools, proximity to many things
schools, safe, diverse
Schools, shopping and restaurants, safety and public services
Schools, somerset Mall/Shopping/Restaurants
Schools, trails
Schools/ Focus on education
several restaurants
Shopping and restaurants
shopping, restaurants, schools
skoolz and safe tee
Small size, accessibility to surrounding town, diversity.
Small town feel, but large town access to just about everything
small town vibe
snow and garbage removal are great
Snow cleanup.
Somerset & Big Beaver Corridor
space
Stabilty
Stage Nature center
Stage Nature Center and wooded areas/properties.
Stage Nature Center, they have programs for ALL ages.
Steady home values
Strength of police dept and diversity of city
Tax rates
The amount of EMPTY LAND THAT HAS NOT BEEN BUILT ON. AND YES, I MEANT TO CAPITALIZE THIS!!

The beautiful neighborhood
The best thing in City of Troy is it's Schools. The other thing is that this city's location which is right around the center of main areas, like I-75, or M-59 like highways. Also, this city is very safe compared to other areas of Michigan.
The city is safe
The classes offered at the community center. Also Troy Museum.
The community center, the library, the recreational programs, the diversity in troy, the variety of restaurants and shopping places
The diversity and the community.
The diversity of the population, the school system, but mostly the people who live here
The embracing of a diverse community
The fantastic schools
The great blend of cultures, troy nature center. landscaping trees available from city.
The great schools
the great schools
The library
the library and the company that handles the garbage.
The location in the Detroit Metro area.
The mix of business, entertainment and vibrant neighborhoods
The peaceful community
The people that have lived here a long time
The people. Diverse, friendly, neighborly.
The police
The police department is great!
The police force.
The quality of the city
The relaxed pace of life in Troy
the restaurant options, parks, hotel options, & schools
The safety and the diversity.
the safety is pretty good, i feel safe in the community in my home and on our street.
The school district, the great city services, the dpw and trash service, the library and safe city
The schools
The schools
The schools
The schools and library
The schools and parks. The Convienient location to other cities and shopping.
The schools and the community
The schools are top notch and the neighbors are friendly
the schools to a degree, they seem to be getting too crowded.
The schools, my neighbors, my neighborhood and the ease of getting downtown and most other places within 30 minutes or less.
The tree lined streets and neighborhoods.
The variety of restaurants, the city services, the schools, the parks all combining to create a family oriented community. It's a wonderful place to live.
The variety of shopping, restaurants and parks
The way that the city has different areas that have
There are many things to do and downtown is just beautiful
There are some good people who live and work in the City.

Troy has everything I need &/or is in close proximity (shopping, restaurants, bakeries, coffee, community center exercise classes, library resources, & easy access to attend concerts and pro sports) & it's a safe place with great churches and schools I'm proud to live in.
Troy has tons of great opportunities for families with children pre k to k. The police makes me feel safe
Troy is a safe community with great schools and nice neighborhoods. City services, like police and fire and top-notch.
troy is good
Troy is pretty safe, the people are nice. Diversity
Troy is relatively safe and attractive, a pleasant place to be.
Troy is small enough to get involved and to feel a personal connection.
Troy Ryde- without it, it would be expensive to use other sources
troy schools and diversity
Troy schools are excellent. Troy is a safe place to live, diverse and accepting of different religions and races.
troy trails
Updated playgrounds are great
Variety of city parks, restaurants, my neighborhood, closeness to other frequently visited cities
variety of cultures
Variety of Restaurants and shopping and relatively safe community.
Very family oriented.
Very few things...
We have an exceptional community
We have lived in Troy since 1970. Participated in many committees and programs. Great place to live. Hope the city will continue with master plan and keep healthy green spaces for residents and businesses.
We love most about Troy is safety and family oriented
We owned a successful business
we used to be a bedroom community but not anymore.
Well established community and inclusiveness.
Well maintained, safe
whats not to like
Where our home is located. Proximity to work, church and family
Library, safety
People

Q23 :Briefly, what do you like least about the City of Troy?

A little expensive
A volunteer FD and not enough Police Officers based on the resident population let alone the amount of transient population that come to Troy to work, shop or just pass through
above ground cables, should all be underground.
Accommodations for walking, bicycles.
Affordability of living expenses/property taxes, no costco/Sams club within the city's boundaries.
All of the concerts that are provided and wish there were more activities in the evening like the bingo that is offered in the afternoon. Possibly have one in the evening also.
all of the new build-- no green spaces left
All open land being used up.
All the noise from I-75, should have sound barriers all along I-75 with homes.
Allow builders to ignore zoning laws-not enough green spaces
Amount of poor drivers.
Amount of traffic lights
Anything east of Big Beaver and Rochester rd doesn't get looked at!! Clearly residents can see during the holidays where the money is spent. Which for example is holiday lights on Big Beaver and heading west. Even snow removal is horrible in East Troy because everyone else comes first. Do better Troy and be fair!! Make East Troy look like the rest of area. Plant flowers and lawn maintenance like you do
Apartment buildings.
Apartments and condos everywhere you look
architecture
as a tax payer i have to pay for sidewalk repairs used by the public.
Athens troy need an infra structure update.
Bad drivers.
Being overbuilt, with city planners caving into big builders.
Big Beaver corridor - it is a mess of buildings, restaurants and just hard to navigate. Parking is a mess especially at the Big Beaver and I75 area. It seems like they keep putting in new buildings in that area and only adding to the confusion. Seems like there was no master plan and it is a mess!
big beaver traffic
Biking, activities beyond shopping/eating
Blight not enforcing codes - long grass/cars no plates, cars racing on 16 mile
Building dept.
Building houses on every square inch of land
Building of new housing in already crowded areas.
building on wetlands, traffic congestion, sidewalks too narrow, no senior residence, car required
Building too many apartments and not ranch homes.
can't find a free pickle ball court
cant think of any. except skunks live nearby.
Car-based + single-family-dwelling zoning structure and NIMBY community resistance to slightest reconfiguration that leaves me with limited transportation options in my future golden years that may necessitate relocation; unclear why our milage rate isn't declining when property values shot up and
Chains, lack of downtown, not walkable
City Council
City council still does what they want to do in the end
city council, city attorney and useless and simplistic studies.
City not enforcing people to cut bushes around sidewalks, so people can use it.
Code enforcement fails to meet the requirements of the job

Code enforcement. We have had a blighted property next to us for 10 year. This is the first year that the city has regularly maintained the grass without constant requests. The other issue is that they keep moving the goal line for entering the property to see if it is more than just an eyesore. We were told they could not enter unless there was a visible infestation entering the house. We have seen that twice. The city patched the holes and put up some eternal and obvious traps, but never entered the home
cold winter, I-75 highway noise north of square lake road.
Communication, schools (teacher to student ratio in elementary!)
concerns about politics and certain agendas in education pags. are we paying police, etc?
constant building and changing neighborhoods
Constant rezoning and building that doesn't match existing buildings
constantly packing in houses and cutting down trees.
continuous increase of taxes on schools/library- enough
Converting green space to housing and business
Corrupt city government, declining schools, declining safety.
Corrupt/incompetent school district administration and board, lack of public transit, lack of gas stations,
Corruption at city hall, has been going on for years, still happening to this day, although it has decreased. The 1/2 billion dollar tax hike for the schools is terrible - no accounting for the dollars.
cost of housing
Cost of rental, my children who are adults cannot afford.
Council went against liquor Committee recommendation and voted small operation favorites. Those licenses are very valuable council members made incorrect comments about how someone could sell license if they fail and then Turned down the only applicant that had all 4 votes of committee. Also had top spot on yelp and google for top seafood in troy, fire department still not coming up with program that makes all firemen equal pay for years already served prior to removing incentive pay, no emergency services yet to be put in place for our city. Yet they can buy brand new million dollar plus fire engines. Vote for city manager was a bust. All indications we were going with. One of our own when at last minute all changes to assistant City manger and left Kurt one of a majority of us thought would do an
Council. Only listen to the few who complain
Cutting down so many trees to build new complexes when existing shopping centers are empty
Cutting down too many trees, too many condos, not enough ranches.
cutting trees for development. not planting more outside "aesthetics"
Darkness in night
Deceptive tactics at the level of City Manager & Police Chief. Poor current leadership.
Degrading level of Troy public schools
Destroying green spaces for houses or condos!
Destruction of Green spaces over development
Developers who profit by taking away our green spaces
Difficulty getting response from sewer/drain department. No emails, just a dude showing up when they can/want. Smaller civic departments seemingly have very little oversight or protocols. Need better communication with money spent and posting meeting times online. Making website easier to navigate
Disappearing green spaces.
Disappointed due to getting removed advanced classes for student
Disappointed with Troy Police Dept. & traffic congestion
Diverse population needs supersede others (non ethnic)
Diversity (none all Indian) yards are all unkept. Weeds
Do not care for some of the choices our elected/appointed officials are making.
Do not follow Royal Oak with their STUPID bike paths and restricting roads!! Stop building everywhere!
Leave the empty land alone! Enough is a enough! The schools are terrible now. Say it with
Does not change or evolve fast enough with time

Does not take the safety of pedestrians and bikers seriously on major thoroughfares or neighborhoods and is resistant to make any changes to do so, particularly if it would inconvenience drivers.
Don't know yet
Driving on Big Beaver is very hazardous.
Electronic billboards on Rochester rd
Elimination of green spaces, zone changing for building condos.
EMS response time and number of ambulances actually assigned to Troy at any given time
Enforce upgrancy laws now!! deport beggers
Entertainment facilities
Expensive
Expensive housing
Expensive housing,not very affordable for seniors.. need more one story condos..hate high rise condos
Expensive living cost
Expensive to live here
Failure of the City to retain a credible City Manager.
Few places to bike safely
Follow up on issues from city hall has not been good. The problems I've contacted them about have not been resolved in spite of commitments to do so. One, I have repeatedly called about, the other I called
Frequent power outages caused by overhead power lines, also no street lights in neighborhood.
From Rochester Road to Dequirdre on Big Beaver is not taken care of
getting rid of green space for housing, not necessary.
Has no charm
Having to make an appointment for the recycling center just to drop off stuff
Healthy trees are being cut down and wooded areas are being razed at alarming rates to make room for questionable development. Troy is starting to look like Warren. Why am I paying the high taxes for?
High property tax
High property taxes for us, who have no children
High tax, don't clean snow on streets
High taxes
High taxes. Trend of late to build something on every square inch of property that is treed, wooded -- "green space" is dwindling, unfortunately.
Higher property taxes
How property taxes have gone up.
How the city is ran.
I dislike the amount of development going on, the disappearance of green spaces which made this city
I feel Troy dedicates too many resources to trying to appeal to all cultures and ethnicity. I think the fact that we're building a professional Cricket field at Boulan Park, as opposed to more adequately developing and maintaining city baseball fields for our mainstream youth, is extremely disappointing. There should be an equal balance where we're supporting different cultures, but also feeding the mainstream culture. Troy baseball fields are probably the worst I've seen from years of having children
I have 2 adult children that went through the Troy schools. (Barnard/Baker/ Athens) I applaud the availability of Honors classes for students that qualify, but my children did not. qualify, being "average". Very poor accommodations and tolerance for varying levels.. All I ever heard was " get a tutor" and "your child is average, so they are behind". Is this how a world class educational system acts? Troy Athens "career counseling" was a joke! Unless your child could qualify to go to Michigan or Harvard, they were out of luck. No alternatives explored or suggested. Options for your child were left to the parents. My children survived and found their path, because of our (parents') due diligence, but the experience with Troy Schools' was not what it should have been for our family. Another item: Need for AFFORDABLE housing alternatives for seniors that have outgrown their homes and need alternatives..

I miss having a city center and transportation options, like those I had in Europe.
I think too City/ government grants too many licenses for new homes construction and the city will become very crowded and have fewer green areas. Some new construction buildings also seem to be located where they look like they don't blend in with respective neighborhoods.
I wish the older neighborhoods like ours had sidewalks. We have so many families and walkers.
I wish we had a legit "downtown area" but overall... Troy has been a great place to live and raise our
I worry that I will never be able to afford a house in the city I was born and raised in.
I would like something a little more walkable with more non chain restaurants. Sometimes I feel like we
I would like to see more boots on the ground for code enforcement especially in the neighborhood s
I would like to see more independent restaurants and less franchises
I would like to see new housing that is more affordable. i.e less than 400,000
I would like to see Troy support the Pickle Ball frenzy. All of the surrounding communities have built public courts. There are just 4 dedicated PB courts in the city of Troy. So Troy residents go to Birmingham, Rochester, Southfield and Royal Oak to play. So now the after play lunch/dinner beer money is spent in other communities. This is the fastest growing sport in the US and all ages can
I-75 Road Noise
immigrants
In last few years, is allowing too much development of open land with not enough regard of impact on adjoining residential properties, many of which are no style, square, boxlike, high occupancy apartments/condos which add large drain on city infrastructure such as water and sewer utilities
Inadequate housing options for seniors. Have to drive everywhere. Not a walkable city. A boring place
Increased problem with crime activities.
Increased property taxes in the worst inflation/recession every and meanwhile pump up SEV's to get more tax monies without sharing information on how our taxes are being used.
Increased traffic congestion
Increasing costs for basic amenities.
Increasingly lack of green space and way too many housing and apartment projects
Indians
It caters to a certain group and excludes those who have more of a Christian/Conservative background
It doesnt have a downtown per say.
It is being given over to immigrants who dont respect USA cleaning standards
It is expanding too rapidly and lacks any semblance of a downtown.
It lacks accessibility. There isn't a walkable "downtown" area. Relays on having a car
it would be great to have non bagged leaf collection.
It's getting too built up. Housing prices are too high. The public school system is wasteful with spending. There is no uniformity with teachers for the same courses. The public school system does not listen to their citizens. They say they want the best for their students, but they prioritize their own needs.
its lost its charm, too expensive. you have allowed builders to develop wetlands, high occupancy
Lack of "downtown "and connections to the Paint Creek trail or Clinton river trail
Lack of a "downtown" area (community)
Lack of a downtown area
Lack of affordable housing for seniors who want to downsize every pocket of land is being developed.
Lack of architectural interest among commercial and residential buildings. Boring place for young adults 18-35 to live.....they leave Troy. Would like to see more programming for active empty nesters
Lack of consistent sidewalks for walking/biking in the subdivisions
Lack of cultural opportunities.
lack of downtown area, walkability
Lack of downtown/ main street environment

Lack of entertainment : Auditoriums of high schools could be used for festivals or theater. I wish it would be more free activities for seniors. The therapy pool at community center is very small, find a place where troy seniors can use with a fare price to exercise. I would like that the community center has more trainers in the gym at senior time to guide us how to use the equipment. I would like that the troy police give presentations about how to avoid robberies at home . I would like that new apartments (new
Lack of entertainment/ multi housing growth too much multi housing.
Lack of forest
Lack of good restaurants in the Northeast section. Big Beaver from Rochester to Somerset and West are a higher priority for just about everything. Decorating at Christmas time is a prime example. Too many green spaces disappearing with multi level complexes going in. Would love to see senior housing options as well as smaller homes for first time home buyers. Additionally, I would like to see code violations enforced in a timely manner. The owners of the house across the street from me have NEVER made a home improvement since 1990 and I know that not much can be done about that but I have reported two cars that sit in the driveway without EVER being moved and both have expired registrations. It's been months since I originally reported and nothing has been done by the city. This is
Lack of green space, destruction of green spaces for more boring looking housing. Lack of protection of green spaces. Most parks are overrun by invasive species, including the community center area.
Lack of inspections on rental homes and high density building projects
Lack of large parks with bicycle paths (have to go to Stony Creek), lack of interesting locally-owned
Lack of outreach for public input regarding housing developments in Leonard sub. The idea that school district lines may be redrawn, moving us to a high school that we didn't specifically choose when we bought our house. Lack of playgrounds that aren't connected to the schools. The library's children's
Lack of park, nature. lack of services for seniors, disabled adults, high taxes.
lack of progressivism, generally conservative, NIMBYs. I want Ann Arbor but we don't have the
Lack of services with tree brush leaves, etc. Cost of living, forcefulness of schools agenda
Lack of sidewalk consistency and over emphasis on improving vehicle travel but not walkability,
Lack of sidewalks
lack of sidewalks, especially by schools.
Lack of smaller neighborhood parks
lack of transport (Public)
Lack of walkability/bike friendliness pretty much everywhere. Yes, you can walk or bike around your block, but no real walkable access to restaurants/shopping. Biking around the city is not enjoyable. There are few bike/walking trails and even in residential areas, cars are not expecting to see bikes which is not safe (e.g. at stop signs and red lights, cars routinely blow through the crosswalks before stopping, rarely checking for pedestrian/bike traffic). In short, except for a few locations, you need a car
Leadership is the worst ! Horrible city management over the last 8 or more years. You had plenty of time to find a REAL city manager professional and you completely dropped the ball. Replacing the impersonal and under qualified Miller with an even more incompetent, under qualified , and arrogant Narcissist with Natasi . Who then appoints his friend as police chief . The new Acting chief has been the laziest absentee cop in the dept with zero leadership skills. Bad leaders choosing more bad leaders. Unethical behavior. You have ALOT of work to do!!!! Ask yourselves why so many employees
Less recreational sport and outdoor green spaces like auburn hills
level of political correctness creeping into all of it.
Library holiday hours - little usage of the dog parks
Library needs upgrading, better communication on developer requests and what best options are,
Library- staff (pre 2002) were rude. No more tax increase for it.
Living in Troy under a Troy zip code, paying Troy taxes but unable to have my daughter enrolled in Troy schools without going through a lottery.
More arts and entertainment, no city center

more street lights
More walkable and bikeable trails needed, lack of true walkable downtown area, having the EMS be contracted through a company and not the city service itself
N/A
n/a
need a better off leash dog park option,
Need a new modern library.
Need curbside vacuum leaf pick up like RO. Bagging is ridiculous for the amount I have
need leaf curb pickup
Need more consistency of sidewalk on main road for walking/biking.
Need more public spaces, downtown area to walk around, more kid friendly activities.
need more street lights
Need more walkable paths
Need more walking and bike trails
needs beautification, especially the Big Beaver road between Coolidge and Livernois. Also, needs an above the road pedestrian bridge over Big Beaver between I75 and Crooks
Neighbors can leave junk outside and takes forever to get results
neighbors who dont take care of yards/houses.
New build housing everywhere! More walkways, designated soccer dome.
new businesses of Big Beaver
New development. Keep Troy green! Keep supporting schools, police, parks. We do not need more businesses or more apartments.
New houses where wetlands used to be there.
New subdivisions and cutting down every tree to build. Need to save our green spaces
NIGHT LIFE
No "downtown" area to walk, shop. eat
No "downtown" area like other towns
No bike lanes, lack of walkability, resistance to change from many members of the community
No bike or walking paths, too much car central
No central downtown. The necessity of a car
No central hub
No city center, No main street, No focus on senior needs, No sense of community
no curb leaf pick up, no downtown
no destinations are cost free. need destination parks
No downtown
No downtown
No downtown
No downtown
No downtown
no downtown
No downtown and a lot of high end chain restaurants
No downtown area
No downtown area to walk in like Birmingham or Rochester Hills.
No downtown available
No downtown district. No sidewalks in our neighborhood/ Our roads is icy all winter
No downtown environment
no downtown, sleepy. not bicycle friendly, limited access to lakes
No downtown.
No downtown.

No downtown/ All empty space is being developed instead of parks and trails.
No downtown/ city center and there is no Christmas decorations on big beaver between john R S. De. It feels like the city is decimating against the people that live in that part of Troy. We pay taxes as well.
No effort to preserve nature
No focus on downtown, not much main community space, go to Naperville, IL for example.
No GATE magnet schools
No good parks and fields are horrible, no real grocery stores, no kids places
No Greenways, paths that take you nowhere, poor for cycling
No maintenance of courts
No real downtown
No sandy beaches like Lake Michigan shores. Also going more Liberal and i dont like it.
No sidewalks. Limited true walking or biking paths of any real value. Building in the right direction with the recent trails, but too short.
No Sr center - not so safe for bicycle riding on main streets and new apartments too close to street - no
No tax break for schools .
No traditional main streets.
No trails systems and parks feel isolated from one another without landscaping and creativity
No true downtown- just one long mall on Big Beaver
no walkable downtown or shopping other than Somerset. it's really really boring for younger people and families with kids. we have to go to other cities for entertainment or even just to take a walk downtown. there is so much unused space and all you decide to fill it with are condos. build something that is actually for the benefit of the current residents. like a downtown area or small Parks and playgrounds
No walkable downtown, needs more pickleball , streets need designated bike lanes, haven't needed-but all volunteer fire makes me nervous
No walkable downtown, not enough biking trails.
No walkable shopping district/ need more red for kids, crazy roads someone thought they improved.
Noise from 1-75 (motorcycles!); losing green spaces
noise from Big Beaver traffic and I-75
Noise from I-75
Noise from I-75, no central downtown, restaurants are too expensive.
Noise from I-75.
Noise from major roads (i.e., Big Beaver where we live) and no enforcement of exceedingly loud vehicles (not just Dream Cruise time, all year), no walkable downtown (like Rochester or Birmingham), no bike paths (not even connected to major bike trails in the county), not enough walking trails (like Paint Creek Trail in Rochester), not focusing on Seniors in terms of a dedicated senior center, (like
None
none
None.
none.
Not a bike friendly community. Major roads are dangerous for bikers. Also, many roads lack sidewalks and pedestrians are forced to walk in the roadway.
Not a lot of sidewalks within certain residential areas which can be difficult. Wish there were more
Not a walkable community with a pretty downtown area
Not all Troy residents being Troy Schools, we are avondale
Not as many community activities for older people, no trader joes!
Not being a walkable community
Not city fault but more nature paths and hiking trails.
Not enough affordable ranch condos for seniors to downsize

Not enough biking paths! We love to bike with our young kids but the trails are so short and you have to cross major roads without a bike path
not enough hike trails. the costs are high at C Center
Not enough pickleball courts, going to royal oak and Rochester
not enough to comment
Not everyone has school bus, service, increased theft/burglary/safety issue
Not having a walkable downtown. Troy is not bike friendly. A majority of shops and restaurants are chains. I would like to see move locally owned business.
Not inclusive, zip code troy but still don't get troy school district
Not many interesting things to do
not much,
Not openly lgbtq + friendly. Diversity is great to celebrate, but inclusion and equity is more important
not walkable
Not walkable, no real downtown, no central community area
Not walkable. reliance on cars, lack of attention on climate resiliency
not walkable/little community/ too many single family homes
nothing
nothing
Nothing
nothing
Nothing really
nothing.
Old, hard to comment on many areas
Open spaces have disappeared, traffic congestion
Our downtown is a business district with no walkable district and the city is getting crowded with housing and businesses,, leading to large class sizes and heavy traffic levels. During rush hour it can take 30-40
Over building
Over building apartments next to residential - no notice of developments.
Over building- too many buildings- leave green spaces.
over building, rising taxes
over development
Parts of Troy are starting to look run down, messy, and unkempt.
Passed a law against distracted driving with no enforcement
People on corners looking for money
pickleball has become very popular, other communities have built many courts, Troy should too.
Police feel they are above the law and use their power unfairly. Especially Jacob Ulicny.
political favoritism
Poor senior services, decline in maintaining troy community center to offer needs of all residents. Contact with city services means burden on citizens to justify services, depts don't follow up or provide options or assistance. Very unfortunate; I've encountered this each time I've called a dept which is very infrequent. Additionally, residential properties should be required to maintain their areas. Many have high weeds, don't mow, trees obscuring home, cars seemingly permanently parked in street,
Poor sidewalk repair. Lack of green space.
Poor walkability
Pot growing, but that is a big issue.
preference giving to rich (high income) areas, more senior activity needed.
progressive- left wing politics of leadership, and population which often poisons education K-12
Property tax it at high end and not as safe as before.
Property tax keeps going up

Property Taxes
Property taxes - increased too much over last few years
Property taxes are high. There is no downtown like neighboring cities
Quality/availability of sidewalks
Recent uptick in robberies and rentals and poor cell service
Remaining wooded area for additional new home construction.
Removing green space for housing.
Rentals
Residents that don't know how to take care of their property
Response for complaints and action by city council is not up to the mark and there is no resolution to
Rezoning requests are granted too frequently. This has allowed building residences on every speck of dirt in the city. Yet, with all the additional taxes, property taxes climb. Cultural diversity lacks white
Road congestion due to construction
road construction
road construction projects take way too long. no coordination
Road noise, Bad! Taxes too high for retired living on social security.
Roads are always closed
Roads are patched sloppy. Lots of pot holes and ruts. Failure to enforce regulations that require homeowners with property next to a sidewalk to maintain it. I have asked several times for the city to keep the sidewalk on the east side of Coolidge passable but they do nothing. Some sidewalks are 3/4 blocked by overgrown bushes and trees. Should be easy to fix yet it is an ongoing problem every year.
Roads are terrible, housing prices have risen exponentially
Roads need work, aging community
Roads, public transportation
roads, traffic
Rochester Road (16-18 mi is atrocious) Traffic is too fast, overcrowded.
Rochester Road buildings look old and outdated/
Room to improve on public Transportation
Safety at Somerset Mall
School administrators
School system, needs to go back to reading, writing, and asthmatics! Should not hold students back to seem to be tearing down the remaining trees.
Selling green parcels of land
Sidewalks are needed. Adams to wattle to coolidge, beech needs bike paths
Significant reduction in Green Space, low quality of Parks, Poor Transportation
site street driving very bad.
Small pockets of new housing construction being allowed.
Snobs mining in and wrecking the culture of older neighborhoods
Snow clearance from the streets.
snow plowing, snow reaction is poor
Some homes aren't maintained, sidewalks have overgrown bushes. Poor curb appeal
Some unfriendly people
South Troy isn't attended to like north Troy or the 16 mile corridor; reduced exercise class options in the summer for kids' camps; traffic lights often don't adjust to traffic as intended, causing unnecessary backups; Milverton Park needs more shade, always floods, and needs more.
Specifically, I wish there were more gas stations in west Troy. I have to go out of my way to get gas every time because there are none in that direction. But that is my only complaint.
Speeders in neighborhood, invasive plants in retention basins, no parks, trails in section 3.
speeding on residential streets where schools are

Spending is off the charts. Taxes are back breaking, yet deteriorating schools, businesses leaving.
spending money on wants vs functioning needs.
Sr citizen resources.
Steady increase in property taxes without additional benefits
Takes too long to get city trees trimmed and maintained.
tax, trash pickup time service
Taxes
taxes
Taxes and city getting rid of out volunteer firefighting program
Taxes and tax for library
Taxes are going high; Too much food wastage in school; Not proper energy efficient class rooms. Kids wear light jackets in some classes in summer and unprotected in winter, very funny.
Taxes are slightly high
Taxes remain high despite additional revenues from current boom of new developments
Taxes should be lower for seniors on a fixed income, especially when you have no kids in Troy Schools
Taxes too high for senior citizens
Taxes vs benefit/value, irresponsible spending, any wokeness
Tearing down green spaces for new housing, please leave the trees
Terrible traffic in Troy. We moved here in 2019, we thought our child would attend Troy schools but she had to attend Warren school district. Bad
Terrible with timing of traffic lights, especially "smart ones." No sidewalk on Sq Lake between Rochester Rd and John R. Don't need/nor want tax dollars going to Public Trans. For fun several families members tried to figure out how to use it and couldn't figure it out. Need to post "use both lanes signs" during construction without being asked. Pool way too expensive and not much fun when kids can't
That i cant run my sprinkler systems during the day when its the best time. Yet i see businesses running theirs when its raining. Very unfair.
That i have to pay sewer fees for my pool water
That its not a "walkable downtown" city like Rochester
That there is no true downtown. A designated downtown area would be great for the city.
That they are tearing down and over building/developing our community
The amount of up keep in garden.
The building permit department, the people here are not the same page
The City Administration and Council.
The city council. It's the least responsive of any city I've ever lived in. They seem to be more interested in not listening, photo ops, and dragging out things that should be easily solvable.
The city has torn down every possible green space to build houses and multi family properties. It's
The city is destroying too much green space to build too many neighborhoods and other structures. Everytime I turn around, I see another bulldozer destroying beautiful trees and spaces that are important to residents and wildlife. If Troy keeps this up, they will likely create a problem with too many deer in the neighborhoods, but the deer will have no other place to go because of the excessive
The city neglects making businesses beautify their area especially at the NE and NW corners of Corporate Dr and Crooks. It is a main vain into Troy and it looks terrible. The NE corner has become a Semi truck parking lot and the NW strip mall didn't put in the original design. As I look around, there are a lot of places that have been neglected and I cannot get through to Code Enforcement. What is the Major doing about these businesses and Strip malls that he is allowing to come to this Troy. The
The City Planning Department is inept. The City Master Plan is sophomoric and zoning and permitting guideline/strategy appears to be "ready, fire, aim". Tragically, Troy has seen its best days and is now in
The community swimming pool- very poorly managed, men's locker room is always cold, rude people at
The constant need to rebuild buildings.

the constant road construction
The curb appeal is not always great. I don't like the large advertisements on Rochester road. I think it
The direction the city is going with excessive apartment development in the wrong areas
The drastic increase in theft and crime, the increase of property taxes
The east side of Troy seems to get slighted, from a city perspective and school. Why don't the Christmas lights go to John R? Why is money channeled to Troy High before Athens when Athens
The government wastes too much money on stupid things. They can cut half the budget and still function. And people should be hired based on their ability to do the job, not on their ability to check a
The high rise apartments and homes distract from Troy's appeal
The high-rise/high-density housing on every open piece of land.
The incessant traffic and constant repair of roads.
The lack of a downtown and how spread out our local businesses are, interspersed with so many
the lack of accountability for developers. Lack of adequate green space in new developments. New builds that clearly don't blend with existing architecture (next to Peppy's, self storage on Rochester...both 3-stories towering over neighboring buildings). Please revamp the master plan to express the needs of existing Troy residence, not in favor of development and the money they want to make. It's insulting for those that choose to live here. I'm tired of hearing stories of developers building on property adjacent to existing homes that don't honor required setbacks/easement or saving mature trees. After the fact nothing is done. No one holds these builders accountable, which is why they continue to want to build in Troy (Mondrian comes to mind). The mixed-use, PUD classifications with multi-unit housing or 3-story units crammed together is not fitting with existing housing available, and
The lack of continuity in city management and how Troy City council never gets the city manager hire correct. The fact the Troy Library has been allowed to fall into the state of disrepair it is now, when the
The lack of public transportation or walkability.
The lack of sidewalks on both sides of most mile roads (e.g. Wattles) and bike lanes on all roads. For instance, to access the Troy Trails from Wattles from the southside on foot and stay on the sidewalk, one would need to walk to the intersection of Rochester and Wattles to be able to safely cross north, then proceed west to the trail entrance. Likewise, having a park/playground/walking and bike path similar to 9 Mile in Oak Park would really be beneficial and practical for families, as well as forcing
The least likely is the roads. Horrible roads compared to other cities around Troy. Secondly, the building of houses in every available free space, rather creating more parks. Also, the city needs to create more biking routes around the city so that people can take advantage of the facilities.
The least thing I like is the traffic on big beaver, not getting all the perks that other cities get with less
The length of time it takes to resolve a fire damaged, condemned property in my neighborhood.
The library is Sub-par. Not enough trails, green spaces
The Michigan left boulevard on Coolidge.
The Node plan, ruining our wooded area. packed in housing.
The noise from I-75
The overcrowding and overpopulating of the City. The amount of new house and no green space left is
The people who fight progress, change and outreach in Troy. We need more affordable housing for younger families and down sizing seniors.
The police can be very rude and I don't feel like they are community oriented. Less than they were before. Also - Troy needs to be more up front with sustainability initiatives. The city claims that they do a lot to be more sustainable but if that is not communicated to the residents then how would anyone know? There are ample opportunities to improve walkability/bike lanes, plant more trees, and native gardens on city spaces. Rochester and RH provide great examples of this. There is a lot lacking in city
The private ambulance service. Troy needs a reliable city operated full time ambulance service.
The quality of the library building does not reflect the high standards that the school and city maintain. It needs a complete overhaul or a new building.

The quality of the roads and excessive amount of redundant or useless signs.
The questionable non family safe businesses (eg selling marijuana, hooters when it was here, etc)
the recycle bins and trash cans are left in the street, not on the curb.
The roads are in poor condition, building things such as skate parks which isnt necessary compared to maintaining current facilities. such as aquatic center which is in need of repair.
The schools are in decline and eliminated honors classes
The sidewalks are awful in places, no good bike lanes
The taking away of green spaces with houses, condos, apartments, etc.
The taxes. With all of the new houses going up, you would think the rest of our taxes would go down.
The city services do not constirute the high taxes.
the timing of some of the traffic signals
The traffic
The traffic and lack of packing in front of residential homes due to having restaurants and places of business that don't have enough parking.
The traffic and the traffic noise.
The traffic congestion. Every corner being built on with shopping strips, apartments and condos. Every square inch of open property is being built on. Congestion, congestion, congestion. I can hardly get out of my neighborhood anymore, especially during the 4-6pm hour. We are looking to move in roughly 5-
The traffic noise from I75. We need a sound barrier wall built along Square Lake Road between Crooks Road and Coolidge Hwy. This should have been done when I75 was being reconstructed. Please do this ASAP! I've lived in Troy for 27 yrs in the same house and the traffic noise has never been this bad.
The traffic we have on Crooks Road
The traffic, it is just terrible. Cities that are much larger dont have the traffic tie ups like in Troy does. Too much construction at one time. We live on a street that runs east and west Rochester Rd to Livernois, it has become a dragstrip. I wouldnt recommend a family with small children to live on this street or others that run through. Need more police patrolling and also I called on an accident on Rochester rd that i was a witness to, i dont know how long it took the police but i stayed for 30 minutes
The very worst is that y'all keep building. I wish a stand of trees were allowed to exist here but all of them are being torn down. Also, traffic and cost of living. No downtown.
Them tearing down all of our green space and over populating it with stupid apartments!!! And using MONDURIAN as their go to builder for the city! We dont need more homes, car washes, office buildings, gas stations, plazas, etc - repurpose some of these vacant buildings instead! Its sickening
There are not many group activities for senior citizens.
There are two things I like least about Troy. First, property taxes are getting out of control and are way too high. Second, the city is being overdeveloped. Many open green spaces are being cut down to allow for housing developments. This is eliminating green space, causing increased traffic, school
There is more traffic than I like.
There is no downtown and no real sense of community outside or your own subdivision.
There is no real downtown area like other surrounding cities. It feels more like a corporate center with
There is not many activities to do. a lot of restaurants.
There isn't a way to address problems in the city. So much road construction, no code enforcement of sidewalks. Trees hanging over sidewalks, no safe biking.
There's not a great selection of non-chain sit-down restaurants (i.e. for a date night)
They are getting rid of everything I moved here for. Builders have al the say so when it comes to to much traffic.
Too busy, cars drive too fast, too many restaurants, not safe to walk or drive, no senior oriented
Too congested, too much diversity, housing affordability, loss of undeveloped green space. Yes, some of these conflict with each other such as affordability vs green space (no land prices go up), no new housing or businesses.means less tax base and stagnation.

too crowded. roads, new I75 & Big Beaver Int.
too diverse, low assimilation
Too expensive for a typical senior
Too few pickleball courts; neighbors who don't landscape
Too many 3 story townhouse eyesores.
Too many apartment complexes
Too many churches that are not taxed. Big churches that dont pay property taxes.
Too many condos
Too many condos and apartments/our tax dollars used irresponsibly
too many green areas removed for subdivisions
Too many hotels and high end resturants catered toward business elites, need cheap food or an arcade, somewhere for broke teens and younger kids
Too many multi resident units being constructed - no central business district.
Too many new housing projects burdening the power grid
Too many trump supporters
Too many uncared for rental homes, too many apartments, looking bad.
Too much building going on!!! Lack of enforcement of unkept properties!! Poor roads and too much
too much building, green except parks, improve dog parks
too much building, traffic, diversity, people dont take care of yards, property
too much building.
Too much construction without keeping green spaces.
Too much government,
Too much growth, unmanageable growth. too many homes and apartments are being built.
Too much traffic + high taxes - should be payable monthly
too much traffic, construction, too much building of housing/condos/subdivison.
too much traffic, speeding.
too much waste of tax dollars
too suburban
Top much traffic, not enough tennis or basketball courts, dog registration too expensive,
Traffic
Traffic
Traffic
Traffic
traffic
traffic
traffic
Traffic
traffic
traffic
traffic
traffic
Traffic
traffic
Traffic
Traffic
Traffic
Traffic
Traffic
Traffic and storage facility on Roch rd
traffic at times

Traffic congestion
Traffic congestion
Traffic congestion
Traffic congestion
Traffic congestion in certain areas.
Traffic congestion, no landscaping @ Big Beaver - I75
Traffic congestion, no major retailers except for somerset
traffic control, dont turn off traffic light on weekend. traffic is busy then!
Traffic is loud
Traffic lights set timing.
Traffic on Rochester Road
Traffic on Rochester, Crooks and Metropolitan parkway (16 Mile Road).
Traffic- schools, while still good are slipping.
Traffic!!!!
Traffic, building too much, developers doing too much. Dont want apartments or condos or too many
Traffic, churches that appear to not have to follow rules/ law
traffic, especially on Big Beaver. I don't like the "figure eight" crossover near Coolidge; I don't patronize the businesses between Livernois and Coolidge because traffic moves too quickly and driveways are traffic, lack of enforcement of property Maintenance.
Trees in neighborhoods aren't maintained. It's been more than fifteen years since our neighborhood trees were trimmed. This leads to unhealthy trees and limbs coming down when it storms.
Troy doesn't have enough activities for people 50 and over OPC. in Rochester is much better. Also have enough community festivals.
Troy is developing too much of our dwindling green space. Big foot houses are being built very close to one another and without much yard space. Wildlife is being forced from their habitats, and our roads are increasingly more crowded. The parks we have are small.
Troy is not a walking city to a downtown area (must drive)
Troy school district
Trumpers, Complainers, Negative people.
Two things - being lied to about millages and not having sidewalks on every street so that bicycles can
Ugly overdevelopment- lack of green space beauty. Oversold.
Unsure what city officials do. I see them places
Urban living
Urban planning and development is stunted and misguided.
Urban sprawl in every open green space available. I moved here because of the vast green areas that weren't developed, but now they are all gone with houses after houses.
Very difficult to ride your bike, too much traffic
very dispersed.
Very expensive property taxes for empty nesters.
very weak enforcement on rental homes (yard mowing)
Wasteful spending, like roads falling apart after being replaced less than 5 years ago. Ice Ribbon which requires massive maintenance for limited annual use. Inconsistent code enforcement- south end
Way too crowded. Constant building, there can be empty spaces.
we are unhappy with some of the changes in TSD especially the elimination of advanced education.
We need a bigger and better library
When contacting DPW - people on the phone are disrespectful
Where the tax monies are being spent
Will not fix our storm drains
Wish it had more of a downtown area that was walkable from where I lived with a variety of restaurants

Wish there was a downtown. Trails are nice but I want to bike or walk to stores and restaurants and there's no easy way to do that because big beaver eg is so spread out and crosses many main and side
Wish we had a downtown area instead of just a business corridor
Limited activities for Troy seniors compared to neighboring communities
All the new building and no paths for bikes and walking