

CITY OF TROY | 2017/2018

Joint Local Development Finance Authority Budget

MEMBERS


CHAIRPERSON
Robin Beltramini

SECRETARY/TREASURER
Mark F. Miller

**COUNTY REPRESENTATIVE
(NON-VOTING)**
Irene Spanos

Paul Hoef
John Sharp
Nickolas Vitale

ALTERNATES
Ellen Hodorek
Dane Slater



Local Development Financing Authority

County of Oakland, State of Michigan


2017/18 through 2019/20 Budget

Introduction

Troy's Local Development Finance Authority, as established by The Local Development Financing Act, Act 281 of 1986, Section 125.2151, is composed of seven members and appointed for four-year terms by the Mayor subject to the approval of City Council.

The Authority's primary objective is to encourage local development to prevent conditions of unemployment and to promote economic growth; to provide for the establishment of local development finance authorities and to prescribe their powers and duties; to provide for the creation of a board to govern an authority and to prescribe its powers and duties; to provide for the creation and implementation of development plans; to authorize the acquisition and disposal of interests in real and personal property; to permit the issuance of bonds and other evidences of indebtedness by an authority; to prescribe powers and duties of certain public entities and state officers and agencies; to reimburse authorities for certain losses of tax increment revenues; and to authorize and permit the use of tax increment financing.

In 2003, the City of Troy established the Automation Alley SmartZone. Central to the SmartZone was the designation of an area as a certified technology park. This zone of approximately 75-acres was created as a Local Development Finance Authority (LDFA). The tax increment will be used to fund infrastructure for the Automation Alley SmartZone. Initially funds were used to establish Automation Alley and its technology accelerator program. Funds are provided to Automation Alley for operational assistance of the technology accelerator. Automation Alley is Michigan's leading nonprofit technology and manufacturing business association, connecting industry, academia and government to fuel Southeast Michigan's economy and accelerate innovation. Automatin Alley focuses its efforts on innovation and technology, entrepreneurship, talent development, defense, and international business, providing resources, funding and actionable intelligence to help members grow an prosper in the digital age.



Local Development Financing Authority

County of Oakland, State of Michigan


2017/18 through 2019/20 Budget

	2016 Actual	2017 Estimated	2017 Budget	2018 Budget	2019 Budget	2020 Budget
REVENUE						
Property Taxes (*)	\$ 178,725	\$ 164,650	\$ 160,050	\$ 187,390	\$ 191,820	\$ 196,290
Interest Income	2,231	1,100	1,100	1,100	1,100	1,100
Total Revenues	180,956	165,750	161,150	188,490	192,920	197,390
EXPENDITURES						
Automation Alley - Operations	89,735	81,290	78,530	94,930	97,600	100,270
Infrastructure	72,360	-	125,360	125,360	53,000	53,000
Tax Tribunals/Tax Refunds (*)	(24,897)	-	-	-	-	-
Administrative Services	5,000	5,000	5,000	5,000	5,000	5,000
Marketing Costs (Membership)	17,500	17,500	17,500	17,500	17,500	17,500
Audit Fees	1,950	1,950	1,950	2,000	2,000	2,000
Other	5,730	5,000	5,000	5,000	5,000	5,000
TOTAL - EXPENDITURES	167,378	110,740	233,340	249,790	180,100	182,770
Change Before Other Financing	13,578	55,010	(72,190)	(61,300)	12,820	14,620
BEGINNING FUND BALANCE	12,833	26,411	26,411	81,421	20,121	32,941
ENDING FUND BALANCE	\$ 26,411	\$ 81,421	\$ (45,779)	\$ 20,121	\$ 32,941	\$ 47,561

(*) Note: 2017 Infrastructure expenditure of \$125,360 will be rolled over to 2018 budget expenditure.

Captured Taxable Value

	2017/18 Taxable	2018/19 Taxable	2019/20 Taxable
Industrial Real Property			
Real Base Taxable Value	\$ 13,016,380	\$ 13,016,380	\$ 13,016,380
Real Taxable Value	14,767,100	14,914,771	15,063,919
Industrial Real Captured Value	1,750,720	1,898,391	2,047,539
Commercial Personal Property			
Personal Base Taxable Value	545,070	545,070	545,070
Personal Taxable Value	1,488,840	1,503,728	1,518,766
Commercial Personal Property Captured Value	943,770	958,658	973,696
Industrial Personal Property			
Personal Base Taxable Value	885,930	885,930	885,930
Personal Taxable Value	6,370,550	6,370,550	6,370,550
Commercial Personal Property Captured Value	5,484,620	5,484,620	5,484,620
Total Captured Value	\$ 8,179,110	\$ 8,341,669	\$ 8,505,855
Tax Revenues			
Industrial Real Revenues	\$ 48,190	\$ 52,260	\$ 56,360
Commercial Personal Revenues	22,850	23,210	23,580
Industrial Personal Revenues	116,350	116,350	116,350
Total Revenues	\$ 187,390	\$ 191,820	\$ 196,290



Local Development Financing Authority

County of Oakland, State of Michigan

2016/17 through 2018/19 Budget

Millage Rates	Oakland County	City (Less Debt)	OCPTA	School OP	*1/2 School OP-12	1/2 ISD	Community College	Hold Harmless	Total
Industrial Real	4.49380	9.79890	0.99410	-	9.00000	1.66990	1.57070	-	27.52740
Commercial Personal	4.49380	9.79890	0.99410	3.00000	-	1.66990	1.57070	2.68705	24.21445
Industrial Personal	4.49380	9.79890	0.99410	-	-	1.66990	1.57070	2.68705	21.21445