

APPENDIX F

PUBLIC ENGAGEMENT AND OUTREACH

City of College Place, Comprehensive Plan – Appendix F: Public Engagement and Outreach



APPENDIX F

Public Engagement and Outreach Materials:

- 1) Public Participation Plan**
- 2) Comprehensive Plan – Public Outreach Survey Results**
- 3) Openhouse Outreach and Instructional Boards**
- 4) Openhouse and Survey Outreach Flyer**
- 5) Openhouse Demographic Outreach Boards**

City of College Place, Washington
2017/18 Comprehensive Plan and Park and Open Space Plan Update
Public Participation Program
November 30, 2017

The City of College Place has adopted and is implementing a Comprehensive Plan in accordance with the provisions of the Washington State Growth Management Act (GMA). In doing so, the City is required to periodically review and update the plan and the regulations that implement it. The next update must be completed by June 30, 2018. The Comprehensive Plan includes a Parks, Recreation and Open Space Element that communities use to guide the use and development of parks in their communities.

This document serves as the Park and Open Space Plan Outreach Guide to highlight the opportunities for early and continuous involvement in this update process. To facilitate the update process the following tools, approaches, and methods may be applied to best receive valuable feedback from the community on the development of the Park and Open Space Plan.

Open Public Meetings

- Meetings with City Management Team
- Meetings with City Council, Planning Commission and PAR Board
- Series of discussions with targeted stakeholders throughout the area
 - Written summaries of the meetings will be available for public review
 - Meeting participants will be added to mailing list to receive periodic updates from the City
 - Materials are made available on the City's website

Outreach Materials and Events

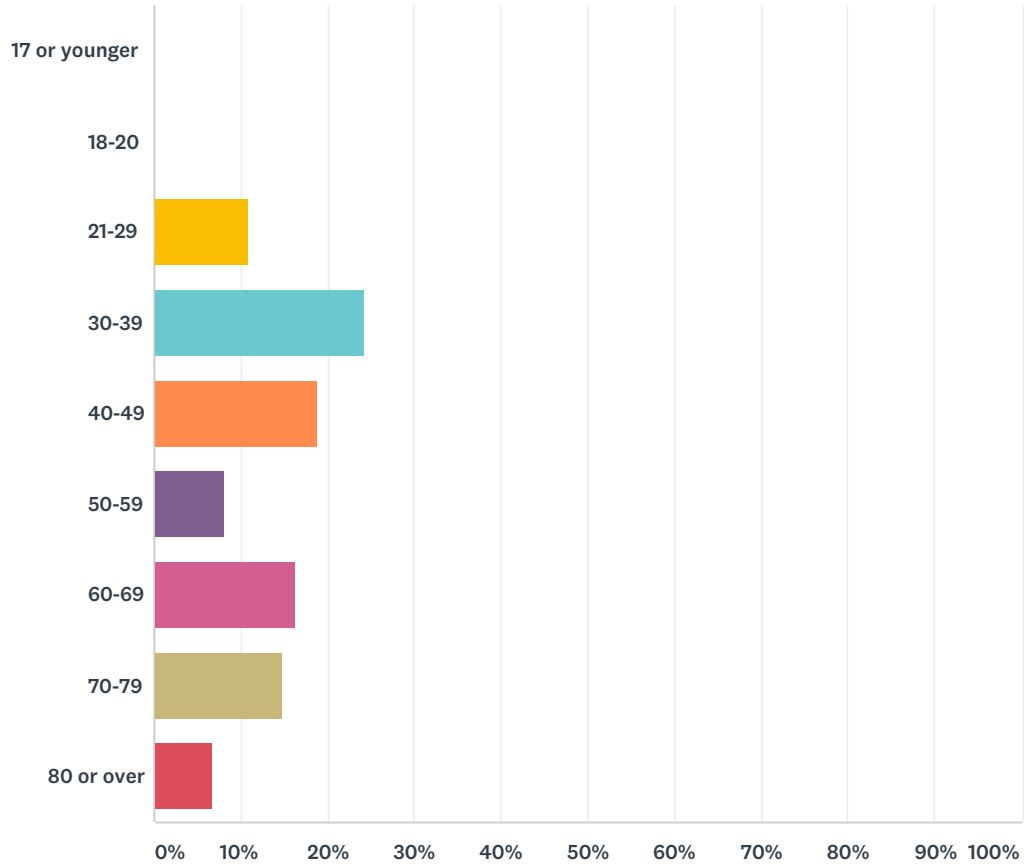
- **Flyer/Brochure/Save the Date Postcard:** Informational materials will be made available for public distribution and to be used in conjunction with public displays at local events such as football or sporting event.
 - Materials to be made bilingual
 - QR codes made available on materials
 - Develop a list of events for outreach
- **Survey:** Will be prepared to further gather information from the community, available both online and in print form
- **Events:**
 - Sporting events, Farmers Market, Festivals, City Sponsored Events (Winterfest)
 - Potential use of translator at community outreach events

Announcements

- City Hall electronic reader board
- City's social media sites (Facebook, Twitter, Instagram and Nextdoor).
- City newsletter (distributed in utility billings)
- Local newspaper
- Press release
- Radio (KUJ 1420 Walla Walla radio station and University community program on radio station)

Q1 Which category includes your age?

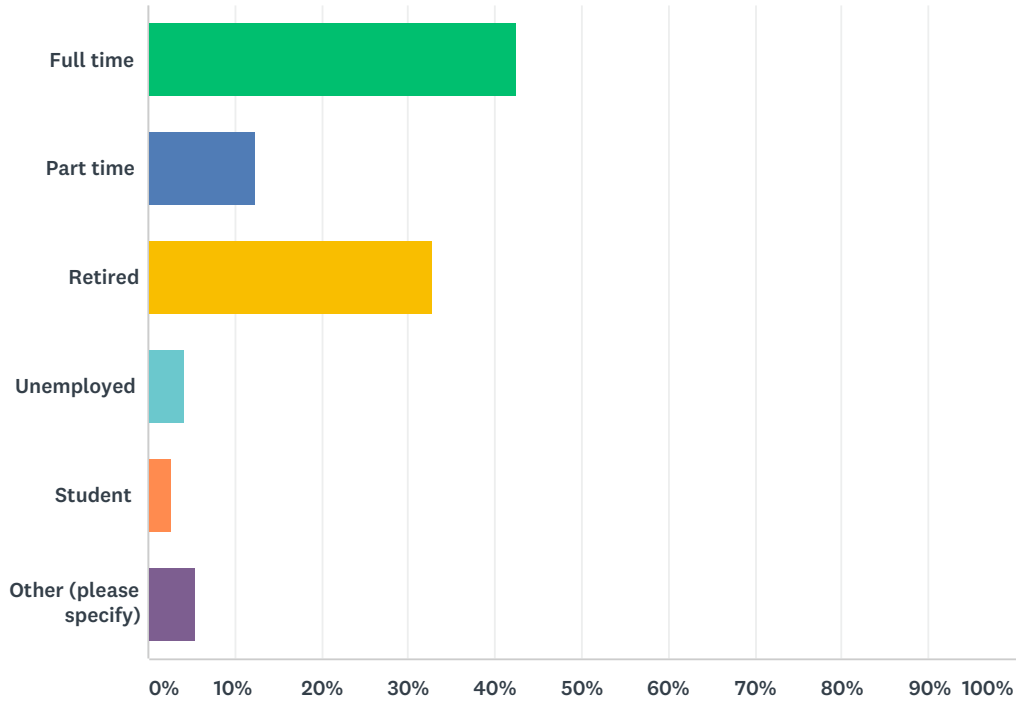
Answered: 74 Skipped: 0



ANSWER CHOICES	RESPONSES	
17 or younger	0.00%	0
18-20	0.00%	0
21-29	10.81%	8
30-39	24.32%	18
40-49	18.92%	14
50-59	8.11%	6
60-69	16.22%	12
70-79	14.86%	11
80 or over	6.76%	5
TOTAL		74

Q2 Employment Status

Answered: 73 Skipped: 1

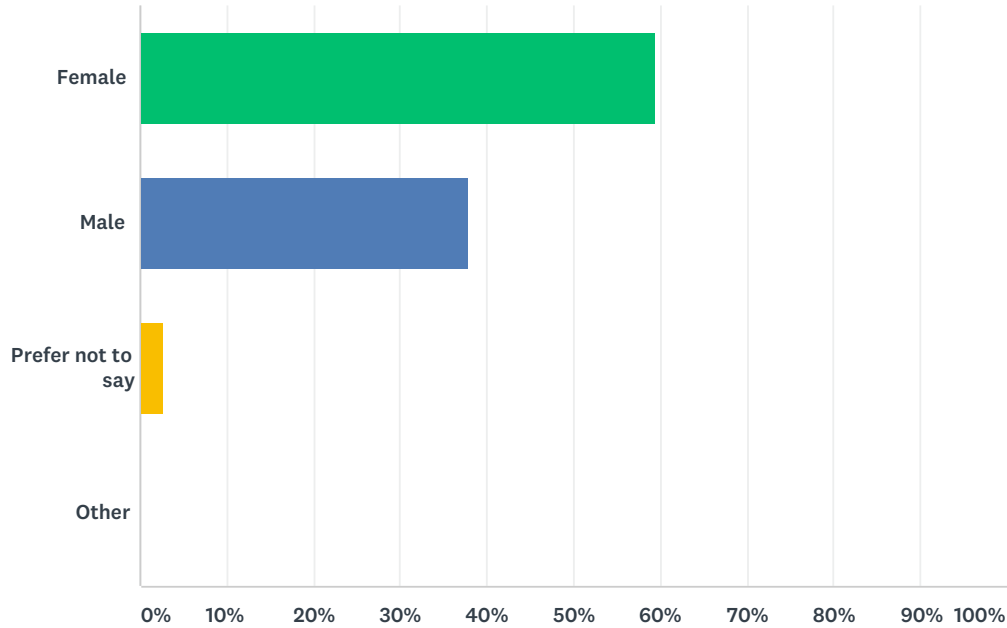


ANSWER CHOICES	RESPONSES	
Full time	42.47%	31
Part time	12.33%	9
Retired	32.88%	24
Unemployed	4.11%	3
Student	2.74%	2
Other (please specify)	5.48%	4
TOTAL		73

#	OTHER (PLEASE SPECIFY)	DATE
1	Stay at home mom	2/16/2018 11:44 AM
2	Stay at home mom	2/11/2018 1:21 PM
3	At home parent	2/8/2018 10:14 AM
4	Stay at home mom	1/26/2018 8:22 PM

Q3 Gender

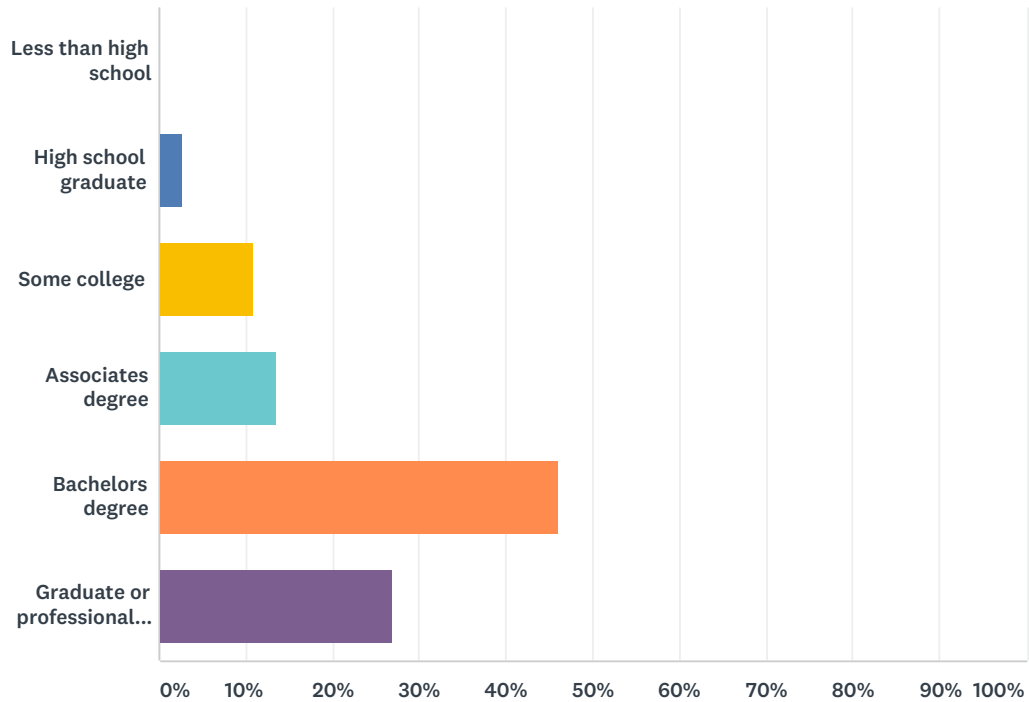
Answered: 74 Skipped: 0



ANSWER CHOICES	RESPONSES	
Female	59.46%	44
Male	37.84%	28
Prefer not to say	2.70%	2
Other	0.00%	0
TOTAL		74

Q4 What is your level of education?

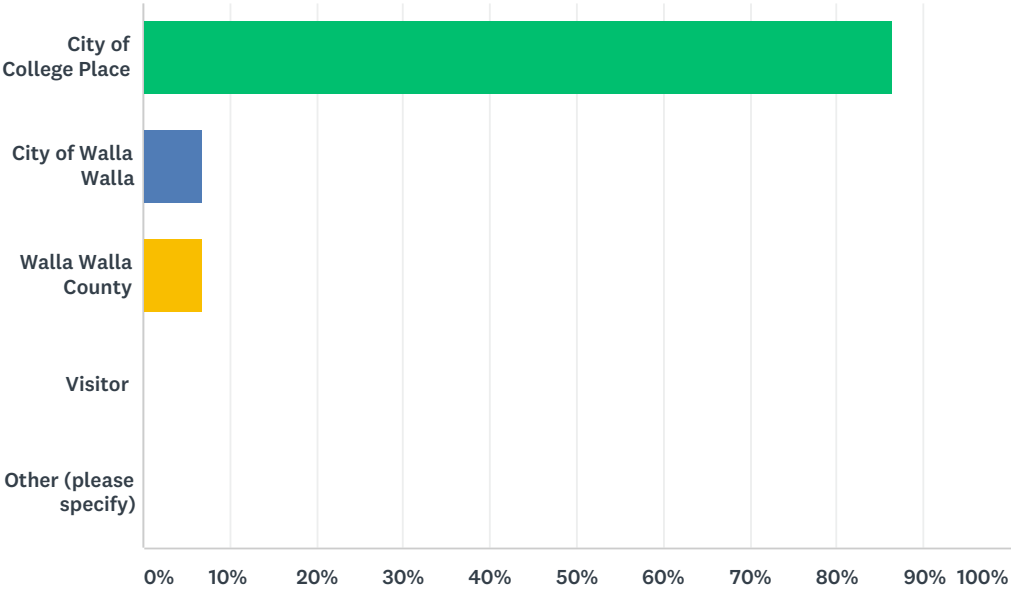
Answered: 74 Skipped: 0



ANSWER CHOICES	RESPONSES	
Less than high school	0.00%	0
High school graduate	2.70%	2
Some college	10.81%	8
Associates degree	13.51%	10
Bachelors degree	45.95%	34
Graduate or professional degree	27.03%	20
TOTAL		74

Q5 Where do you live?

Answered: 73 Skipped: 1

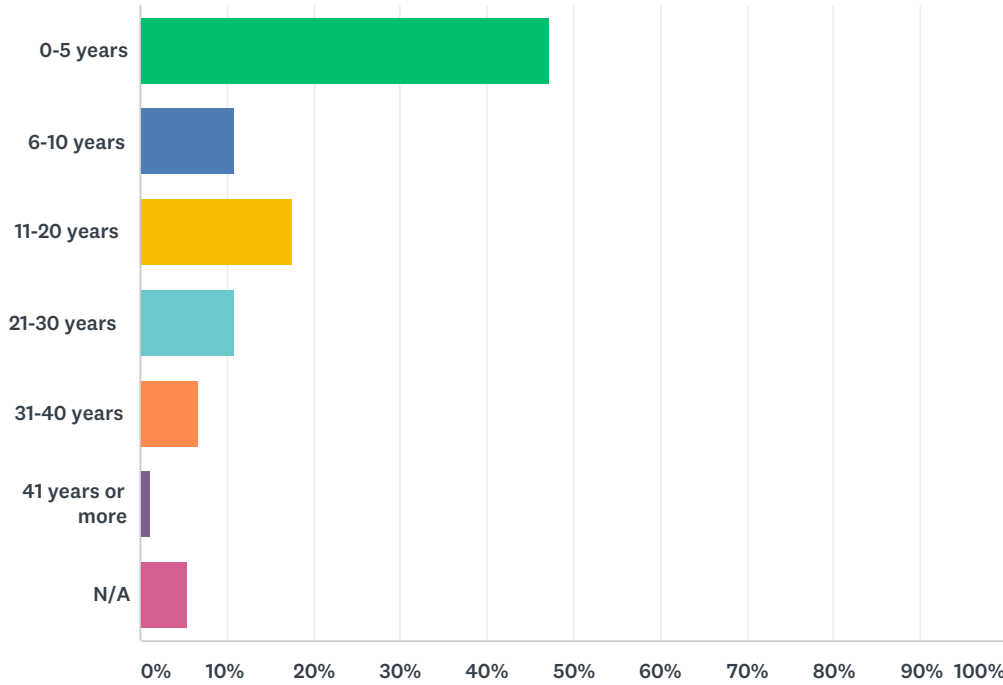


ANSWER CHOICES		RESPONSES	
City of College Place		86.30%	63
City of Walla Walla		6.85%	5
Walla Walla County		6.85%	5
Visitor		0.00%	0
Other (please specify)		0.00%	0
TOTAL			73

#	OTHER (PLEASE SPECIFY)	DATE
	There are no responses.	

Q6 How long have you lived in College Place?

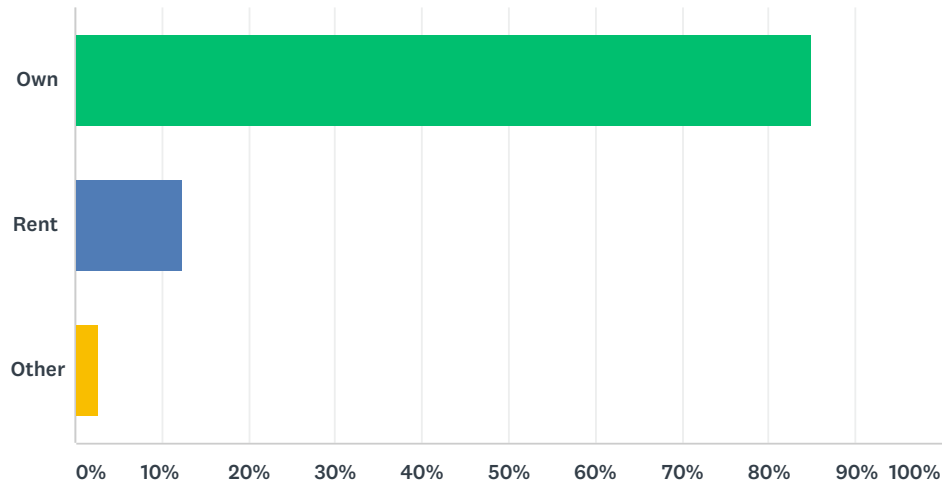
Answered: 74 Skipped: 0



ANSWER CHOICES	RESPONSES	
0-5 years	47.30%	35
6-10 years	10.81%	8
11-20 years	17.57%	13
21-30 years	10.81%	8
31-40 years	6.76%	5
41 years or more	1.35%	1
N/A	5.41%	4
TOTAL		74

Q7 Do you rent or own the place where you live?

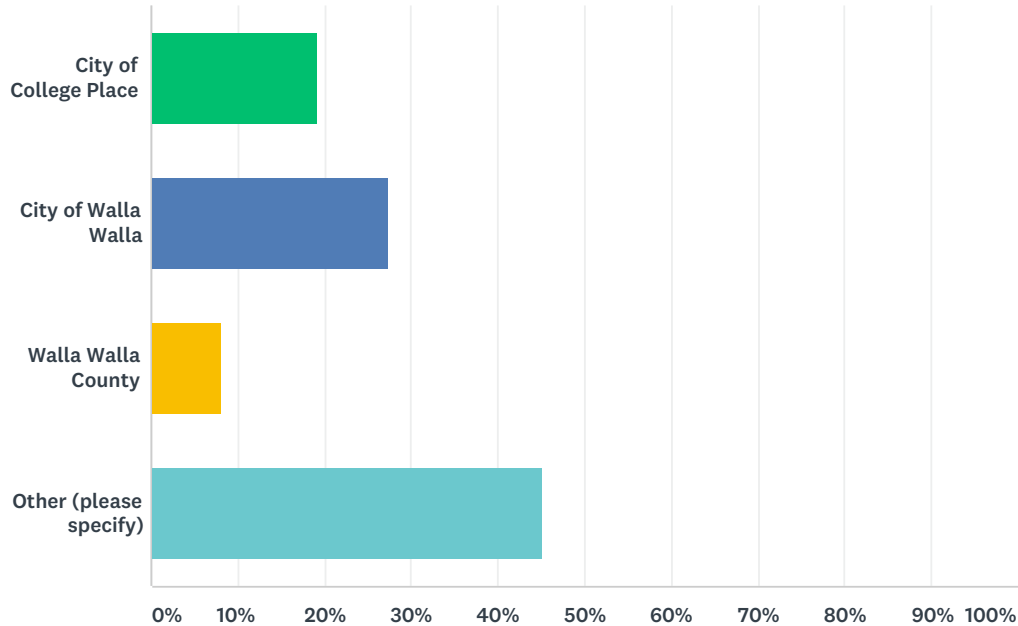
Answered: 73 Skipped: 1



ANSWER CHOICES	RESPONSES	
Own	84.93%	62
Rent	12.33%	9
Other	2.74%	2
TOTAL		73

Q8 Where do you work?

Answered: 73 Skipped: 1



ANSWER CHOICES	RESPONSES	
City of College Place	19.18%	14
City of Walla Walla	27.40%	20
Walla Walla County	8.22%	6
Other (please specify)	45.21%	33
TOTAL		73

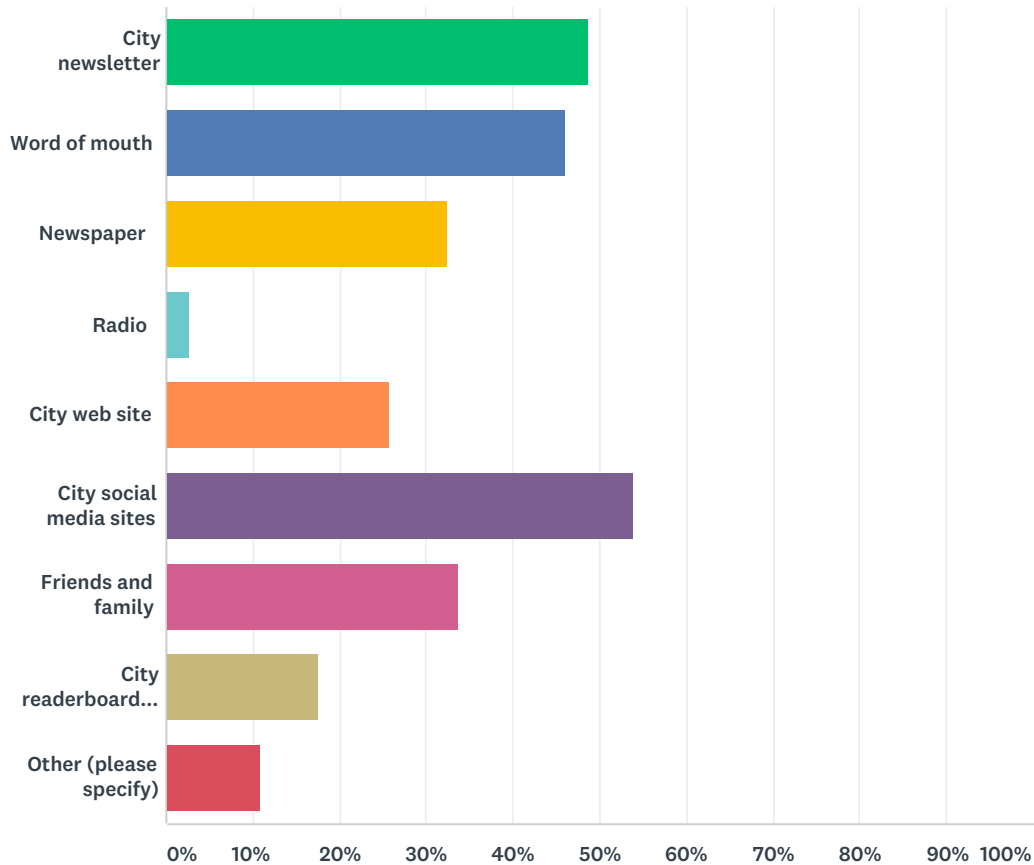
#	OTHER (PLEASE SPECIFY)	DATE
1	retired	2/17/2018 1:06 PM
2	retired	2/16/2018 9:53 PM
3	Retired	2/16/2018 4:13 PM
4	Retired	2/15/2018 12:04 PM
5	Unemployed	2/15/2018 9:59 AM
6	retired	2/13/2018 9:42 PM
7	retired	2/13/2018 8:26 PM
8	Retired	2/13/2018 7:00 PM
9	I work for a non profit out of CA but support schools in WA.	2/13/2018 5:51 PM
10	retired	2/13/2018 4:02 PM
11	Remotely for a company in Brooklyn, NY	2/13/2018 3:30 PM
12	retired	2/13/2018 1:33 PM
13	Swire coca cola	2/13/2018 1:13 PM

City of College Place Comprehensive Plan Survey

14	Retired	2/13/2018 1:11 PM
15	retired	2/13/2018 12:42 PM
16	retired	2/13/2018 12:06 PM
17	Retired	2/13/2018 11:25 AM
18	Energy	2/13/2018 11:11 AM
19	Retired	2/13/2018 11:09 AM
20	Villages of Garrison Creek	2/13/2018 11:06 AM
21	Retired	2/12/2018 11:58 AM
22	Home	2/11/2018 1:21 PM
23	Federal Government	2/10/2018 10:09 AM
24	None	2/8/2018 2:15 PM
25	Stay at home parent	2/8/2018 10:14 AM
26	Other	2/6/2018 8:36 PM
27	Retired	2/2/2018 6:03 PM
28	at home	1/31/2018 12:30 PM
29	Retired	1/29/2018 4:06 PM
30	retired	1/29/2018 1:53 AM
31	Stay at home Mom	1/26/2018 8:22 PM
32	Retired	1/26/2018 7:23 PM
33	Retired - Treasurer for a VGC Village	1/26/2018 7:02 PM

Q9 How do you get your information about what is going on in College Place?

Answered: 74 Skipped: 0



ANSWER CHOICES		RESPONSES	
City newsletter		48.65%	36
Word of mouth		45.95%	34
Newspaper		32.43%	24
Radio		2.70%	2
City web site		25.68%	19
City social media sites		54.05%	40
Friends and family		33.78%	25
City readerboard sign		17.57%	13
Other (please specify)		10.81%	8
Total Respondents: 74			

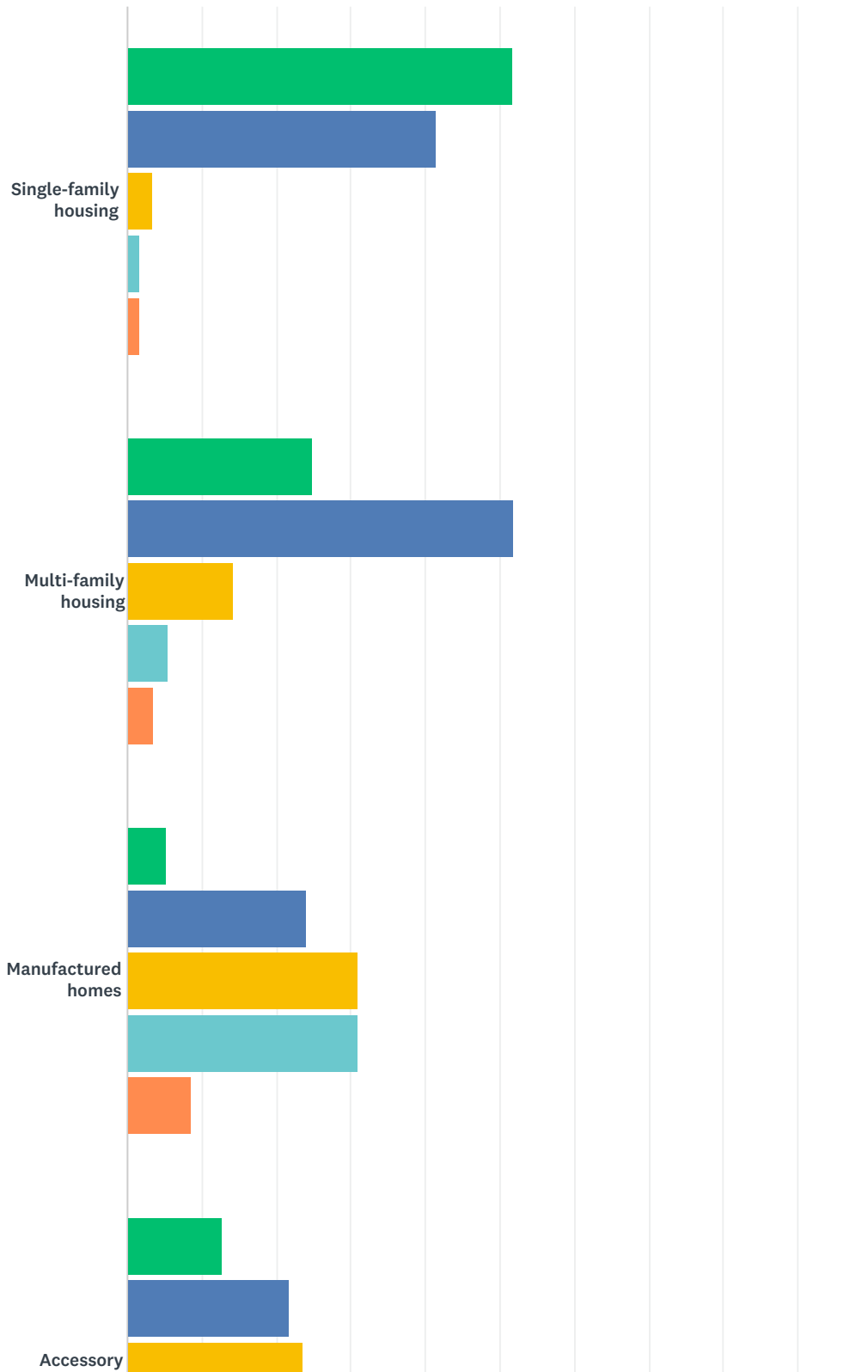
#	OTHER (PLEASE SPECIFY)	DATE
1	Nextdoor	2/16/2018 9:53 PM

City of College Place Comprehensive Plan Survey

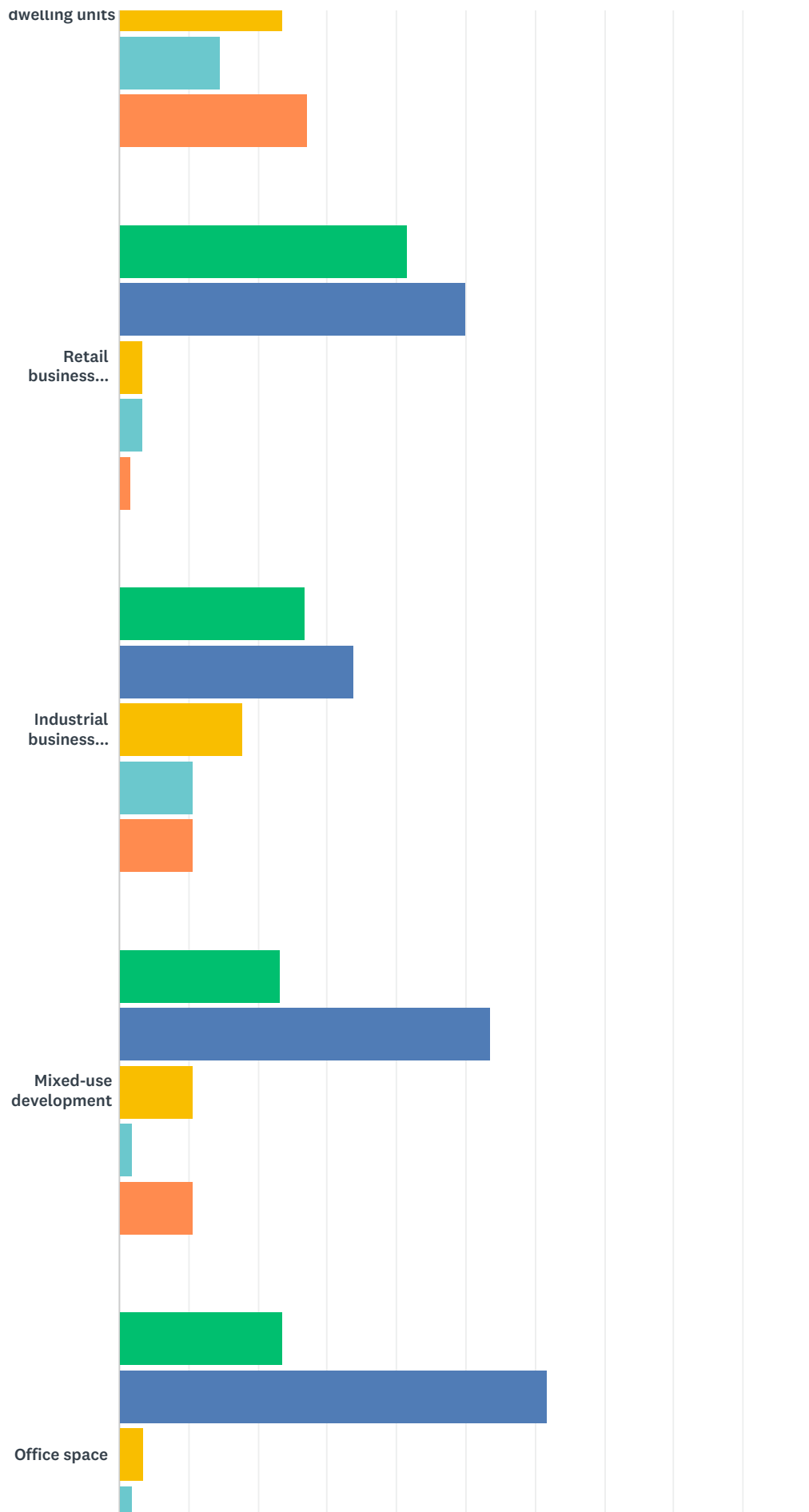
2	Next door	2/13/2018 8:41 PM
3	Planning Commission	2/13/2018 8:26 PM
4	Mayor posts to subdivision website/email	2/13/2018 3:00 PM
5	Nextdoor	2/13/2018 11:25 AM
6	VGC	2/13/2018 11:06 AM
7	next door social media	1/31/2018 12:30 PM
8	email	1/26/2018 7:02 PM

Q10 In the next 20 years, the City's population is projected to grow increasing the need for housing, jobs, and goods and services. Where should growth go?

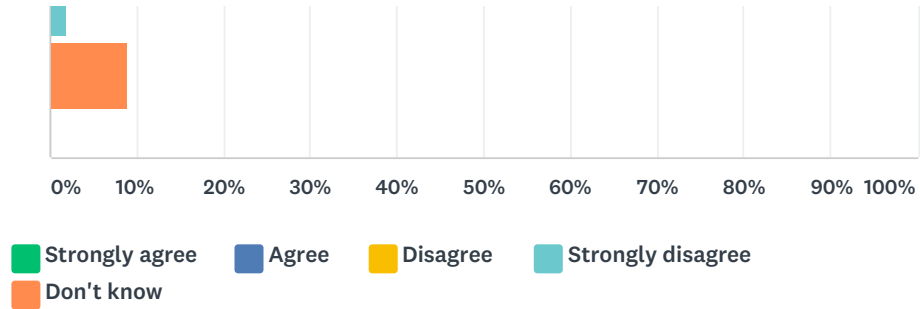
Answered: 61 Skipped: 13



City of College Place Comprehensive Plan Survey



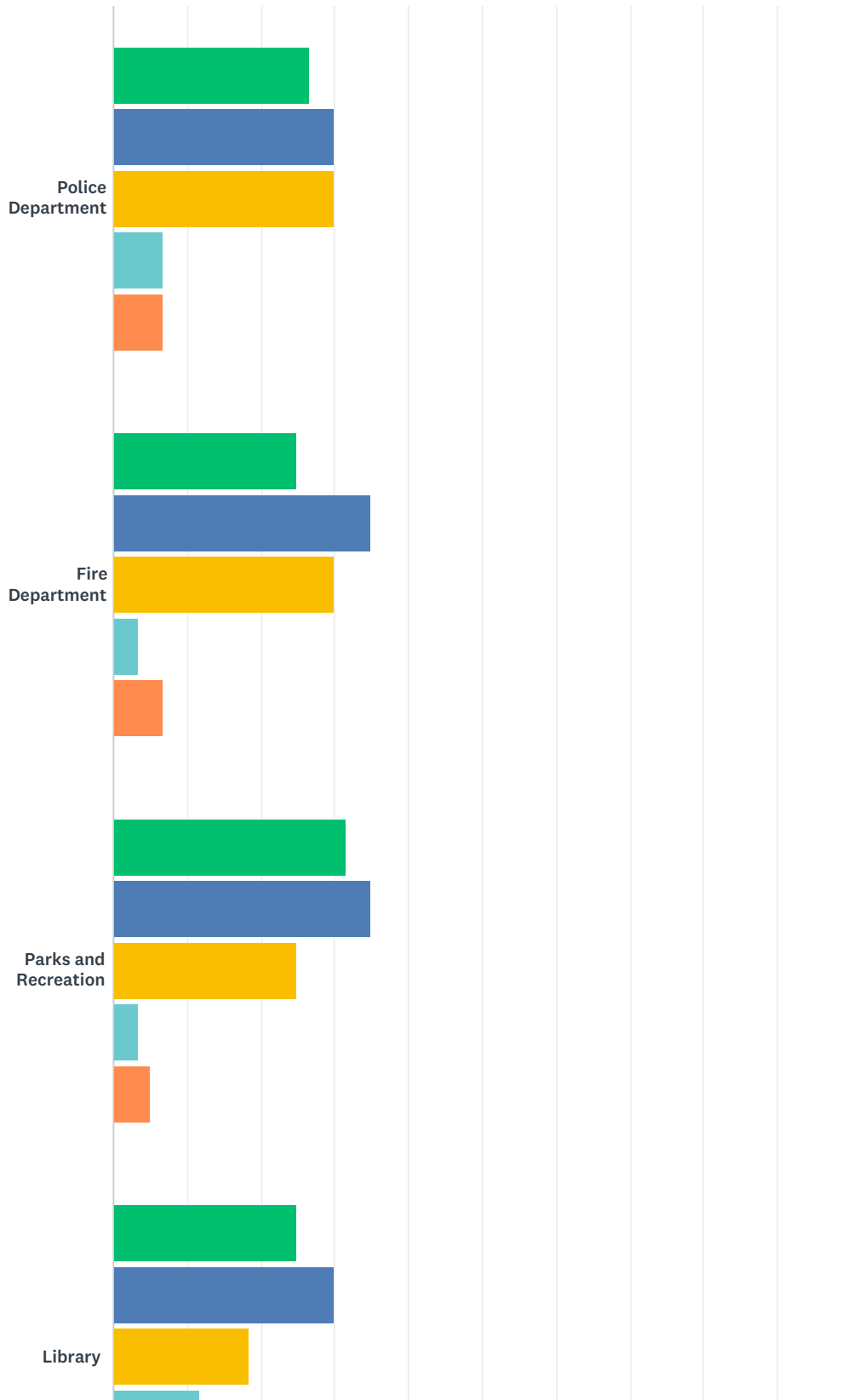
City of College Place Comprehensive Plan Survey



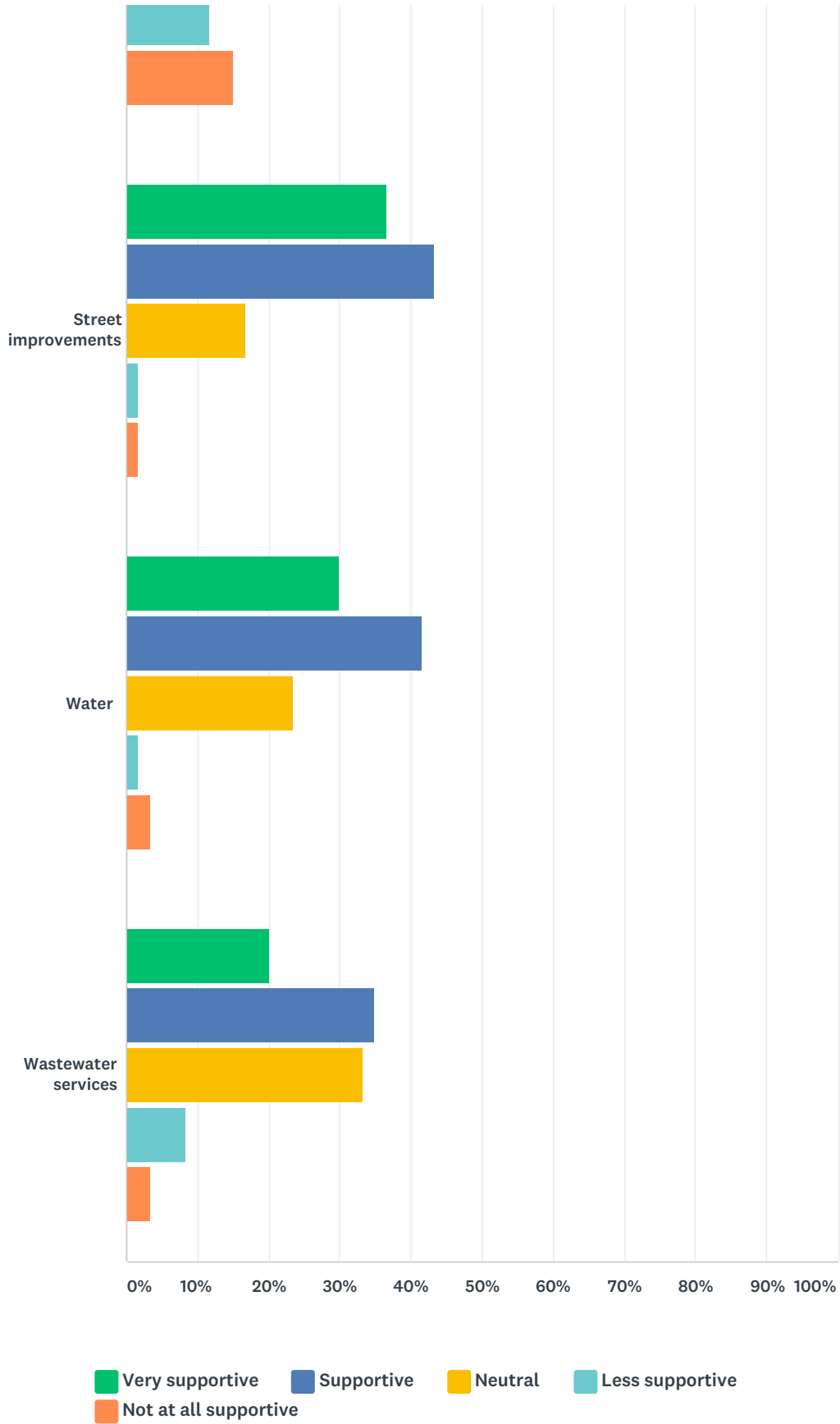
	STRONGLY AGREE	AGREE	DISAGREE	STRONGLY DISAGREE	DON'T KNOW	TOTAL
Single-family housing	51.72% 30	41.38% 24	3.45% 2	1.72% 1	1.72% 1	58
Multi-family housing	25.00% 14	51.79% 29	14.29% 8	5.36% 3	3.57% 2	56
Manufactured homes	5.17% 3	24.14% 14	31.03% 18	31.03% 18	8.62% 5	58
Accessory dwelling units	12.73% 7	21.82% 12	23.64% 13	14.55% 8	27.27% 15	55
Retail business development	41.67% 25	50.00% 30	3.33% 2	3.33% 2	1.67% 1	60
Industrial business development	26.79% 15	33.93% 19	17.86% 10	10.71% 6	10.71% 6	56
Mixed-use development	23.21% 13	53.57% 30	10.71% 6	1.79% 1	10.71% 6	56
Office space	23.64% 13	61.82% 34	3.64% 2	1.82% 1	9.09% 5	55

Q11 Indicate your level of support for increased taxes to support the following budget priorities.

Answered: 60 Skipped: 14



City of College Place Comprehensive Plan Survey



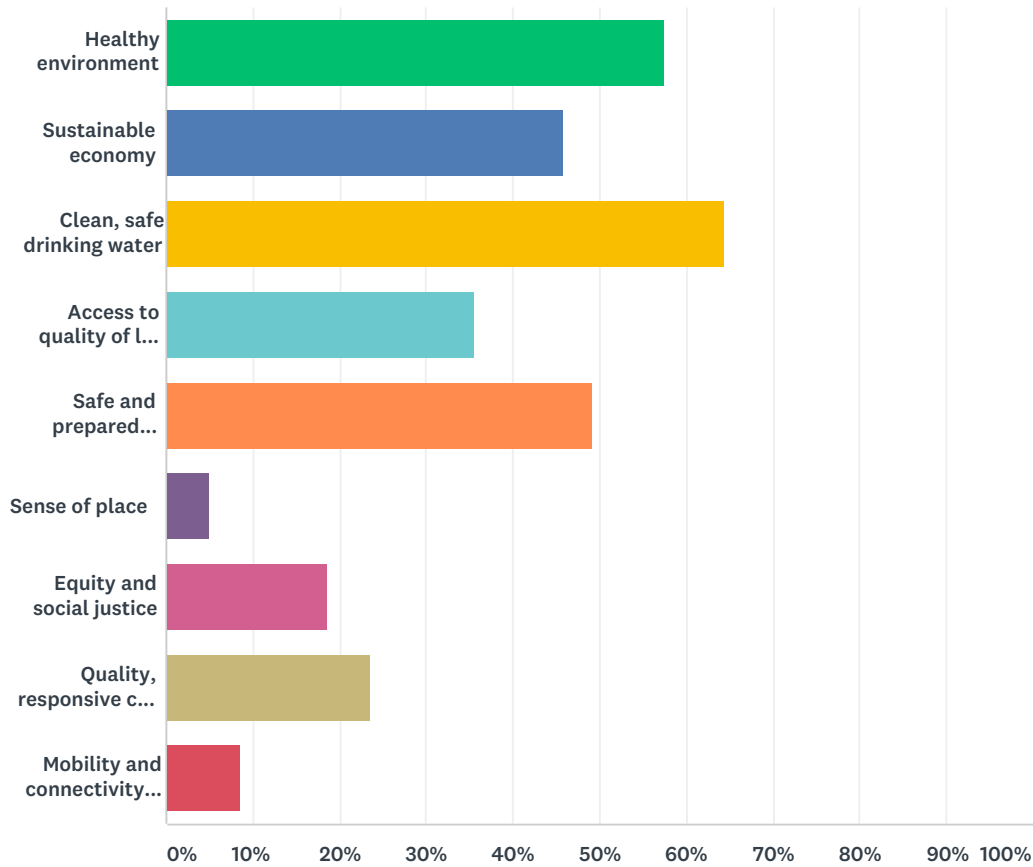
	VERY SUPPORTIVE	SUPPORTIVE	NEUTRAL	LESS SUPPORTIVE	NOT AT ALL SUPPORTIVE	TOTAL
--	-----------------	------------	---------	-----------------	-----------------------	-------

City of College Place Comprehensive Plan Survey

Police Department	26.67% 16	30.00% 18	30.00% 18	6.67% 4	6.67% 4	60
Fire Department	25.00% 15	35.00% 21	30.00% 18	3.33% 2	6.67% 4	60
Parks and Recreation	31.67% 19	35.00% 21	25.00% 15	3.33% 2	5.00% 3	60
Library	25.00% 15	30.00% 18	18.33% 11	11.67% 7	15.00% 9	60
Street improvements	36.67% 22	43.33% 26	16.67% 10	1.67% 1	1.67% 1	60
Water	30.00% 18	41.67% 25	23.33% 14	1.67% 1	3.33% 2	60
Wastewater services	20.00% 12	35.00% 21	33.33% 20	8.33% 5	3.33% 2	60

Q12 Select the three legacies that are most important to you.

Answered: 59 Skipped: 15



ANSWER CHOICES	RESPONSES	
Healthy environment	57.63%	34
Sustainable economy	45.76%	27
Clean, safe drinking water	64.41%	38
Access to quality of life amenities	35.59%	21
Safe and prepared community	49.15%	29
Sense of place	5.08%	3
Equity and social justice	18.64%	11
Quality, responsive city services	23.73%	14
Mobility and connectivity options	8.47%	5
Total Respondents: 59		

Q13 Tell us one your favorite things about College Place.

Answered: 53 Skipped: 21

#	RESPONSES	DATE
1	Relatively quiet.	2/26/2018 1:58 PM
2	It is a small quiet, safe city	2/17/2018 1:16 PM
3	WWU	2/17/2018 12:13 AM
4	Caring neighbors; feeling of community.	2/16/2018 10:19 PM
5	Friendliness, quiet, and safe	2/16/2018 12:06 PM
6	My favorite and the reason we moved here, Christian education. The reasons we stay: community, and places like Lyons Park (which is really only Lyons Park).	2/16/2018 6:16 AM
7	It's "on the move/up and coming ".	2/15/2018 12:22 PM
8	Access to neighborhood parks	2/15/2018 10:14 AM
9	It's quiet and the sense of community is improving.	2/14/2018 9:16 PM
10	It is small and quiet. I feel safer here than I do in most other cities and the people tend to be friendly.	2/13/2018 10:50 PM
11	Andy's	2/13/2018 9:59 PM
12	Great sidewalks for walking	2/13/2018 8:51 PM
13	Garrison Villages	2/13/2018 8:38 PM
14	I particularly appreciate the work done by the Public Works department in street maintenance, lawn debris removal and snow removal.	2/13/2018 7:12 PM
15	Roads are better than Walla Walla. You have a chance to avoid the mistakes WW has done. We need to build up and not out creating urban sprw!! Need to provide affordable 3-4 story apartments / condos and not ruin the country side. Mixed use office and condo buildings. Unless a big business comes here there is not much hope for well paying jobs in the valley. Young people will move to bigger cities for learning and better paying jobs and experience. Then come here to raise a family. If we are to have better paying jobs we need to attract industries that are not too harmful to the watersheds!	2/13/2018 7:02 PM
16	Small community, good parks	2/13/2018 6:53 PM
17	Andy's Market	2/13/2018 6:02 PM
18	Nice, safe feeling neighborhoods	2/13/2018 4:54 PM
19	andys market	2/13/2018 4:10 PM
20	Small town, good places to buy local food, nice to have several big business close by (i.e. Home Depot, Walmart)	2/13/2018 3:48 PM
21	Largely a peaceful place to live and close to Walla Walla.	2/13/2018 3:41 PM
22	Friendly, welcoming neighbors who help each other: sense of community over self	2/13/2018 1:45 PM
23	The City Park--need another one!	2/13/2018 1:25 PM
24	Family oriented	2/13/2018 1:20 PM
25	The small community feel, the quite streets and no traffic.	2/13/2018 1:10 PM
26	College Ave.	2/13/2018 12:54 PM
27	Friendliness	2/13/2018 11:37 AM
28	Quiet and unrushed pace	2/13/2018 11:26 AM
29	The Villages of Garrison Creek	2/13/2018 11:16 AM

City of College Place Comprehensive Plan Survey

30	College Avenue	2/13/2018 11:12 AM
31	Relatively safe environment	2/12/2018 12:42 PM
32	The small town feel.	2/11/2018 1:34 PM
33	Small, quaint, clean	2/10/2018 10:20 AM
34	It's small	2/8/2018 4:17 PM
35	Most of the people are good, upstanding people. If we have incentives to draw those types of people, we will have a good community.	2/8/2018 2:14 PM
36	Small town, quiet, safe, friendly	2/8/2018 10:48 AM
37	Andy's market!	2/8/2018 9:59 AM
38	Great schools	2/7/2018 10:46 PM
39	Paucity of violent crime.	2/6/2018 8:43 PM
40	Excellent public K12 school system!	2/4/2018 8:55 PM
41	small town feel	2/1/2018 11:16 AM
42	I like how I feel safe here. I don't worry about my house or car being broken into. Walking down the street feels safe at any time of day or night.	1/31/2018 2:33 PM
43	the new high school	1/31/2018 12:42 PM
44	The sense of community with WWU	1/30/2018 9:02 PM
45	Slow speeds, Walmart parking lot	1/30/2018 5:25 PM
46	It is a quiet, with a sense of safety, community.	1/29/2018 4:38 PM
47	parks	1/29/2018 10:06 AM
48	College Avenue rehab is great. Also, new community events are awesome!	1/28/2018 9:55 PM
49	Quite and friendly neighborhood	1/27/2018 9:44 AM
50	Walla Walla University	1/26/2018 9:38 PM
51	Quiet	1/26/2018 8:30 PM
52	I love the calm pace of life, the space to stretch and relax and the cleanliness of the streets	1/26/2018 6:42 PM
53	Able to use WWU pool for swimming.	1/26/2018 5:29 PM

Q14 Tell us one thing you would change about College Place.

Answered: 55 Skipped: 19

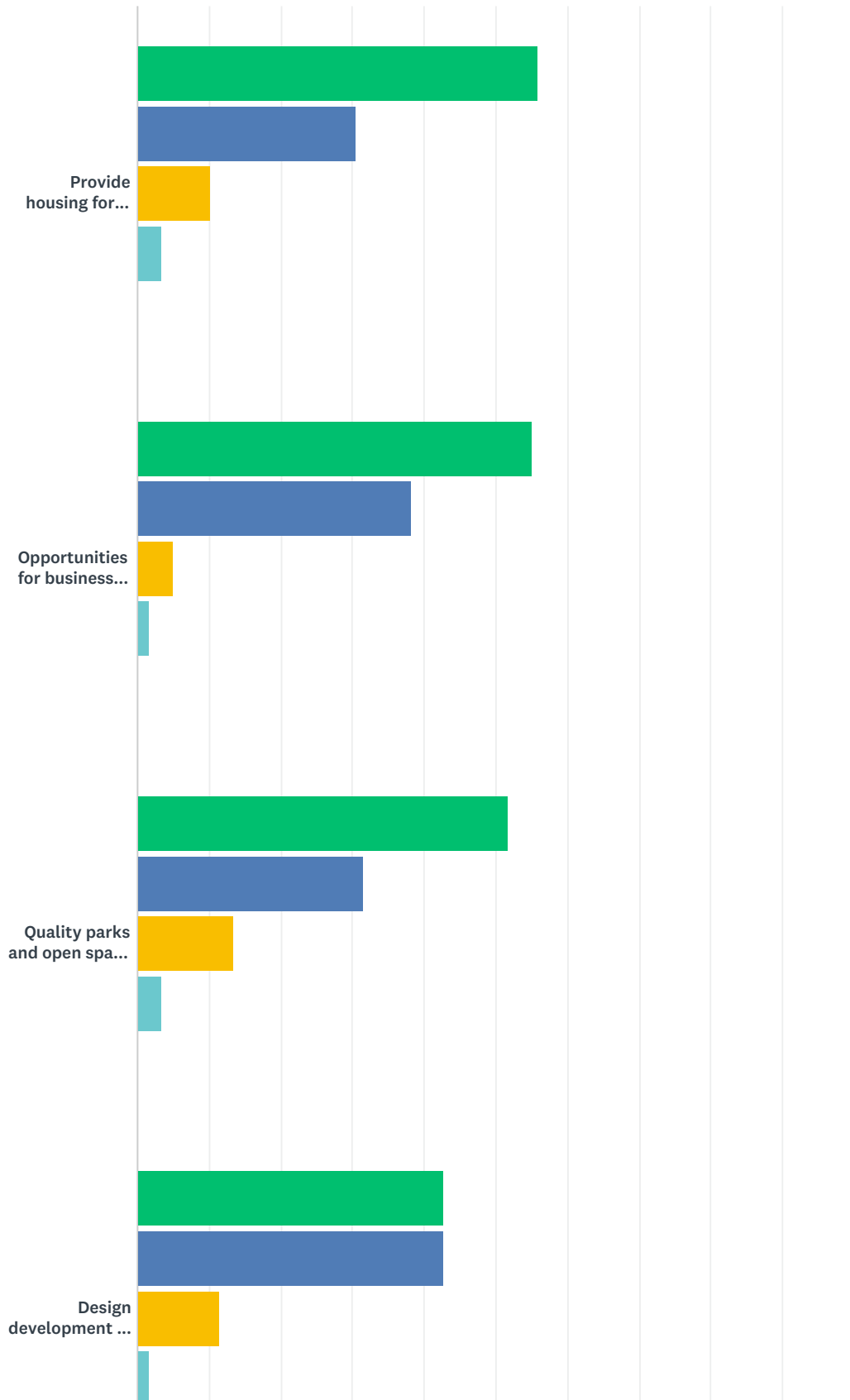
#	RESPONSES	DATE
1	Affordable places to go out and eat locally.	2/26/2018 1:58 PM
2	Lower taxes...less school levies!	2/17/2018 1:16 PM
3	Bad roads	2/17/2018 12:13 AM
4	More community events and businesses like Costco, Fred Meyer, Trader Joes.	2/16/2018 10:19 PM
5	Better sidewalks	2/16/2018 12:06 PM
6	The plans to punch through 4th St., College Ave doesn't allow for safe street parking, the small streets (1st -4th) are full of potholes and don't allow (1st-3rd) for two-way traffic and street parking, bike and walking trails, library access	2/16/2018 6:16 AM
7	Better restaurant options.	2/15/2018 12:22 PM
8	Safety of playgrounds in the parks. Terribly unsafe right now at Lions Park!	2/15/2018 10:14 AM
9	More resources for kids. Parks and rec separate from Walla Walla. Need more day cares. Stuff for middle school aged kids to do. Parks, library, community center.	2/14/2018 9:16 PM
10	More recreational activities would be nice (better playgrounds, kids sports programs, etc...).	2/13/2018 10:50 PM
11	Additional upscale eateries and businesses.	2/13/2018 9:59 PM
12	Needs more affordable housing	2/13/2018 8:51 PM
13	more cafes	2/13/2018 8:38 PM
14	I would like to see more dedicated bicycle lanes.	2/13/2018 7:12 PM
15	As above	2/13/2018 7:02 PM
16	More recreation, more retail businesses at edges of city	2/13/2018 6:53 PM
17	The houses look shabby and run down. I'd like to see the downtown area fixed up with cute shops and restaurants.	2/13/2018 6:02 PM
18	more parks/walking areas, more cohesive neighborhoods	2/13/2018 4:54 PM
19	repair roads	2/13/2018 4:10 PM
20	Far flung commercial centers	2/13/2018 3:52 PM
21	Continue putting in hike/bike sidewalks and increasing businesses for more places to work	2/13/2018 3:48 PM
22	Slow growth of unsightly and useless retail.	2/13/2018 3:41 PM
23	I worry about its retention of autonomy next to tourism-driven Walla Walla	2/13/2018 1:45 PM
24	Move the businesses off College Avenue and place them where they are in a more connected area.	2/13/2018 1:25 PM
25	More multi use facilities	2/13/2018 1:20 PM
26	The closed on Saturdays religious observance forced on citizens.	2/13/2018 1:10 PM
27	clean up	2/13/2018 12:54 PM
28	More 4-way stops and/or signals at crucial intersections	2/13/2018 11:37 AM
29	Clean up rundown properties and remove junk	2/13/2018 11:30 AM
30	Neighborhood improvements	2/13/2018 11:26 AM
31	Many Mayors back was told they would clean up the JUNK environment in CP - still as UGLY as ever!	2/13/2018 11:16 AM

City of College Place Comprehensive Plan Survey

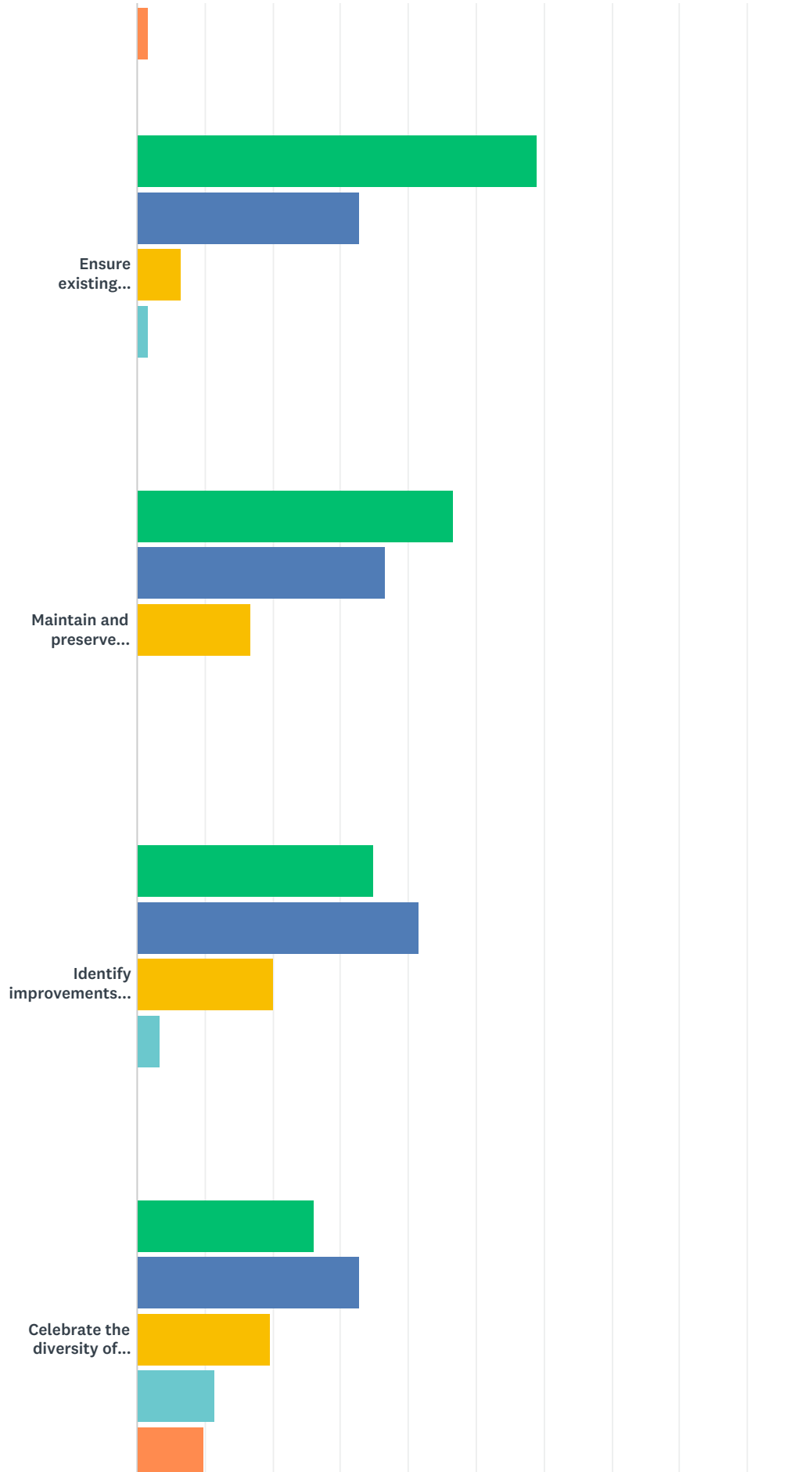
32	Needs more things open on Sabbath.	2/13/2018 11:12 AM
33	Rental owner's keeping properties tidy	2/12/2018 12:42 PM
34	Safer intersections at Larch and Whitman and at Larch and 12th.	2/11/2018 1:34 PM
35	I would make attempts to creat more of a business centric downtown area. Attempt to grow and attract businesses, restaurants into that area. Perhaps start incubators.	2/10/2018 10:20 AM
36	a more obvious downtown - stores located together in a "shoppable" area	2/8/2018 4:17 PM
37	Run down multi-family units where police is often present that do not add to a sense of security to surrounding family homes.	2/8/2018 2:14 PM
38	Add sidewalks and wheelchair accessible curbs on main thoroughfares (like 4th and 6th and 8th)	2/8/2018 10:48 AM
39	Better upkeep of older homes and yards, especially on College Avenue. Better grounds upkeep under playground equipment at Lions Park.	2/8/2018 9:59 AM
40	Needs more restaurants (but not fast food)	2/7/2018 10:46 PM
41	Need gas stations that are open on Saturday.	2/6/2018 8:43 PM
42	greater community unity (as someone who is not part of the adventist community)	2/1/2018 11:16 AM
43	Repave the streets that are in the worst condition.	1/31/2018 2:33 PM
44	clean up dumpy residences	1/31/2018 12:42 PM
45	Affordable public library access for CP residents	1/30/2018 9:02 PM
46	Need for a sleeping center for all. More housing	1/30/2018 5:25 PM
47	More than one park.	1/29/2018 4:38 PM
48	make it safer to walk/bike longer distances	1/29/2018 10:06 AM
49	Need more of an identity. Also, need to work on affordable housing.	1/28/2018 9:55 PM
50	More parks, trails, bike routes	1/27/2018 9:44 AM
51	Crappy roads	1/26/2018 9:38 PM
52	The roads! Elm Avenue is horrible!!!	1/26/2018 8:30 PM
53	The mess around so many homes; since Ammon was mayor have heard how the town was going to be cleaned up. Have a few more items.	1/26/2018 7:28 PM
54	The dark streets/poor street lighting.	1/26/2018 6:42 PM
55	Have a CP library	1/26/2018 5:29 PM

Q15 How important is each Quality of Life category to you?

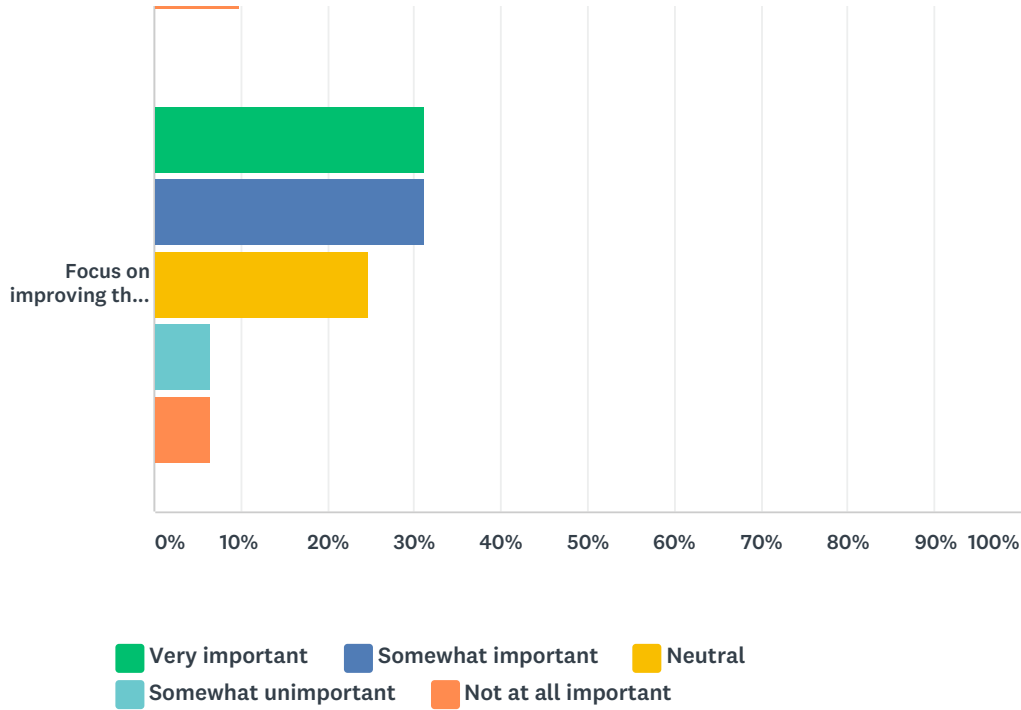
Answered: 61 Skipped: 13



City of College Place Comprehensive Plan Survey



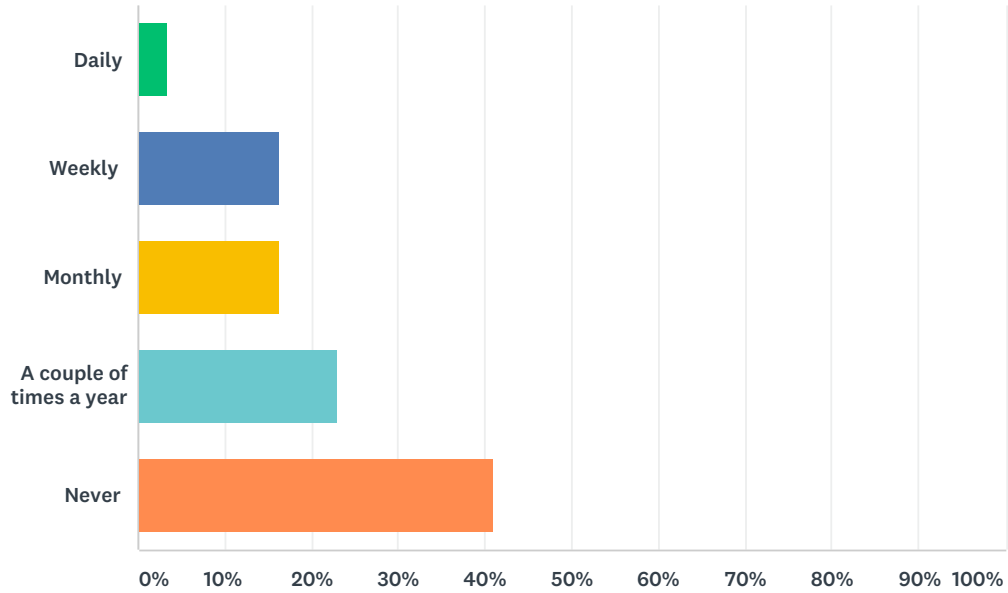
City of College Place Comprehensive Plan Survey



	VERY IMPORTANT	SOMEWHAT IMPORTANT	NEUTRAL	SOMEWHAT UNIMPORTANT	NOT AT ALL IMPORTANT	TOTAL
Provide housing for people in all stages of life.	55.93% 33	30.51% 18	10.17% 6	3.39% 2	0.00% 0	59
Opportunities for business and employment growth.	55.00% 33	38.33% 23	5.00% 3	1.67% 1	0.00% 0	60
Quality parks and open space is available.	51.67% 31	31.67% 19	13.33% 8	3.33% 2	0.00% 0	60
Design development to be attractive.	42.62% 26	42.62% 26	11.48% 7	1.64% 1	1.64% 1	61
Ensure existing properties be maintained and look attractive.	59.02% 36	32.79% 20	6.56% 4	1.64% 1	0.00% 0	61
Maintain and preserve established neighborhoods.	46.67% 28	36.67% 22	16.67% 10	0.00% 0	0.00% 0	60
Identify improvements important to each neighborhood.	35.00% 21	41.67% 25	20.00% 12	3.33% 2	0.00% 0	60
Celebrate the diversity of College Place residents.	26.23% 16	32.79% 20	19.67% 12	11.48% 7	9.84% 6	61
Focus on improving the health of College Place residents.	31.15% 19	31.15% 19	24.59% 15	6.56% 4	6.56% 4	61

Q16 How often do you go to the Library?

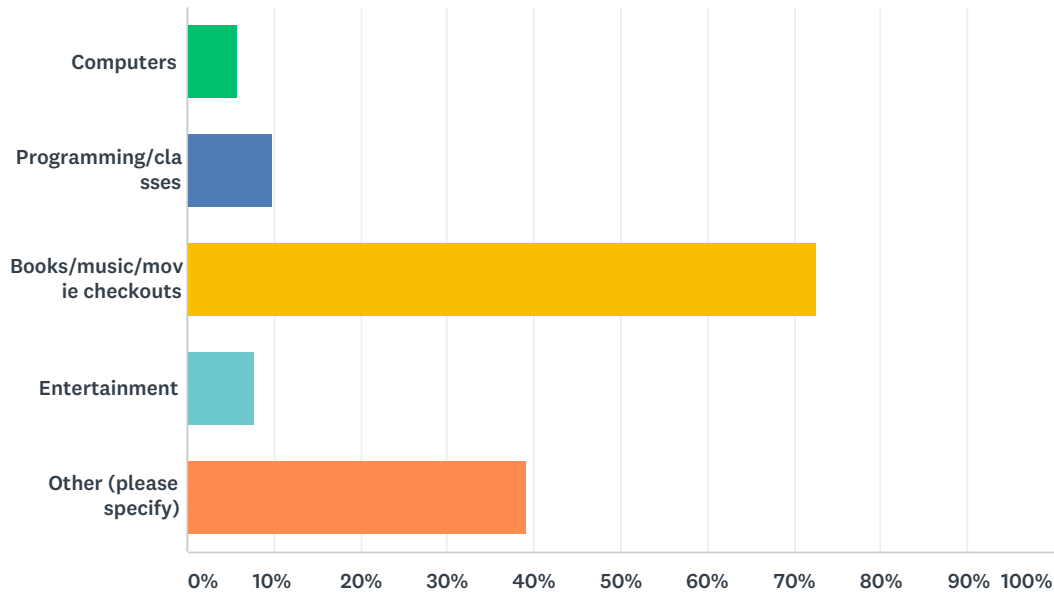
Answered: 61 Skipped: 13



ANSWER CHOICES	RESPONSES	
Daily	3.28%	2
Weekly	16.39%	10
Monthly	16.39%	10
A couple of times a year	22.95%	14
Never	40.98%	25
TOTAL		61

Q17 What do you enjoy at the Library?

Answered: 51 Skipped: 23



ANSWER CHOICES	RESPONSES	
Computers	5.88%	3
Programming/classes	9.80%	5
Books/music/movie checkouts	72.55%	37
Entertainment	7.84%	4
Other (please specify)	39.22%	20
Total Respondents: 51		

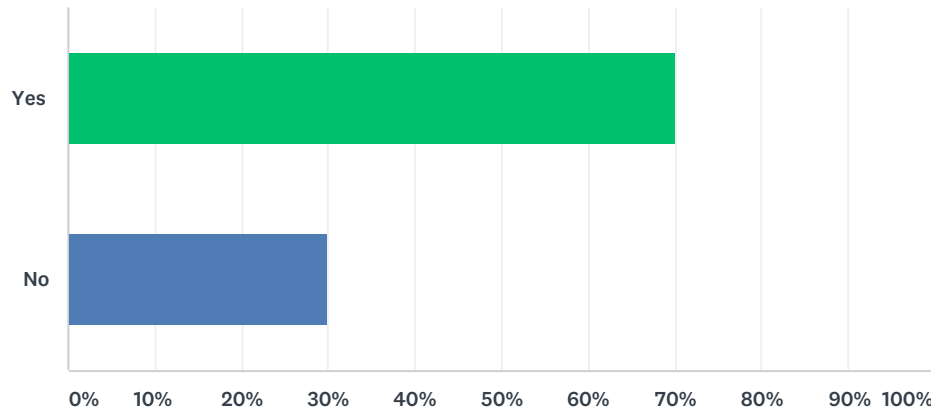
#	OTHER (PLEASE SPECIFY)	DATE
1	Place to study	2/17/2018 12:13 AM
2	Have gone to WW Library, not the one in College Place.	2/16/2018 10:19 PM
3	Lectures	2/16/2018 6:16 AM
4	I was a member of the library in WW. Did not know we had one in College Place.	2/13/2018 7:02 PM
5	N/A	2/13/2018 4:54 PM
6	E-book availability for reading on my mobile device	2/13/2018 3:52 PM
7	I work at a library so really enjoy everything that is offered	2/13/2018 3:48 PM
8	interlibrary loan	2/13/2018 1:45 PM
9	Skip	2/13/2018 1:25 PM
10	NA	2/13/2018 1:20 PM
11	Not applicable	2/13/2018 11:37 AM
12	Do not go - everything is available on Internet	2/13/2018 11:16 AM
13	See # 16	2/12/2018 12:42 PM

City of College Place Comprehensive Plan Survey

14	kids play area and kids books	2/8/2018 4:17 PM
15	Historic materials	2/6/2018 8:43 PM
16	are you referring to the City of Walla Walla Library or the Rural Library?	2/1/2018 11:16 AM
17	I read kindle books and have internet at home	1/31/2018 12:42 PM
18	Children's Story Hour/ play area	1/30/2018 9:02 PM
19	Library is not needed. There is a county library	1/26/2018 9:38 PM
20	don't go, easier to get info in the Internet	1/26/2018 7:28 PM

Q18 Are you in support of joining a library district?

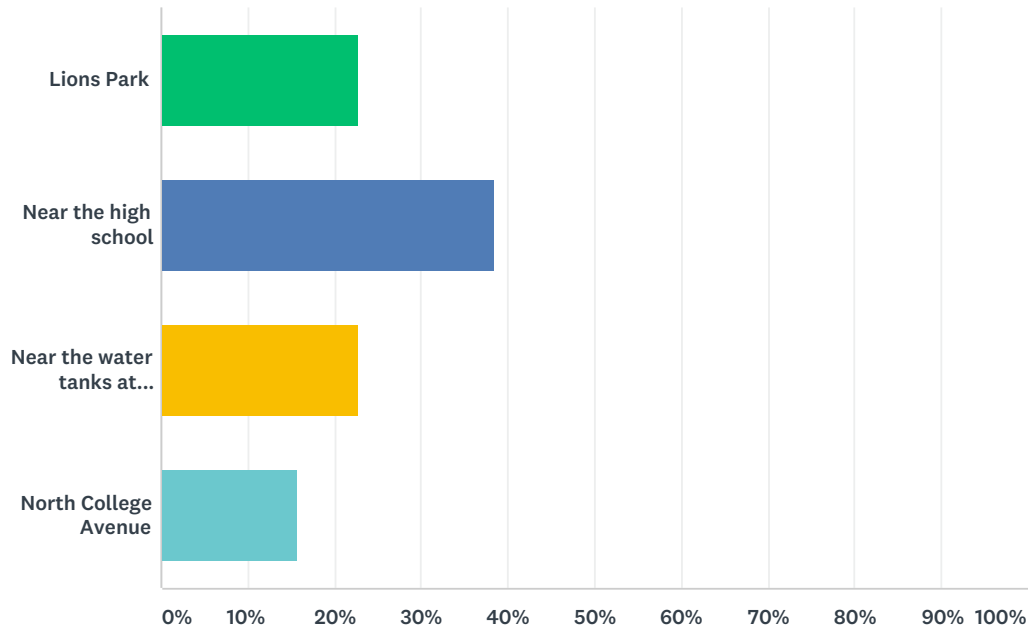
Answered: 60 Skipped: 14



ANSWER CHOICES	RESPONSES	
Yes	70.00%	42
No	30.00%	18
TOTAL		60

Q19 Which location would you prefer for a library in College Place?

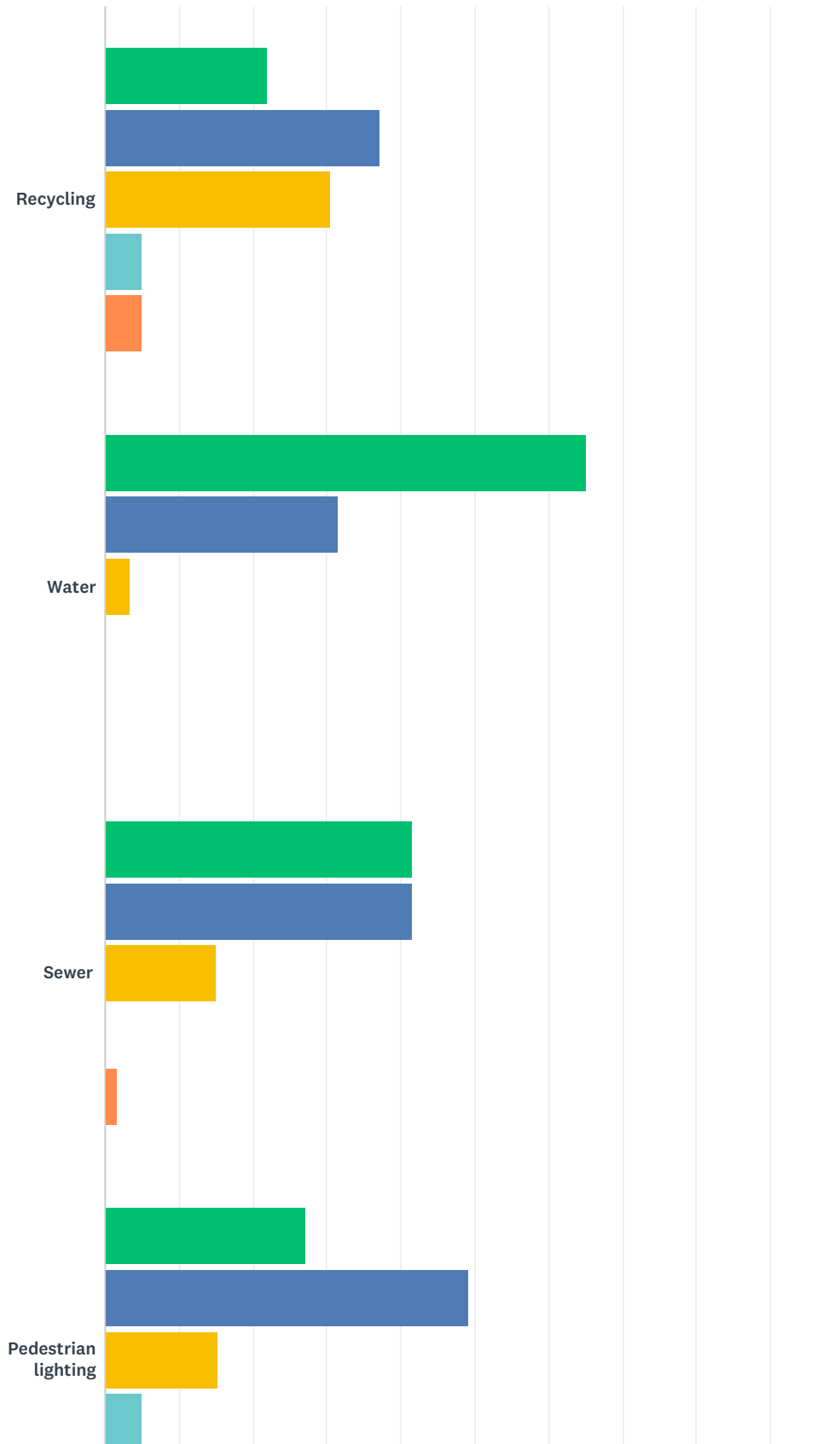
Answered: 57 Skipped: 17



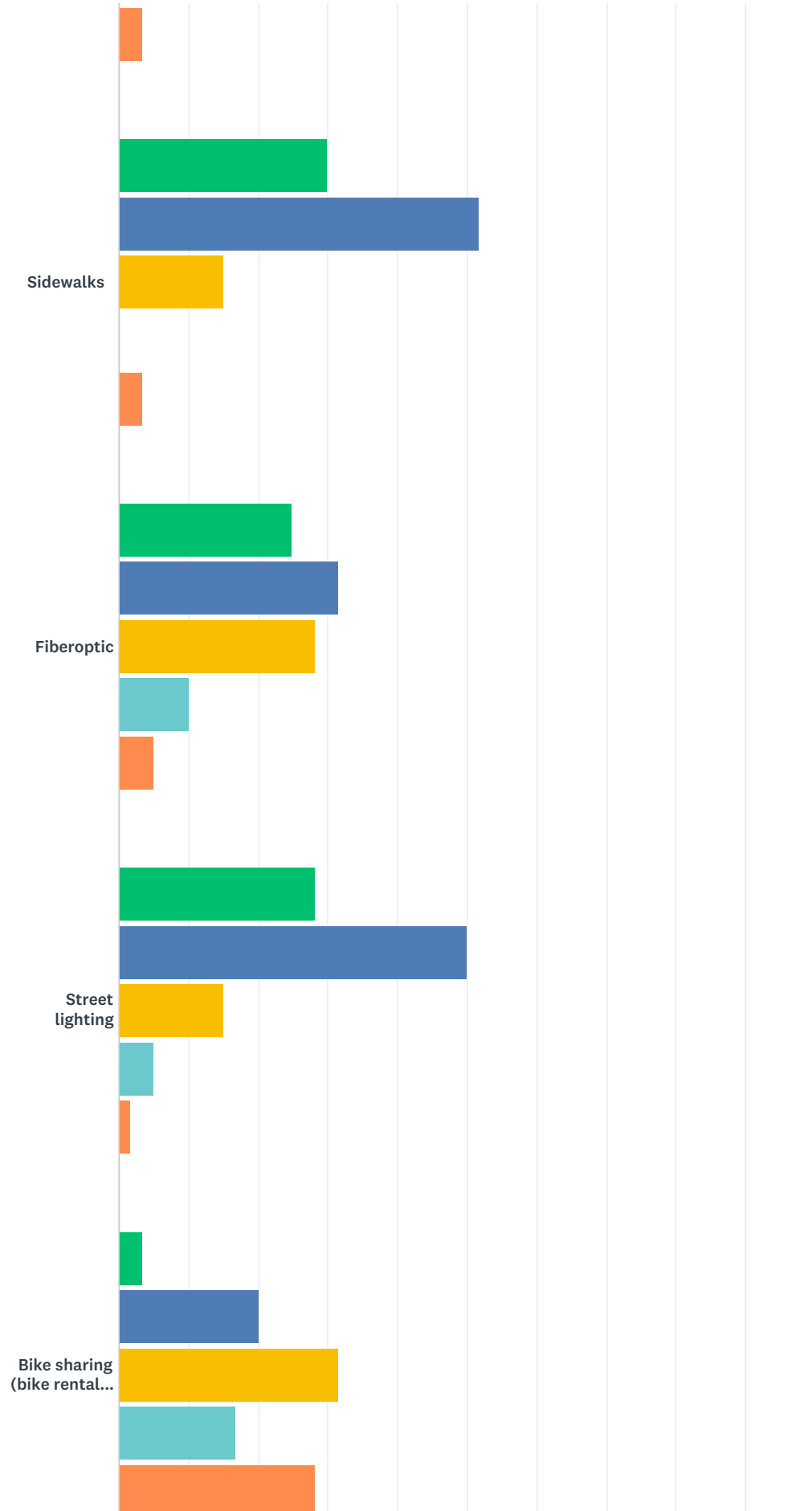
ANSWER CHOICES	RESPONSES	
Lions Park	22.81%	13
Near the high school	38.60%	22
Near the water tanks at Whitman Drive and Maple Avenue	22.81%	13
North College Avenue	15.79%	9
TOTAL		57

Q20 What should the City prioritize their resources on?

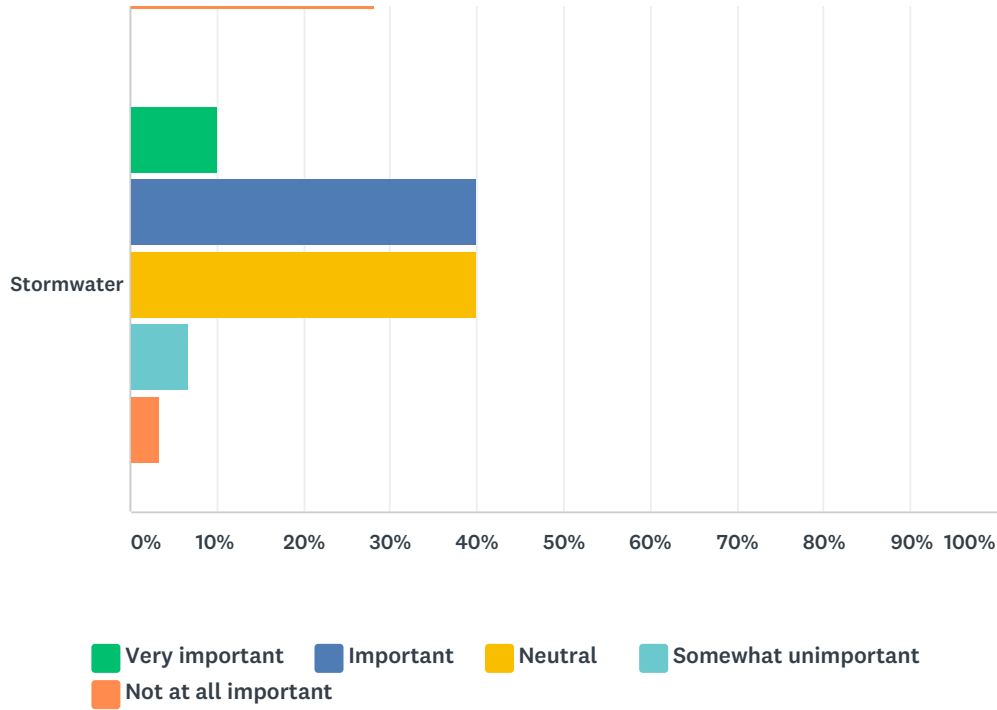
Answered: 60 Skipped: 14



City of College Place Comprehensive Plan Survey



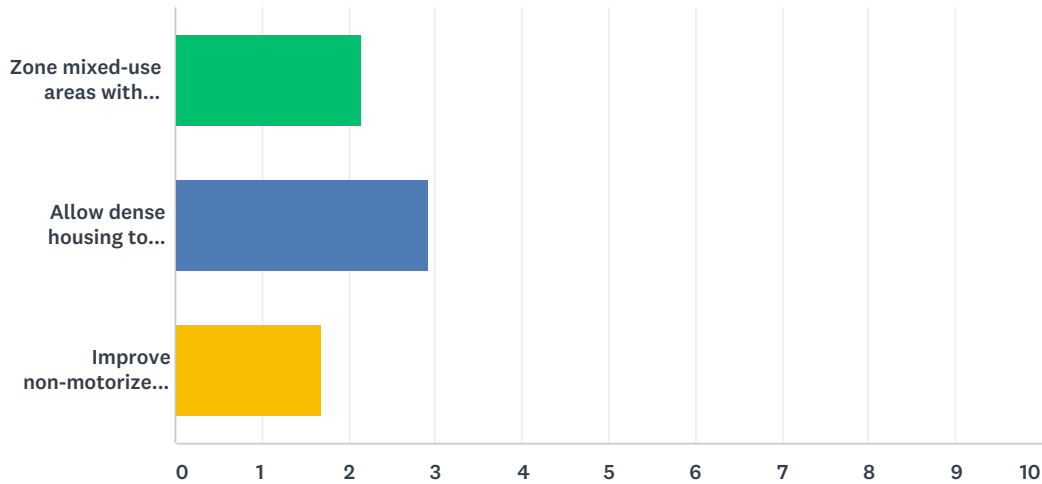
City of College Place Comprehensive Plan Survey



	VERY IMPORTANT	IMPORTANT	NEUTRAL	SOMEWHAT UNIMPORTANT	NOT AT ALL IMPORTANT	TOTAL
Recycling	22.03% 13	37.29% 22	30.51% 18	5.08% 3	5.08% 3	59
Water	65.00% 39	31.67% 19	3.33% 2	0.00% 0	0.00% 0	60
Sewer	41.67% 25	41.67% 25	15.00% 9	0.00% 0	1.67% 1	60
Pedestrian lighting	27.12% 16	49.15% 29	15.25% 9	5.08% 3	3.39% 2	59
Sidewalks	30.00% 18	51.67% 31	15.00% 9	0.00% 0	3.33% 2	60
Fiberoptic	25.00% 15	31.67% 19	28.33% 17	10.00% 6	5.00% 3	60
Street lighting	28.33% 17	50.00% 30	15.00% 9	5.00% 3	1.67% 1	60
Bike sharing (bike rental service)	3.33% 2	20.00% 12	31.67% 19	16.67% 10	28.33% 17	60
Stormwater	10.00% 6	40.00% 24	40.00% 24	6.67% 4	3.33% 2	60

Q21 How can the City decrease single occupancy vehicle trips?

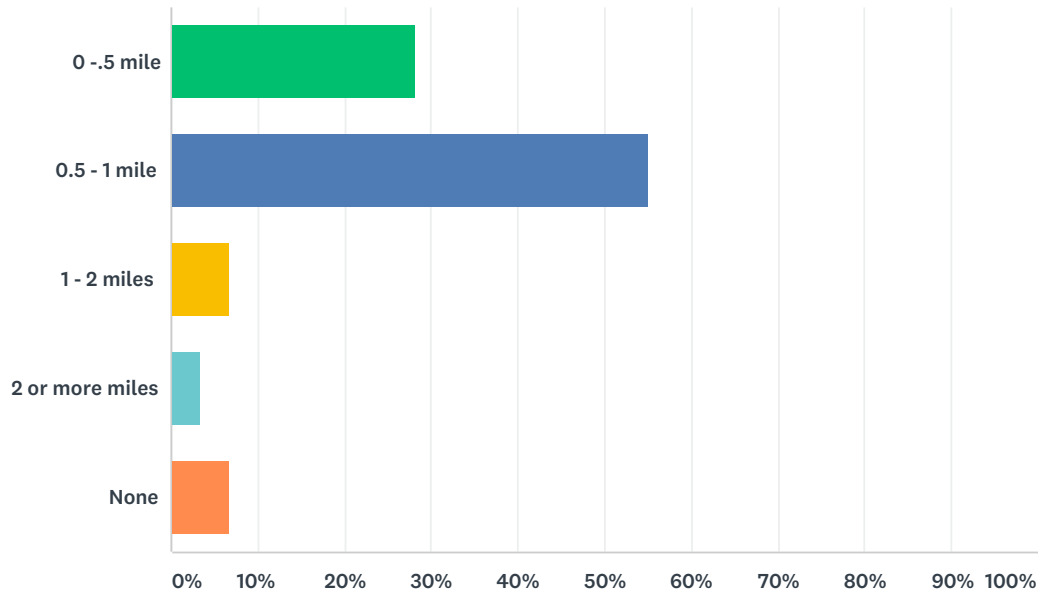
Answered: 54 Skipped: 20



	(NO LABEL)	(NO LABEL)	(NO LABEL)	(NO LABEL)	(NO LABEL)	TOTAL	WEIGHTED AVERAGE
Zone mixed-use areas with access to housing and businesses.	34.78% 16	34.78% 16	19.57% 9	2.17% 1	8.70% 4	46	2.15
Allow dense housing to support better bus service.	19.57% 9	23.91% 11	23.91% 11	8.70% 4	23.91% 11	46	2.93
Improve non-motorized transportation (sidewalks, trails, bike lanes, or bus pull-outs).	55.56% 30	29.63% 16	7.41% 4	3.70% 2	3.70% 2	54	1.70

Q22 How far are you willing to walk to stores and services?

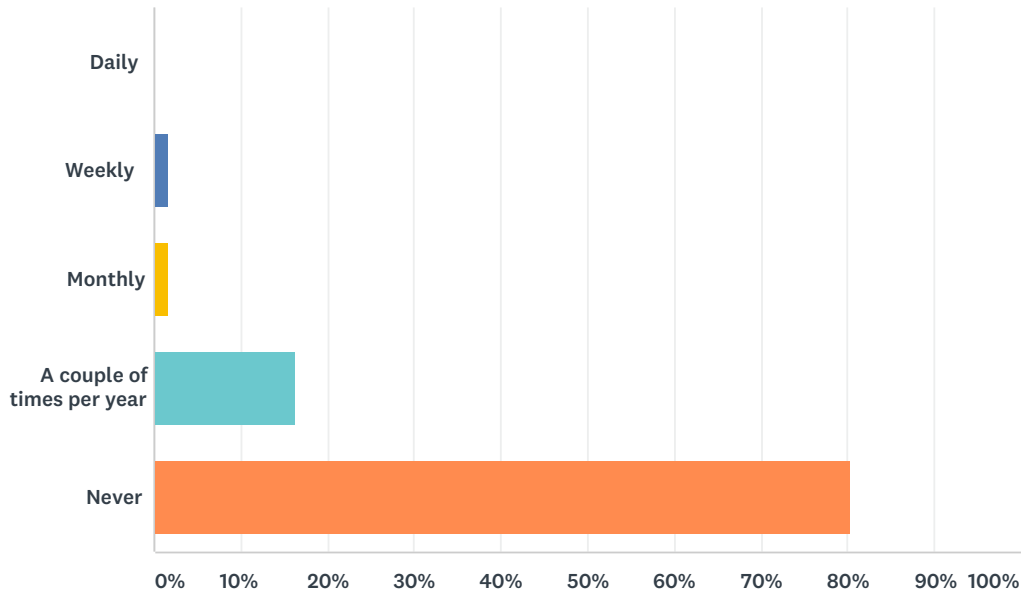
Answered: 60 Skipped: 14



ANSWER CHOICES	RESPONSES	
0-.5 mile	28.33%	17
0.5-1 mile	55.00%	33
1-2 miles	6.67%	4
2 or more miles	3.33%	2
None	6.67%	4
TOTAL		60

Q23 How often do you use Valley Transit?

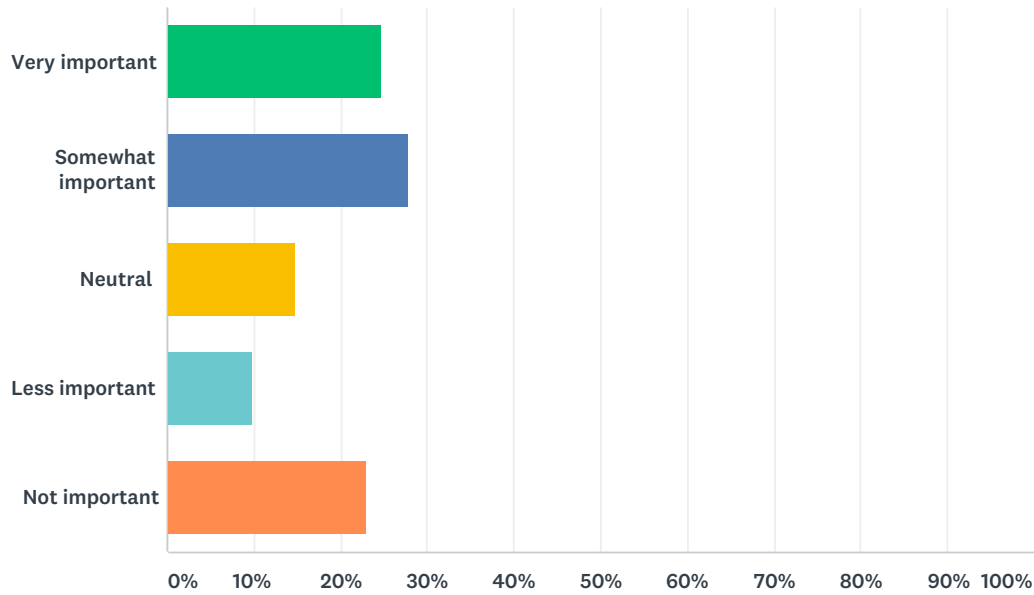
Answered: 61 Skipped: 13



ANSWER CHOICES	RESPONSES	
Daily	0.00%	0
Weekly	1.64%	1
Monthly	1.64%	1
A couple of times per year	16.39%	10
Never	80.33%	49
TOTAL		61

Q24 How important is easy access to public transportation?

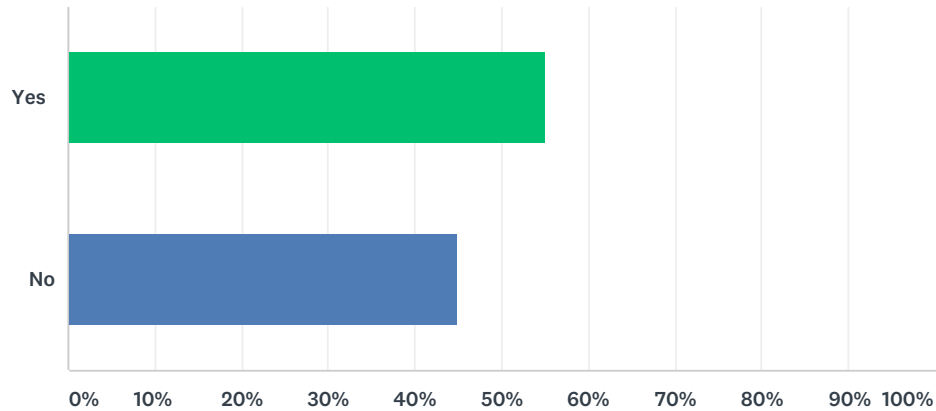
Answered: 61 Skipped: 13



ANSWER CHOICES	RESPONSES	
Very important	24.59%	15
Somewhat important	27.87%	17
Neutral	14.75%	9
Less important	9.84%	6
Not important	22.95%	14
TOTAL		61

Q25 Do you support a road diet (lane reduction) to improve traffic flow and non-motorized traffic safety?

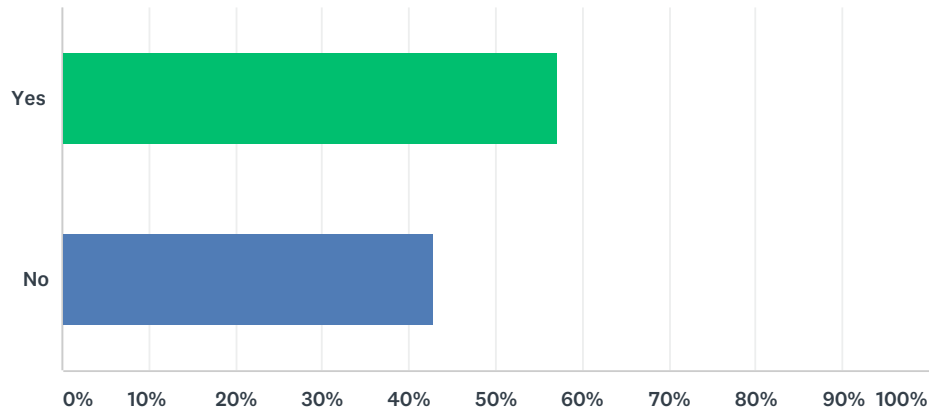
Answered: 60 Skipped: 14



ANSWER CHOICES	RESPONSES	
Yes	55.00%	33
No	45.00%	27
TOTAL		60

Q26 Do you think there is a need for more parking near the University?

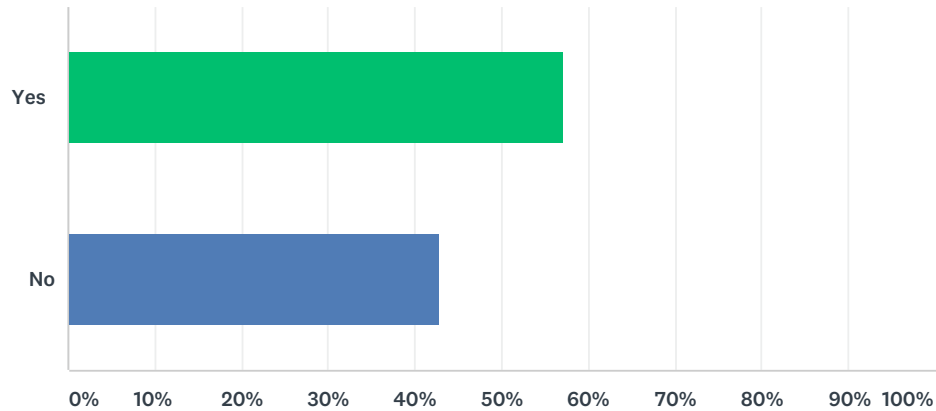
Answered: 56 Skipped: 18



ANSWER CHOICES	RESPONSES	
Yes	57.14%	32
No	42.86%	24
TOTAL		56

Q27 Thinking longterm, is there a need for an alternate North/South route west of College Avenue?

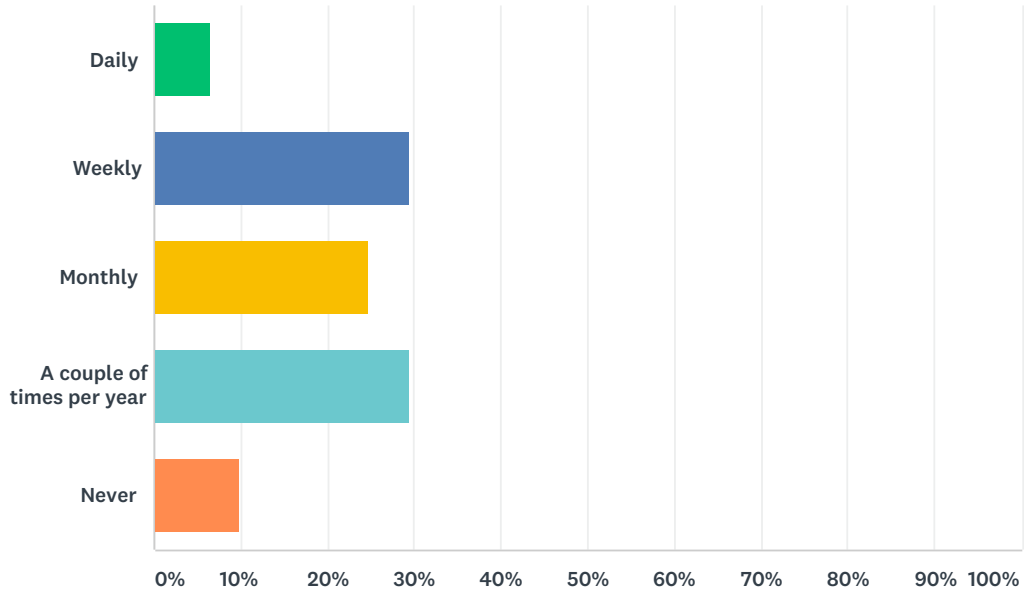
Answered: 56 Skipped: 18



ANSWER CHOICES		RESPONSES	
Yes		57.14%	32
No		42.86%	24
TOTAL			56

Q28 How often do you visit a City Park?

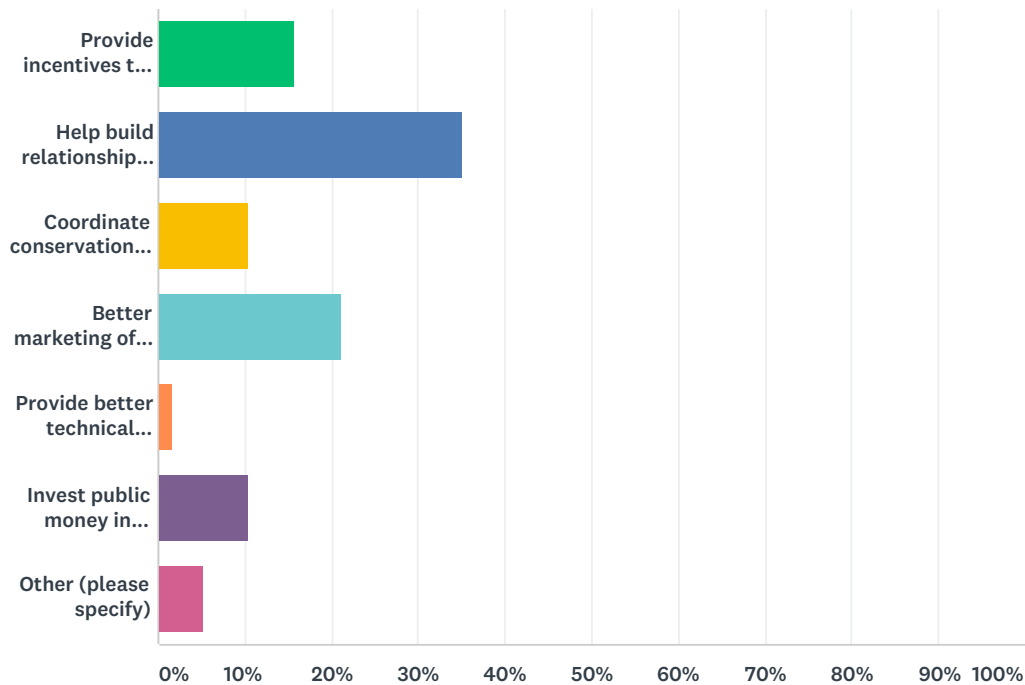
Answered: 61 Skipped: 13



ANSWER CHOICES	RESPONSES	
Daily	6.56%	4
Weekly	29.51%	18
Monthly	24.59%	15
A couple of times per year	29.51%	18
Never	9.84%	6
TOTAL		61

Q29 How best can the City promote effective management and conservation of agricultural resources?

Answered: 57 Skipped: 17

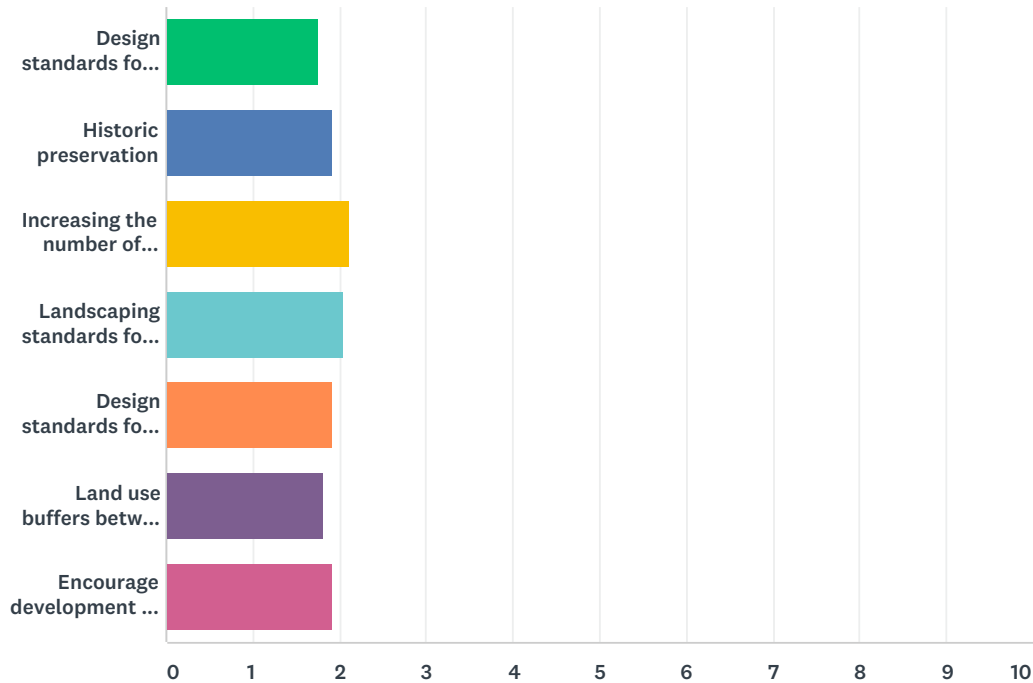


ANSWER CHOICES	RESPONSES	
Provide incentives to farmers to continue farming.	15.79%	9
Help build relationships with private businesses, farming groups and government.	35.09%	20
Coordinate conservation efforts.	10.53%	6
Better marketing of local agricultural products.	21.05%	12
Provide better technical assistance to farmers.	1.75%	1
Invest public money in co-ops, processing facilities or distribution networks.	10.53%	6
Other (please specify)	5.26%	3
TOTAL		57

#	OTHER (PLEASE SPECIFY)	DATE
1	Not city concern	2/17/2018 12:13 AM
2	Not the City's business. Are there any farms in the city?	1/26/2018 9:38 PM
3	This survey does not fit the demographics of CP. Plant trees on - potential for big expenses; Decide we ALL need huge garbage cans; many single resident homes. Huge increase in water/sewer. We are a small community, logically look at the above categories what significance are they to our community - should at least be something for the County to oversee!	1/26/2018 7:28 PM

Q30 Please rate the importance of each of the following land use priorities.

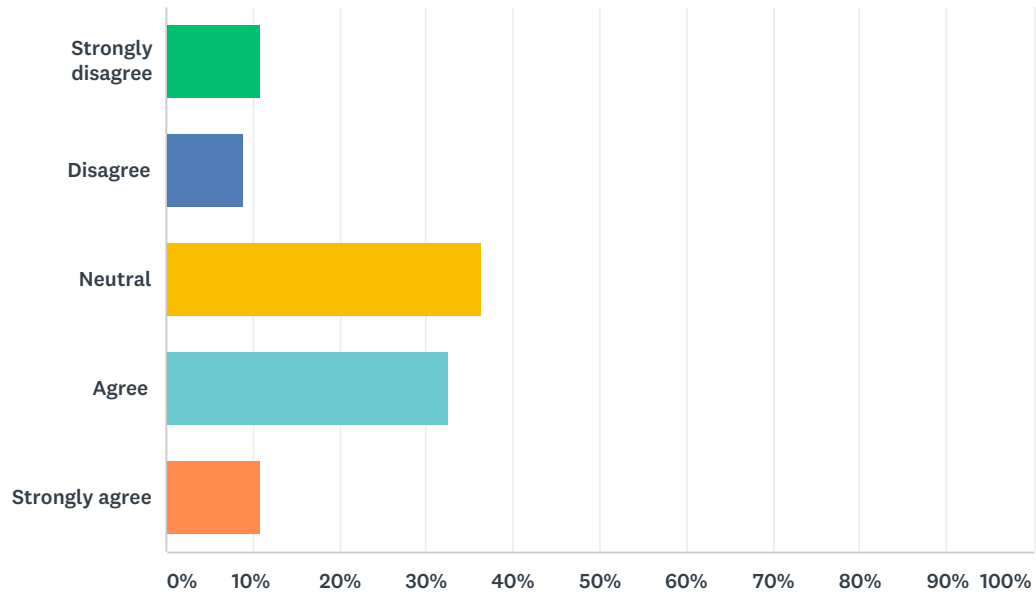
Answered: 59 Skipped: 15



	VERY IMPORTANT	SOMEWHAT IMPORTANT	NEUTRAL	SOMEWHAT UNIMPORTANT	NOT AT ALL IMPORTANT	TOTAL	WEIGHTED AVERAGE
Design standards for residential development	50.85% 30	28.81% 17	15.25% 9	3.39% 2	1.69% 1	59	1.76
Historic preservation	32.20% 19	50.85% 30	10.17% 6	6.78% 4	0.00% 0	59	1.92
Increasing the number of street trees	27.59% 16	44.83% 26	18.97% 11	5.17% 3	3.45% 2	58	2.12
Landscaping standards for commercial development	33.90% 20	33.90% 20	25.42% 15	6.78% 4	0.00% 0	59	2.05
Design standards for commercial buildings	37.29% 22	38.98% 23	18.64% 11	5.08% 3	0.00% 0	59	1.92
Land use buffers between residential and commercial development	44.07% 26	35.59% 21	15.25% 9	5.08% 3	0.00% 0	59	1.81
Encourage development of vacant and under-utilized property	42.37% 25	37.29% 22	10.17% 6	5.08% 3	5.08% 3	59	1.93

Q31 The City should encourage more infill development.

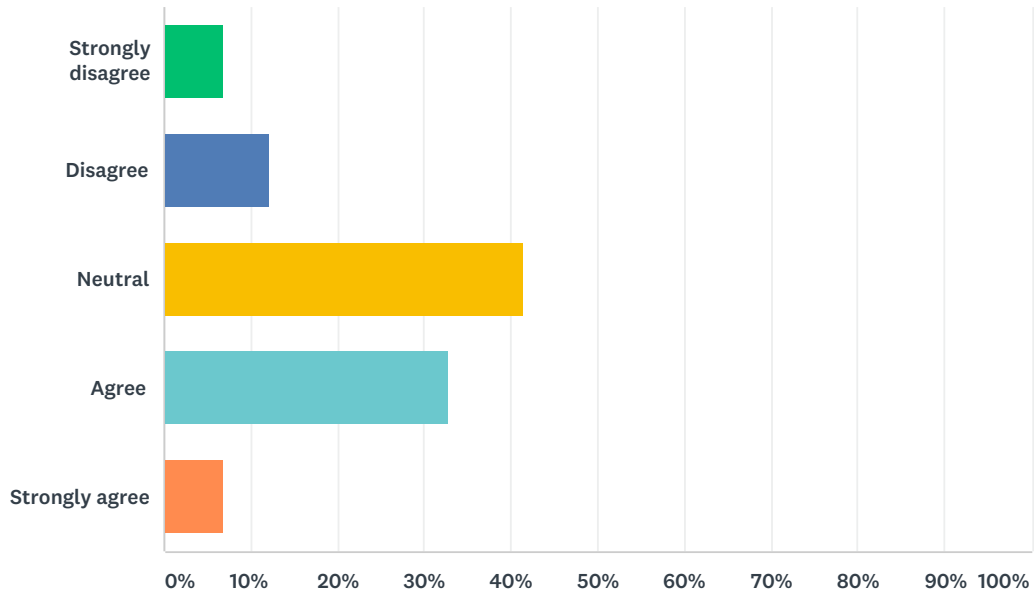
Answered: 55 Skipped: 19



ANSWER CHOICES	RESPONSES	
Strongly disagree	10.91%	6
Disagree	9.09%	5
Neutral	36.36%	20
Agree	32.73%	18
Strongly agree	10.91%	6
TOTAL		55

Q32 The City should encourage property owners in the Urban Growth Area (UGA) to annex into the city.

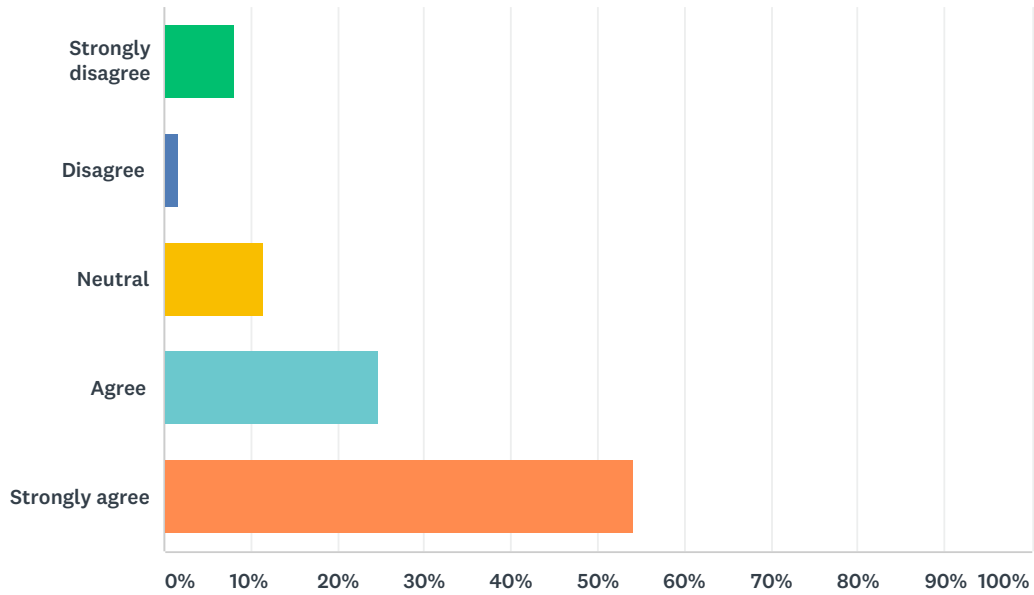
Answered: 58 Skipped: 16



ANSWER CHOICES	RESPONSES	
Strongly disagree	6.90%	4
Disagree	12.07%	7
Neutral	41.38%	24
Agree	32.76%	19
Strongly agree	6.90%	4
TOTAL		58

Q33 The City should address run down nuisance properties, run down buildings, weed lots and junk vehicles.

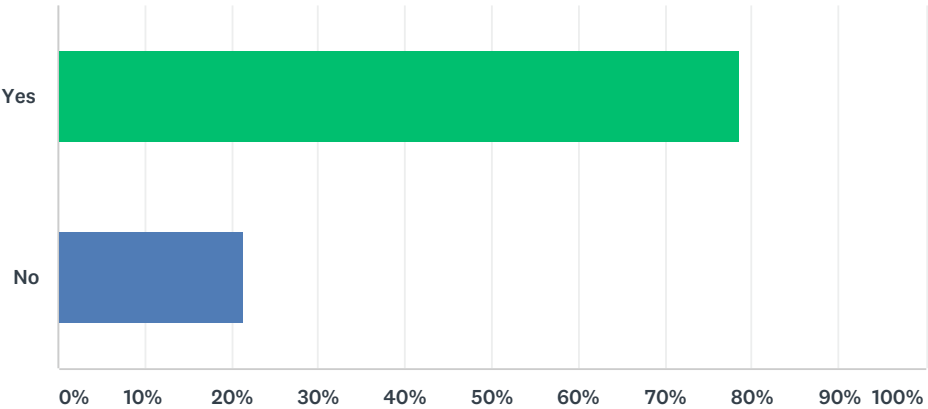
Answered: 61 Skipped: 13



ANSWER CHOICES	RESPONSES	
Strongly disagree	8.20%	5
Disagree	1.64%	1
Neutral	11.48%	7
Agree	24.59%	15
Strongly agree	54.10%	33
TOTAL		61

Q34 Should the City allow food trucks, carts and pop-up shops?

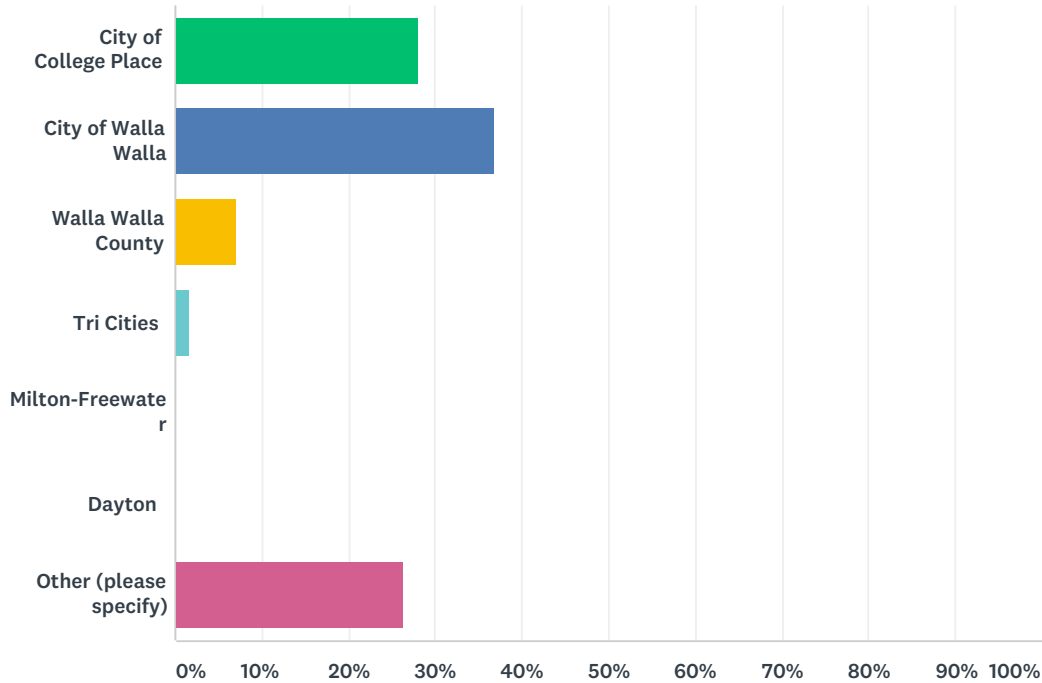
Answered: 61 Skipped: 13



ANSWER CHOICES		RESPONSES	
Yes		78.69%	48
No		21.31%	13
TOTAL			61

Q35 Where do you work?

Answered: 57 Skipped: 17



ANSWER CHOICES	RESPONSES	
City of College Place	28.07%	16
City of Walla Walla	36.84%	21
Walla Walla County	7.02%	4
Tri Cities	1.75%	1
Milton-Freewater	0.00%	0
Dayton	0.00%	0
Other (please specify)	26.32%	15
TOTAL		57

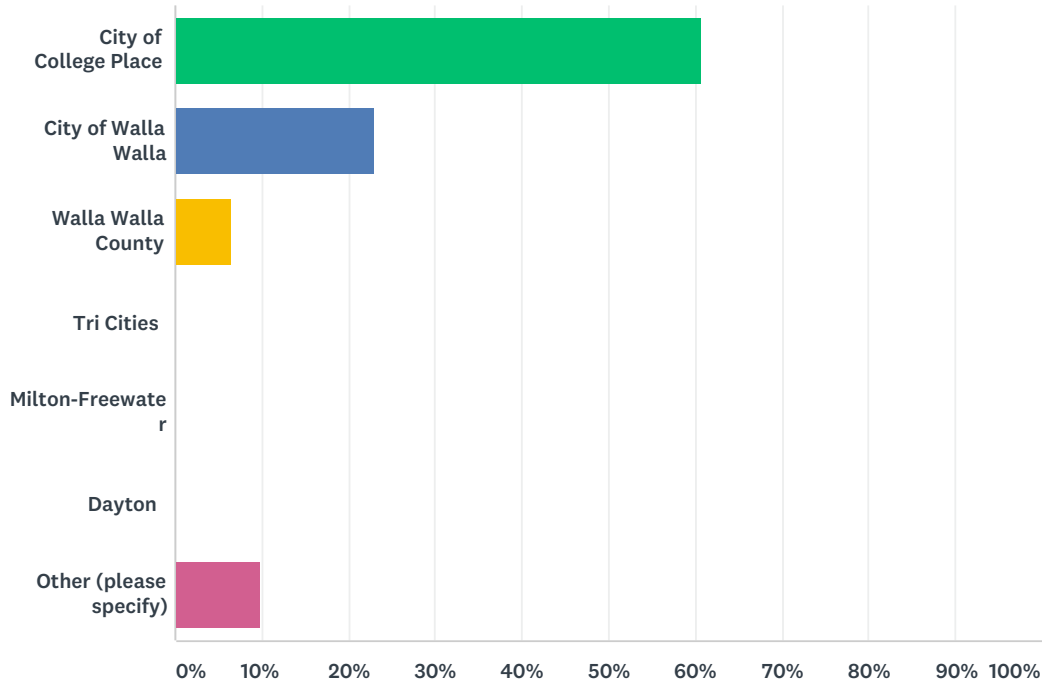
#	OTHER (PLEASE SPECIFY)	DATE
1	Retired	2/17/2018 1:16 PM
2	retired	2/16/2018 10:19 PM
3	Retired	2/15/2018 12:22 PM
4	Unemployed currently	2/15/2018 10:14 AM
5	retired	2/13/2018 9:59 PM
6	retired	2/13/2018 8:38 PM
7	Retired	2/13/2018 7:12 PM
8	Travel the state of WA	2/13/2018 6:02 PM
9	retired	2/13/2018 1:45 PM

City of College Place Comprehensive Plan Survey

10	retired	2/13/2018 1:25 PM
11	Retired	2/13/2018 11:37 AM
12	Retired	2/12/2018 12:42 PM
13	at home	1/31/2018 12:42 PM
14	Retired	1/29/2018 4:38 PM
15	Already stated	1/26/2018 7:28 PM

Q36 Where do you shop for groceries?

Answered: 61 Skipped: 13

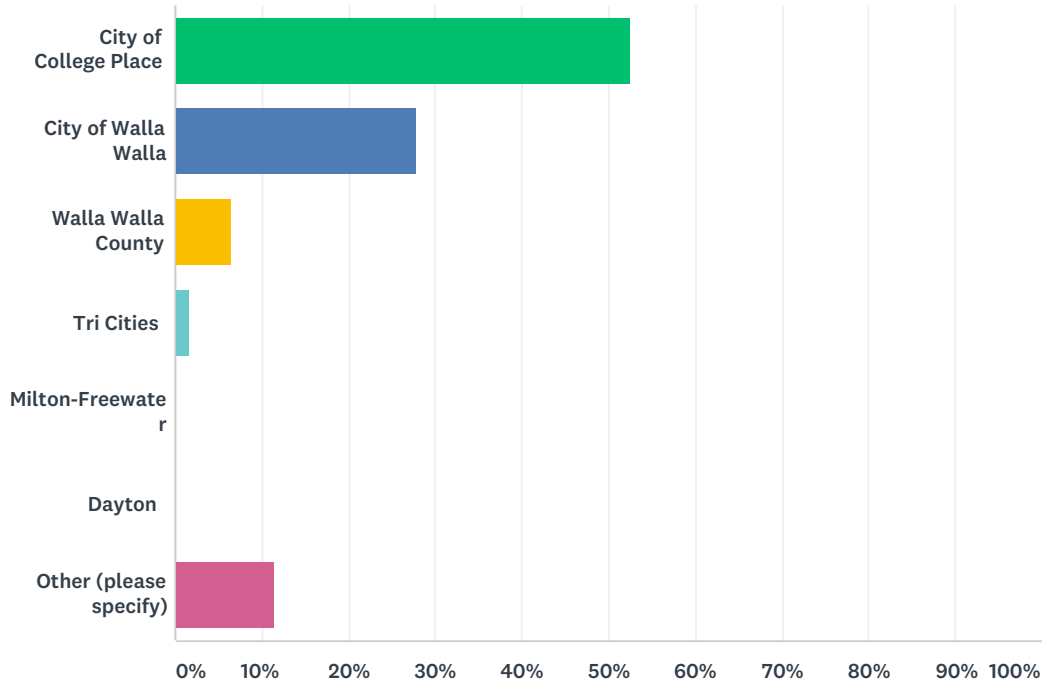


ANSWER CHOICES	RESPONSES	
City of College Place	60.66%	37
City of Walla Walla	22.95%	14
Walla Walla County	6.56%	4
Tri Cities	0.00%	0
Milton-Freewater	0.00%	0
Dayton	0.00%	0
Other (please specify)	9.84%	6
TOTAL		61

#	OTHER (PLEASE SPECIFY)	DATE
1	Both City of College Place and City of Walla Walla. Trips to Tri-Cities Costco and Fred Meyer every couple of months.	2/16/2018 10:19 PM
2	Both College Place and Walla Walla	2/13/2018 7:12 PM
3	Andy's and Canned Food Store & Super 1	2/13/2018 7:02 PM
4	Walla Walla AND College Place	2/13/2018 3:52 PM
5	College Place and Walla Walla	2/6/2018 8:43 PM
6	Andy's & Grocery Outlet	1/26/2018 7:28 PM

Q37 Where do you shop for household items?

Answered: 61 Skipped: 13

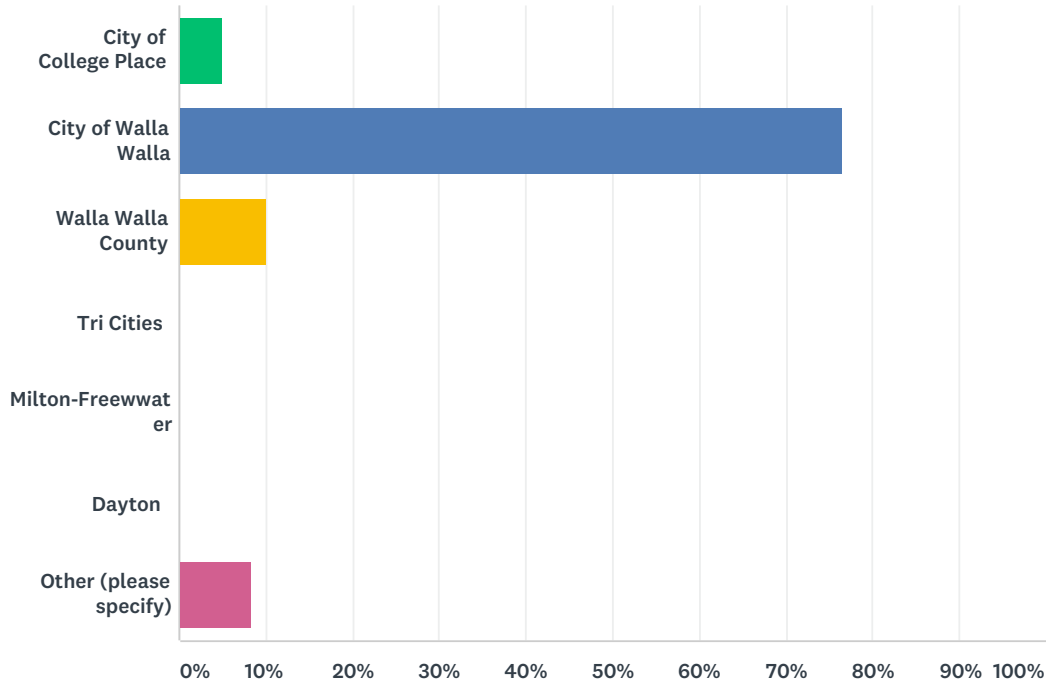


ANSWER CHOICES	RESPONSES	
City of College Place	52.46%	32
City of Walla Walla	27.87%	17
Walla Walla County	6.56%	4
Tri Cities	1.64%	1
Milton-Freewater	0.00%	0
Dayton	0.00%	0
Other (please specify)	11.48%	7
TOTAL		61

#	OTHER (PLEASE SPECIFY)	DATE
1	Different cities, it depends	2/16/2018 6:16 AM
2	Both College Place and Walla Walla	2/13/2018 7:12 PM
3	College Place and Walla Walla	2/13/2018 7:02 PM
4	Walla Walla AND College Place	2/13/2018 3:52 PM
5	College Place and Walla Walla	2/6/2018 8:43 PM
6	Online	1/31/2018 11:31 AM
7	shopko or walkert	1/26/2018 7:28 PM

Q38 Where do you eat out?

Answered: 60 Skipped: 14

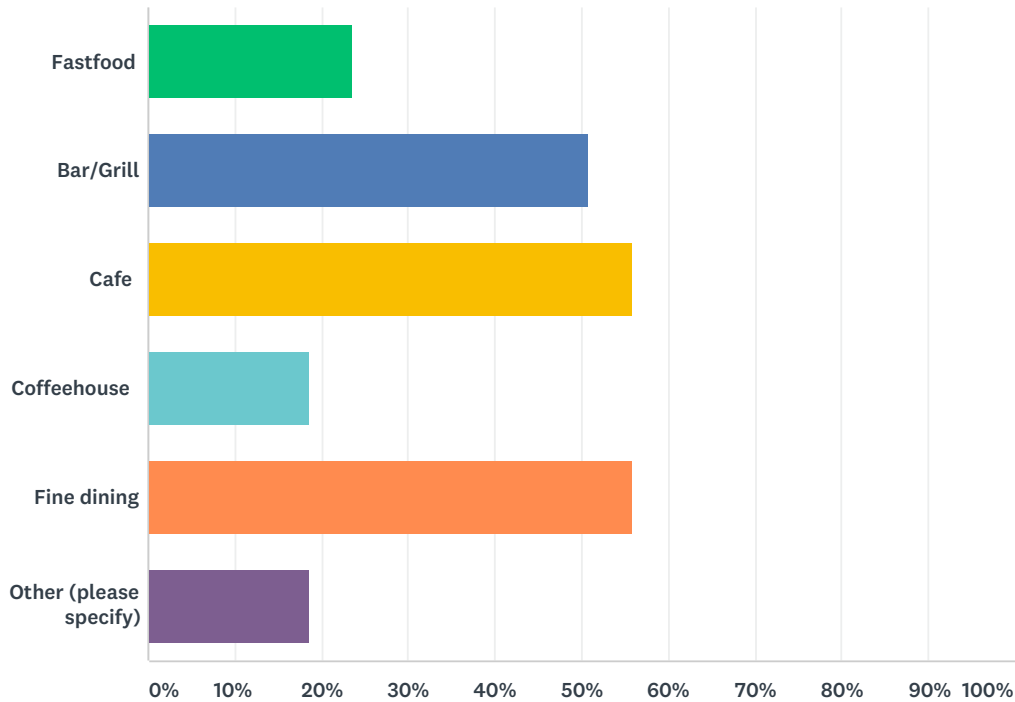


ANSWER CHOICES	RESPONSES
City of College Place	5.00% 3
City of Walla Walla	76.67% 46
Walla Walla County	10.00% 6
Tri Cities	0.00% 0
Milton-Freewater	0.00% 0
Dayton	0.00% 0
Other (please specify)	8.33% 5
TOTAL	60

#	OTHER (PLEASE SPECIFY)	DATE
1	Not a lot of affordable, healthy, food places in area.	2/26/2018 1:58 PM
2	Walla Walla AND College Place	2/13/2018 3:52 PM
3	Don't eat out	2/13/2018 11:16 AM
4	All of the above	1/29/2018 4:38 PM
5	Don't	1/26/2018 7:28 PM

Q39 What dining experiences are missing in College Place?

Answered: 59 Skipped: 15



ANSWER CHOICES	RESPONSES	
Fastfood	23.73%	14
Bar/Grill	50.85%	30
Cafe	55.93%	33
Coffeehouse	18.64%	11
Fine dining	55.93%	33
Other (please specify)	18.64%	11
Total Respondents: 59		

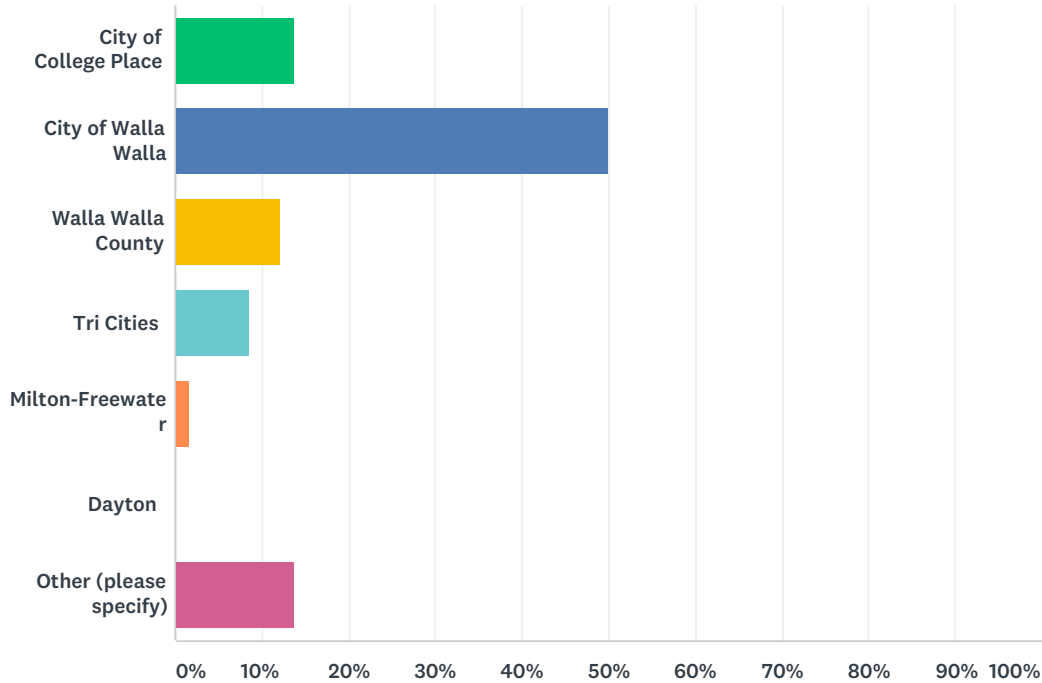
#	OTHER (PLEASE SPECIFY)	DATE
1	Variety of seafood, even a fish market would be nice.	2/26/2018 1:58 PM
2	Coffee shop with drive through	2/15/2018 10:14 AM
3	Taco Wagons	2/13/2018 7:02 PM
4	Buffet	2/13/2018 3:52 PM
5	Italian fast food and fine dining	2/13/2018 3:48 PM
6	Dining on Saturday	2/13/2018 3:41 PM
7	Chain dinner restaurant	2/10/2018 10:20 AM
8	Smoothie/frozen yogurt place	2/8/2018 10:48 AM
9	Vegan/Vegetarian Whole Food	2/8/2018 9:59 AM

City of College Place Comprehensive Plan Survey

10	Taco Time	2/6/2018 8:43 PM
11	would not go to any of them	1/26/2018 7:28 PM

Q40 Where do you go to have fun?

Answered: 58 Skipped: 16

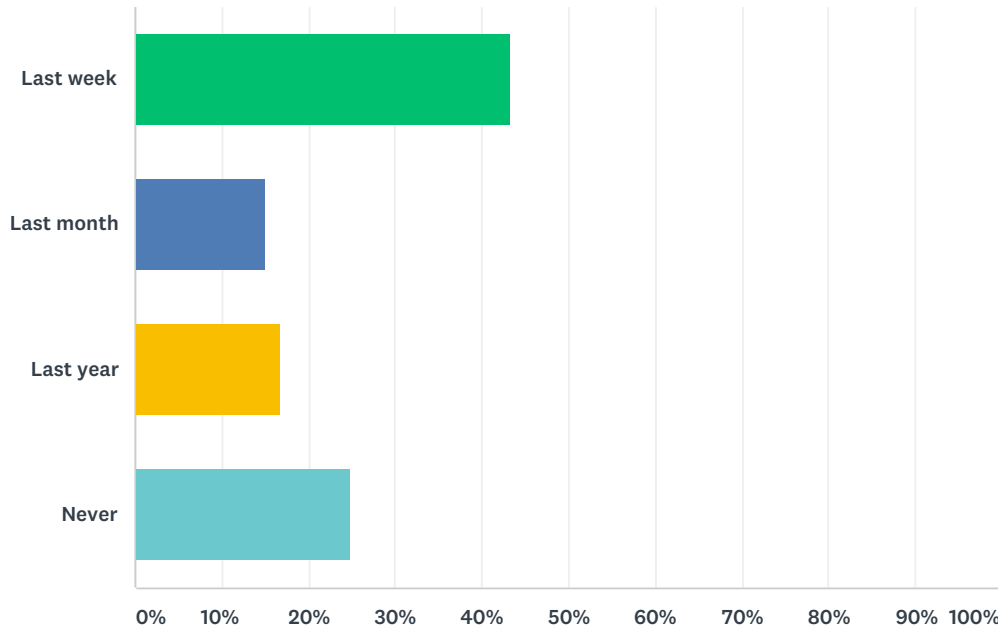


ANSWER CHOICES	RESPONSES	
City of College Place	13.79%	8
City of Walla Walla	50.00%	29
Walla Walla County	12.07%	7
Tri Cities	8.62%	5
Milton-Freewater	1.72%	1
Dayton	0.00%	0
Other (please specify)	13.79%	8
TOTAL		58

#	OTHER (PLEASE SPECIFY)	DATE
1	Out of town	2/26/2018 1:58 PM
2	It depends, sometimes CP, sometimes WW	2/16/2018 6:16 AM
3	Again with the single choice answer requirement. Argh. I go to all of the above.	2/13/2018 3:52 PM
4	rock hounds and hikers so go all over	2/13/2018 3:48 PM
5	Stay-at-homers	2/13/2018 11:37 AM
6	Larger cities - Seattle, Portland, Boise, Spokane	2/10/2018 10:20 AM
7	Blue Mountains	1/31/2018 11:31 AM
8	See #41 proves how irrelevant this survey is to our community. Please explain what is "downtown College Place". After living here almost 14 years, I have not found "down town College Place".	1/26/2018 7:28 PM

Q41 When was the last time you bought something in downtown College Place?

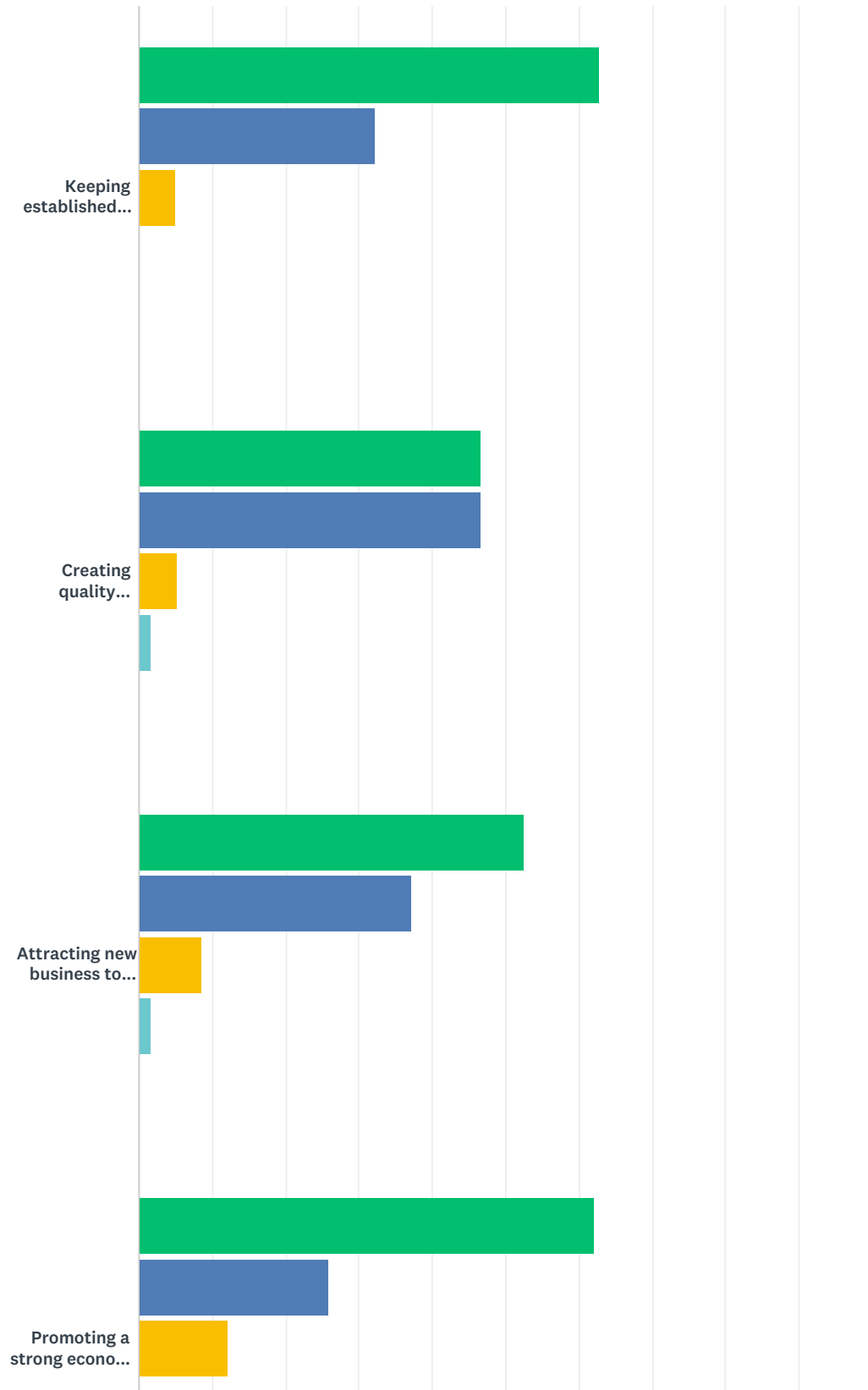
Answered: 60 Skipped: 14



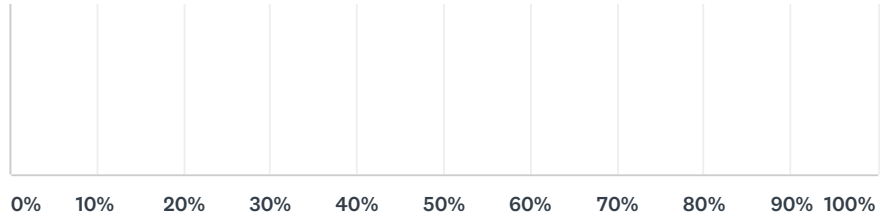
ANSWER CHOICES	RESPONSES	
Last week	43.33%	26
Last month	15.00%	9
Last year	16.67%	10
Never	25.00%	15
TOTAL		60

Q42 How much attention should the City give to each of the following economic development goals?

Answered: 59 Skipped: 15



City of College Place Comprehensive Plan Survey

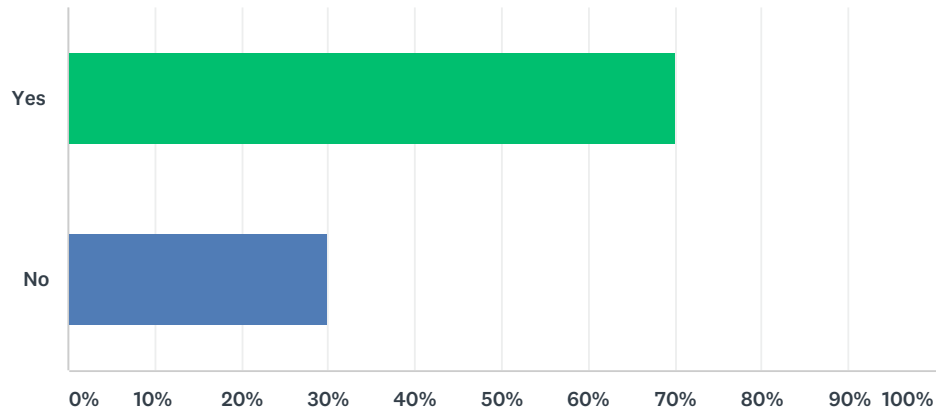


■ Very important
 ■ Important
 ■ Neutral
 ■ Somewhat unimportant
■ Not at all important

	VERY IMPORTANT	IMPORTANT	NEUTRAL	SOMEWHAT UNIMPORTANT	NOT AT ALL IMPORTANT	TOTAL
Keeping established businesses and industries in College Place	62.71% 37	32.20% 19	5.08% 3	0.00% 0	0.00% 0	59
Creating quality employment and business ownership opportunities	46.55% 27	46.55% 27	5.17% 3	1.72% 1	0.00% 0	58
Attracting new business to College Place	52.54% 31	37.29% 22	8.47% 5	1.69% 1	0.00% 0	59
Promoting a strong economy that enhances quality of life	62.07% 36	25.86% 15	12.07% 7	0.00% 0	0.00% 0	58

Q43 Should College Avenue be promoted as an economic center?

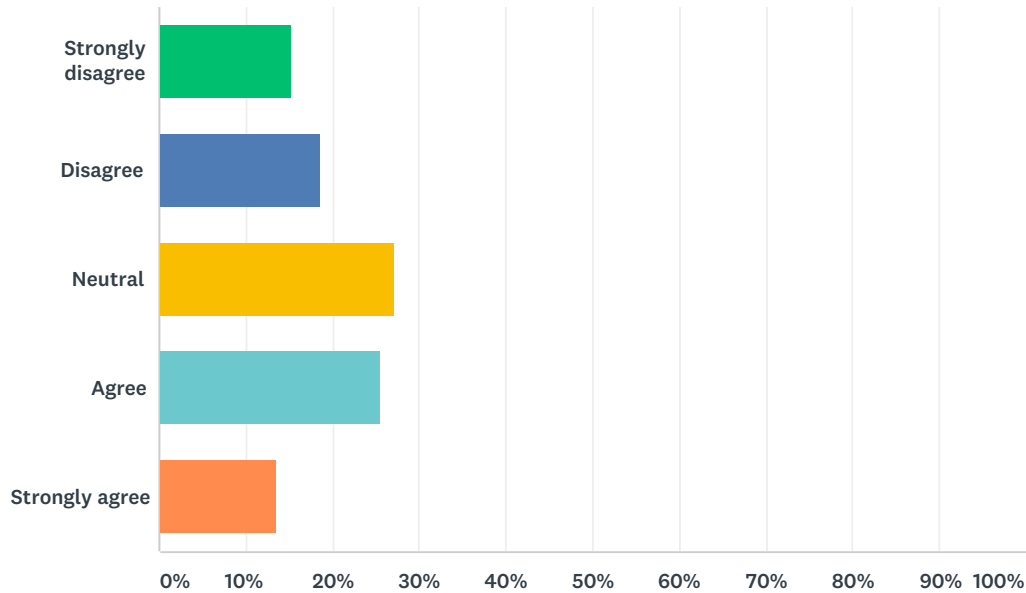
Answered: 57 Skipped: 17



ANSWER CHOICES		RESPONSES	
Yes		70.18%	40
No		29.82%	17
TOTAL			57

Q44 Would you like to see more commercial development, multi-family housing and mixed-use buildings on College Avenue?

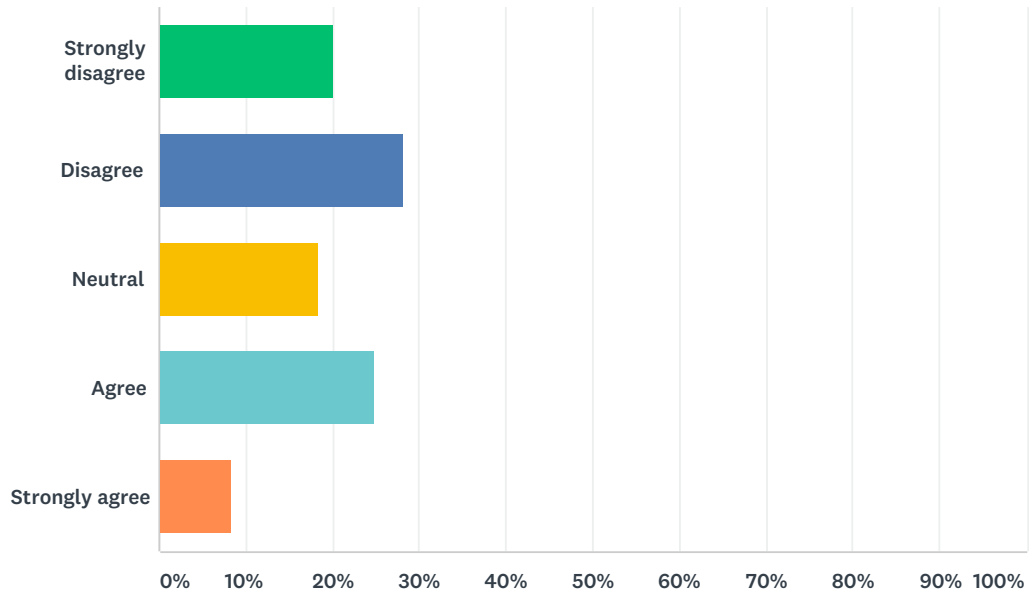
Answered: 59 Skipped: 15



ANSWER CHOICES	RESPONSES	
Strongly disagree	15.25%	9
Disagree	18.64%	11
Neutral	27.12%	16
Agree	25.42%	15
Strongly agree	13.56%	8
TOTAL		59

Q45 The City should allow small, self-contained residential units (ADUs) on the same lot as a primary residence.

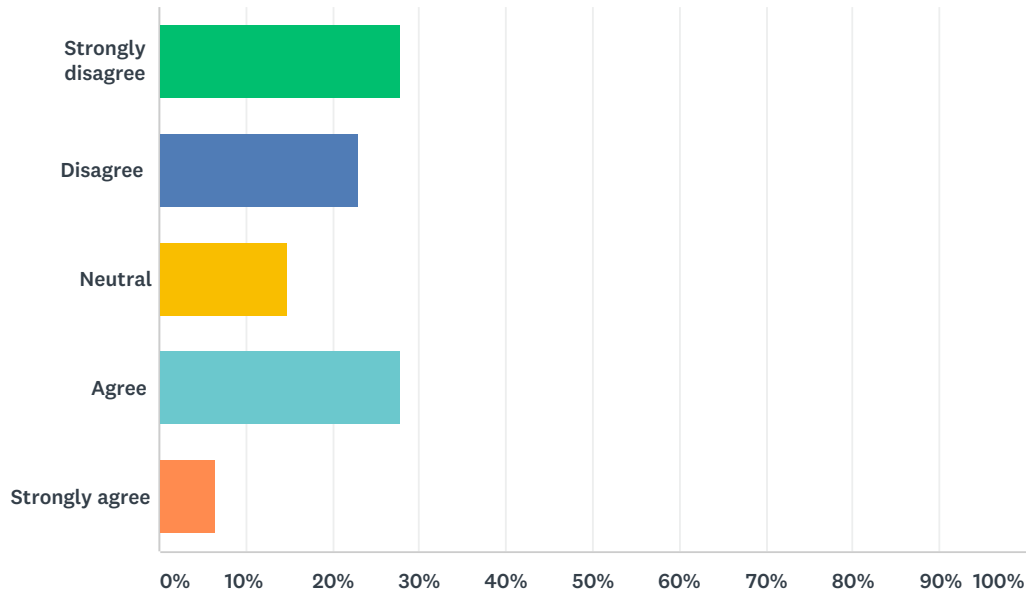
Answered: 60 Skipped: 14



ANSWER CHOICES	RESPONSES	
Strongly disagree	20.00%	12
Disagree	28.33%	17
Neutral	18.33%	11
Agree	25.00%	15
Strongly agree	8.33%	5
TOTAL		60

Q46 Are you in support of Vacation Rentals by Owner (VRBO)/Airbnb located in your neighborhood?

Answered: 61 Skipped: 13



ANSWER CHOICES	RESPONSES	
Strongly disagree	27.87%	17
Disagree	22.95%	14
Neutral	14.75%	9
Agree	27.87%	17
Strongly agree	6.56%	4
TOTAL		61

Transportation Map Instructions

The City maintains a network of streets, sidewalks, and trails.

The **Proposed Transportation Map** highlights potential priority improvements that may be made over the next 20 years.



Tell us what you think!

Do you have any comments on the proposed improvements? Let us know if you have safety concerns or other suggested improvements.

Please put your comments on a Post-It note and place it on the comment board.



If your comments are specific to a parcel or area, please reference it on the note.

Thank you for your participation!



Land Use & Zoning Map Instructions

The **Future Land Use Map** highlights how the City would like to see land used in the future. It is used to evaluate changes to the zoning map.

The **Zoning Map** is used to determine where certain land uses are permitted and the standards applicable to new development.



Tell us what you think!

The City is considering potential changes to the Future Land Use and Zoning Maps.

Do you have any comments on the proposed revisions highlighted on the maps?

Do you have any revisions that you would like to propose?

Please put your comments on a Post-It note and place it on the comment board.



If your comments are specific to a parcel or area, please reference it on the note.

Thank you for your participation!



Historic Preservation Goals and Policies Instructions

The City uses the Goals and Policies in the Comprehensive Plan to establish priorities, guide the allocation of resources, and help make decisions.



Tell us what you think!

Please place a green sticker dot by the goals and policies that you most strongly agree with and a red sticker dot by the goals and policies that you most strongly disagree with, or that you have concerns about.

If you have comments, suggested revisions, or a new policy to propose, please put your comments on a Post-It note on the comment board.



Thank you for your participation!



Comprehensive Plan Goals and Policies

The City uses the Goals and Policies in the Comprehensive Plan to establish priorities, guide the allocation of resources, and help make decisions.



Tell us what you think!

Please place a green sticker dot by the goals and policies that you most strongly agree with and a red sticker dot by the goals and policies that you most strongly disagree with, or that you have concerns about.

If you have comments, suggested revisions, or a new policy to propose, please put your comments on a Post-It note on the comment board.



Thank you for your participation!



Park, Recreation & Open Space Plan Goals and Policies

The City uses the Goals and Policies in the Park, Recreation and Open Space Plan to establish priorities, guide the allocation of resources, and help make decisions.



Tell us what you think!

Please place a green sticker dot by the goals and policies that you most strongly agree with and a red sticker dot by the goals and policies that you most strongly disagree with, or that you have concerns about.

If you have comments, suggested revisions, or a new policy to propose, please put your comments on a Post-It note on the comment board.



Thank you for your participation!



Youth Programming

Please use sticker dots and Post-It notes to vote on your preferred options and describe your interest in the youth programming.

When?			
Afternoon	Evening	Summer	

What? Describe the program you would like offered.

How? - Please indicate if you would be willing to pay a fee for youth programming?	
Yes	No



**CITY OF COLLEGE PLACE
COMPREHENSIVE PLAN
SURVEY**

**Share your input
to help guide the future
of College Place!**



The City of College Place is updating its Comprehensive Plan. The plan provides direction over the next 20 years to guide the City's growth and development.

The Plan addresses Land Use, Public Facilities, Streets, Utilities, Housing, the Environment, and Parks and Recreation.



We encourage you to share your ideas and provide valuable input as the City works to develop a road map for the future development of College Place.

Follow the link or QR code to complete an online survey or request a paper copy.

<https://www.surveymonkey.com/r/VSZLW8X>

For More Information, visit:

<http://www.cpwa.us> or

509-529-1200



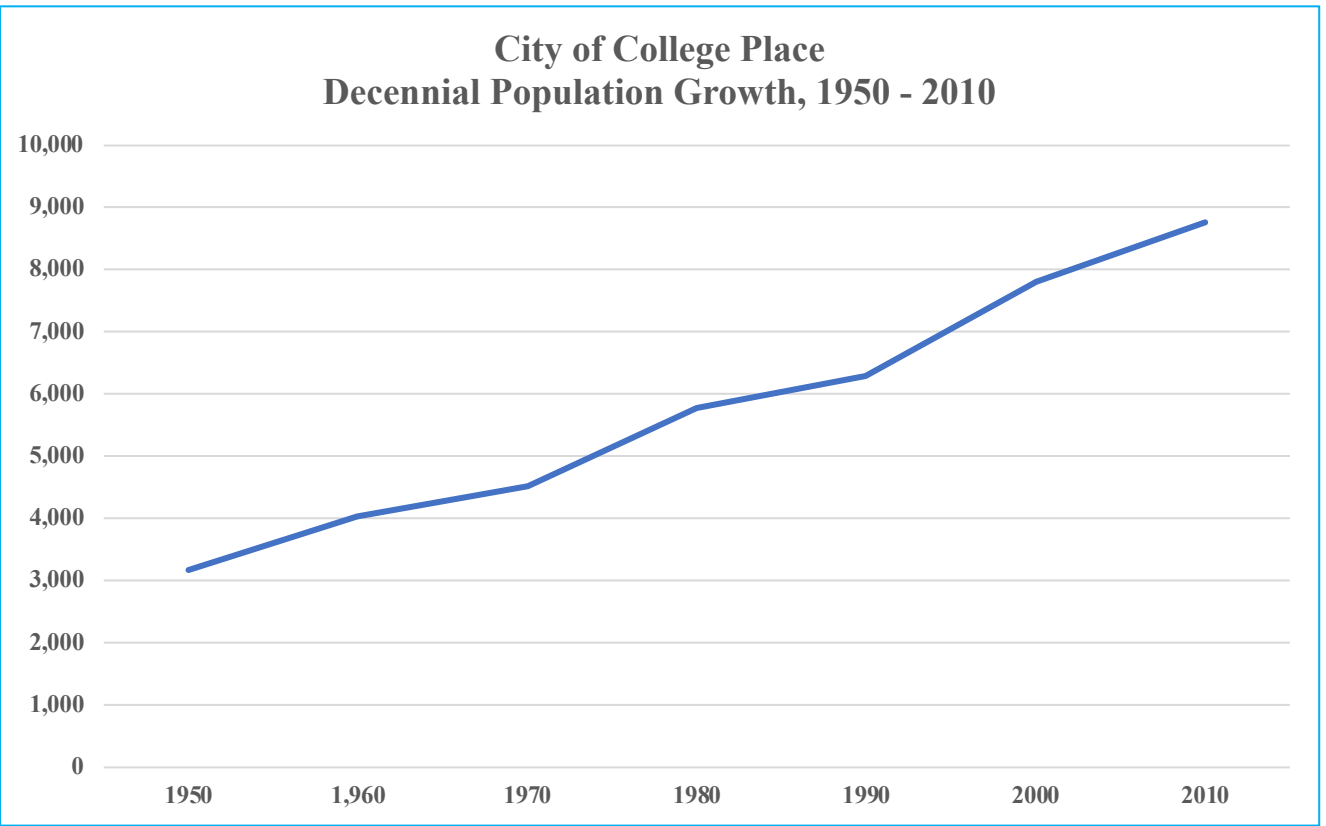
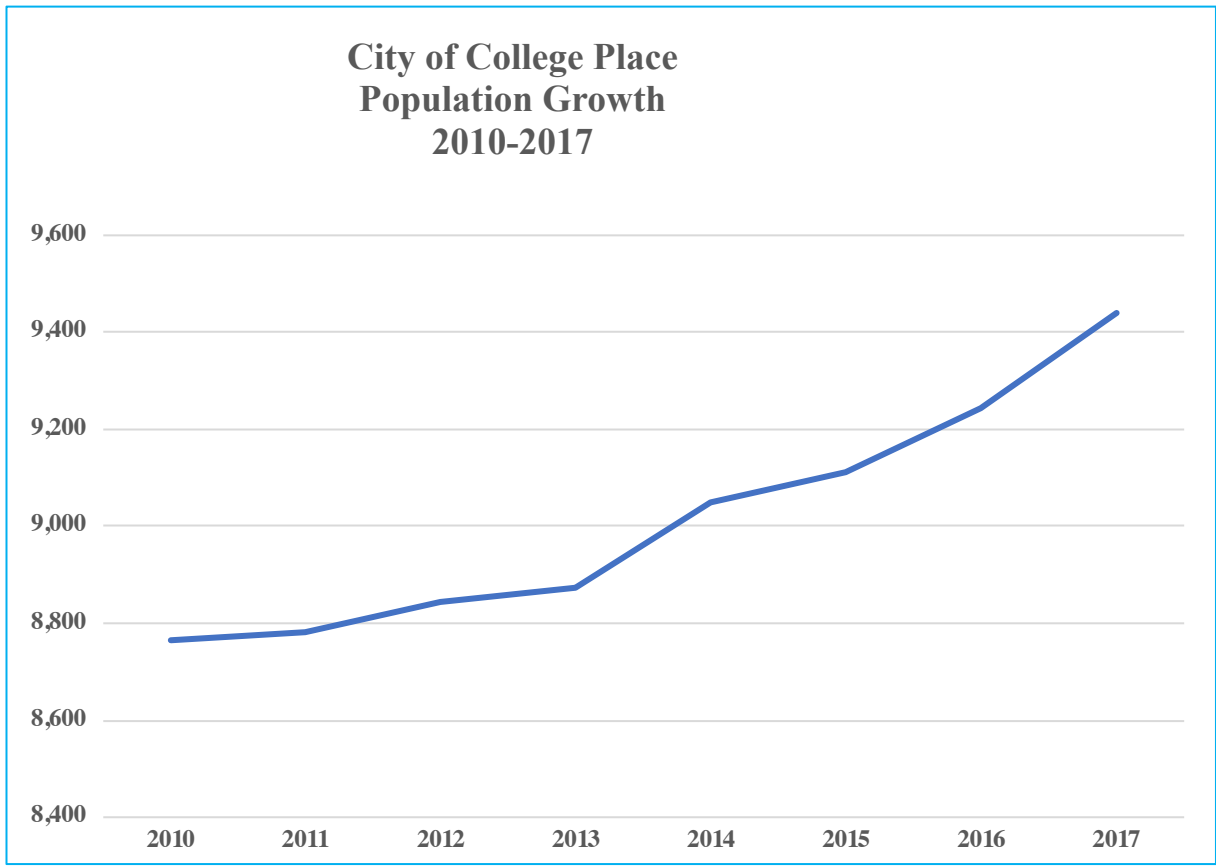
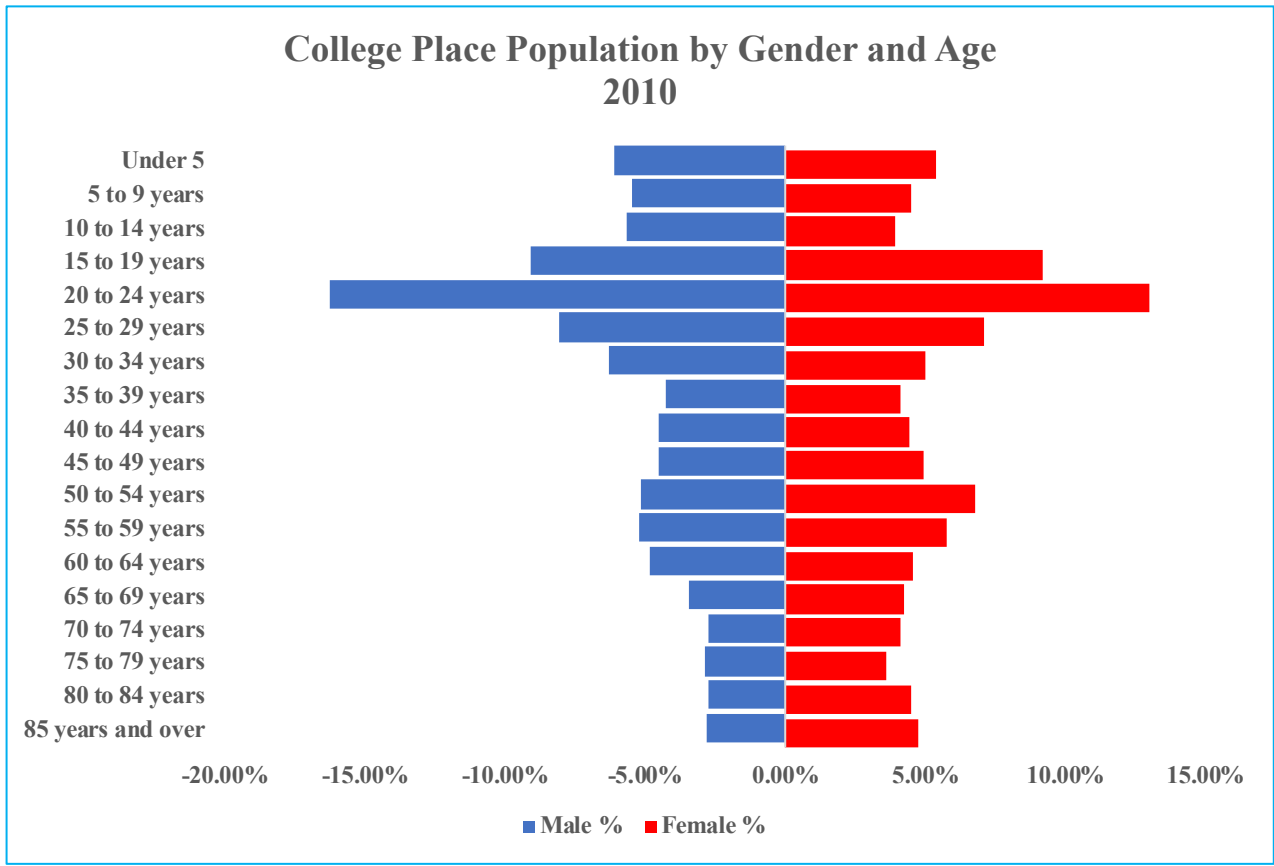
Housing and Population Data

2017 Population

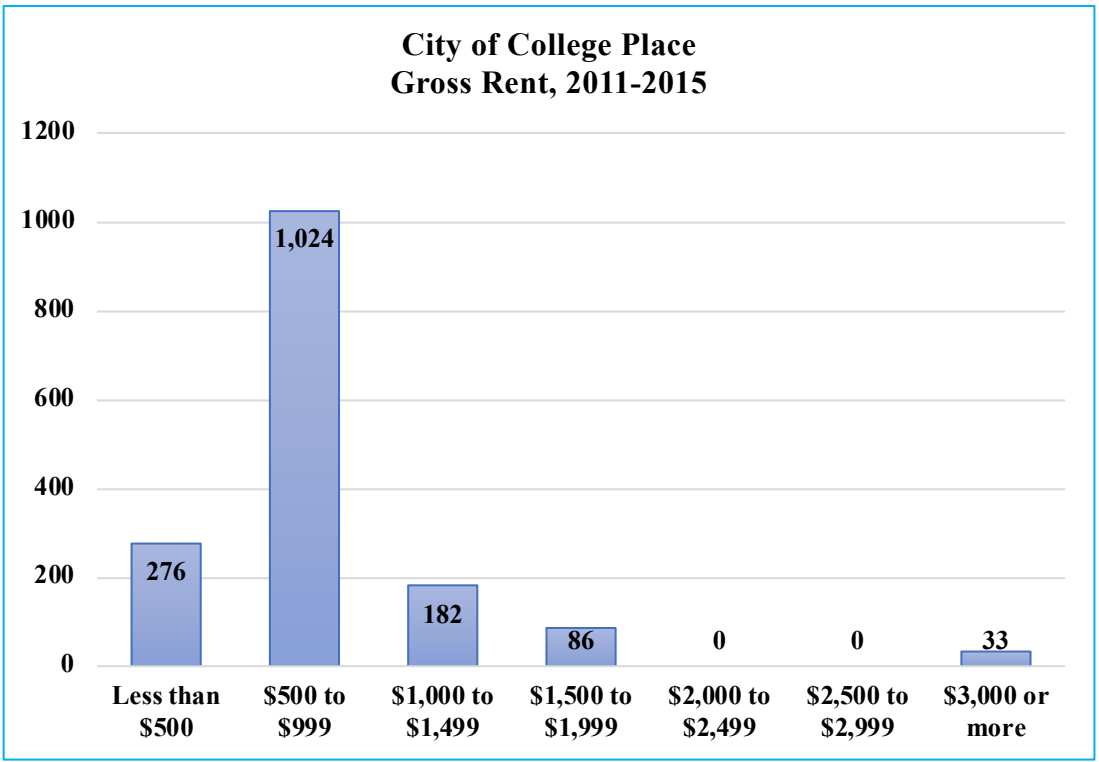
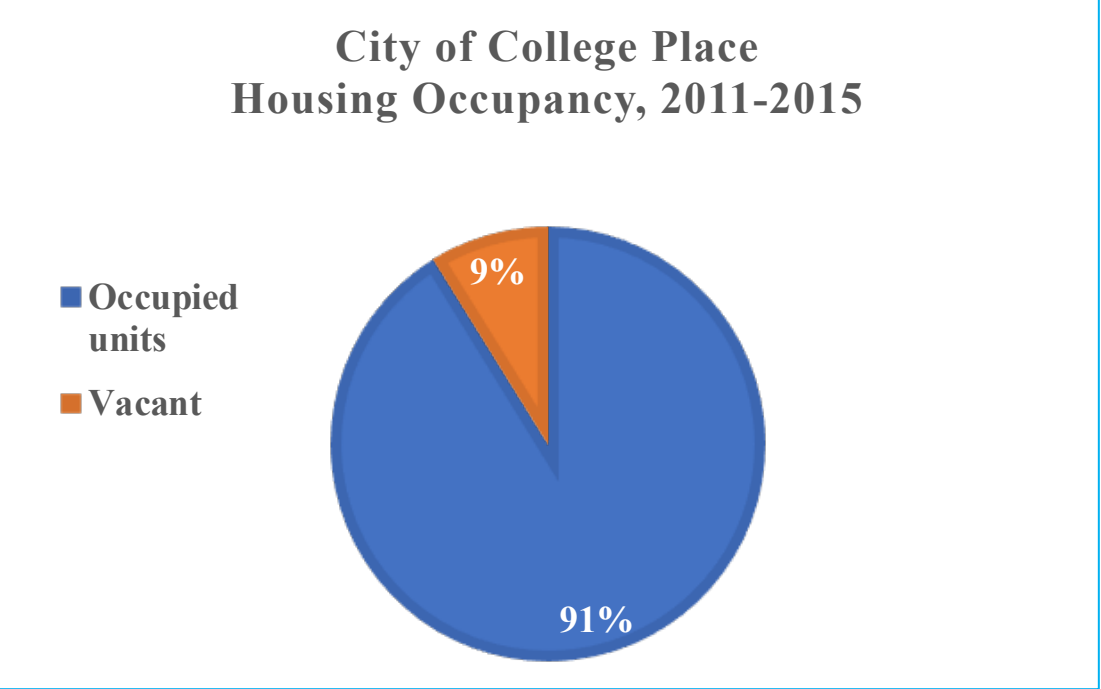
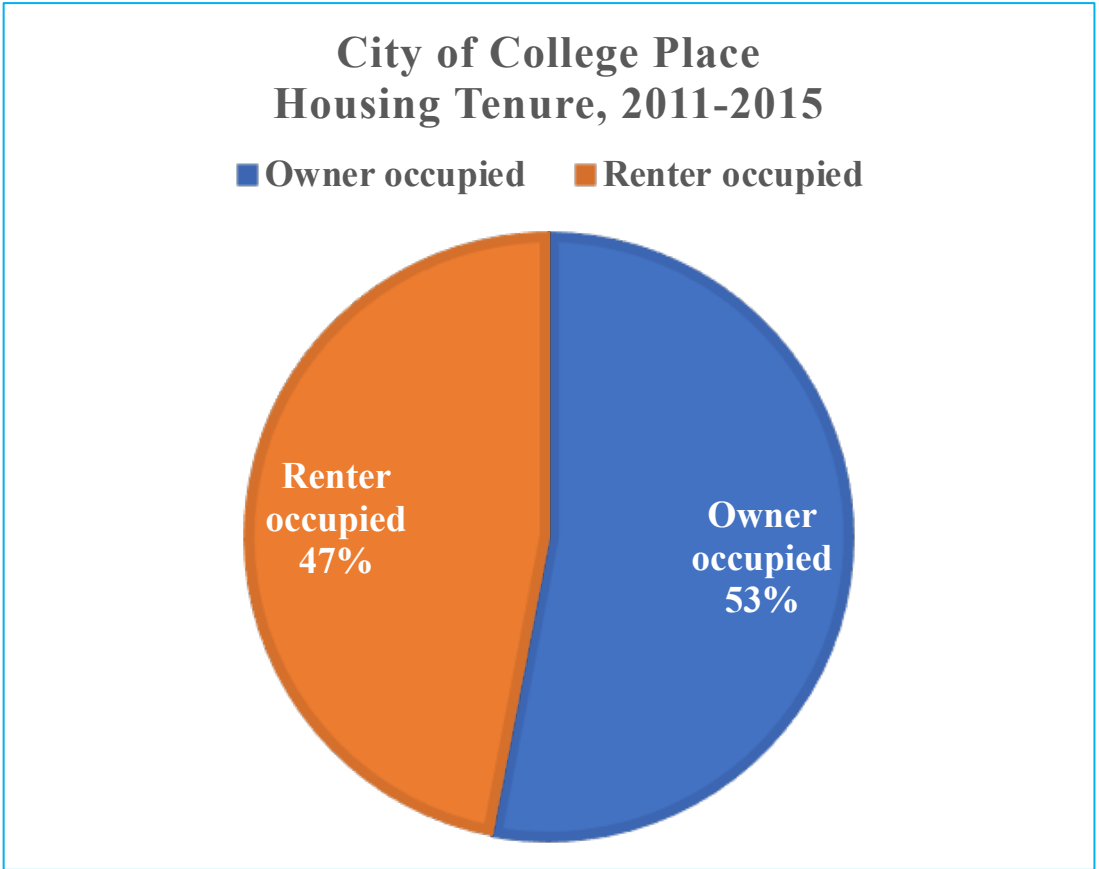
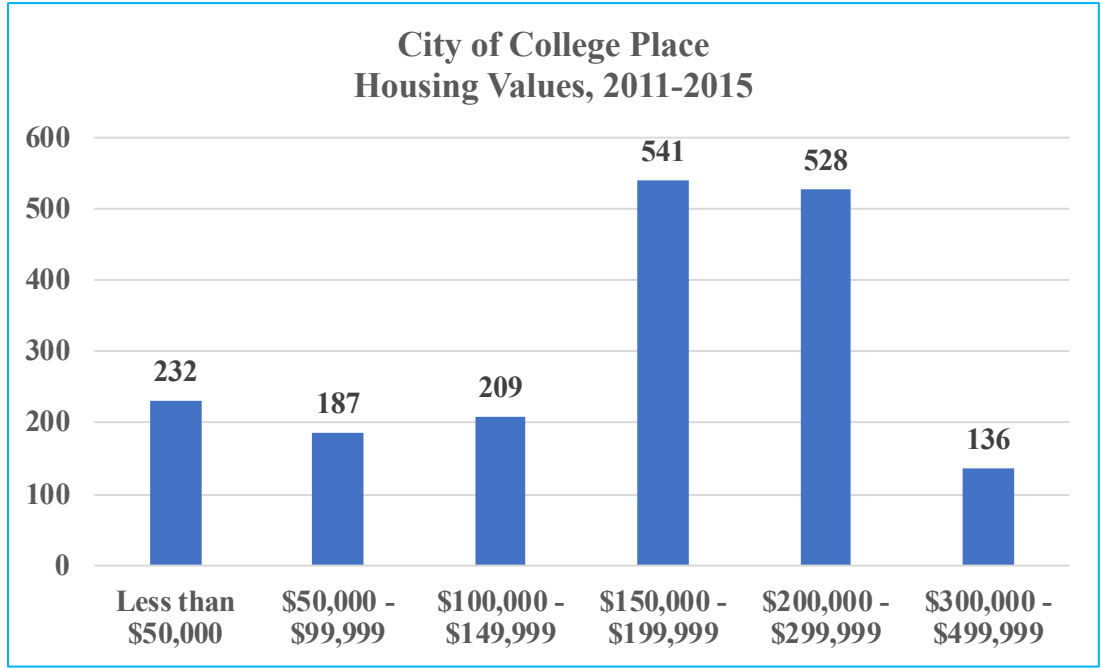
City of College Place: 9,440

City of Walla Walla: 33,840

Walla Walla County: 60,730



Housing

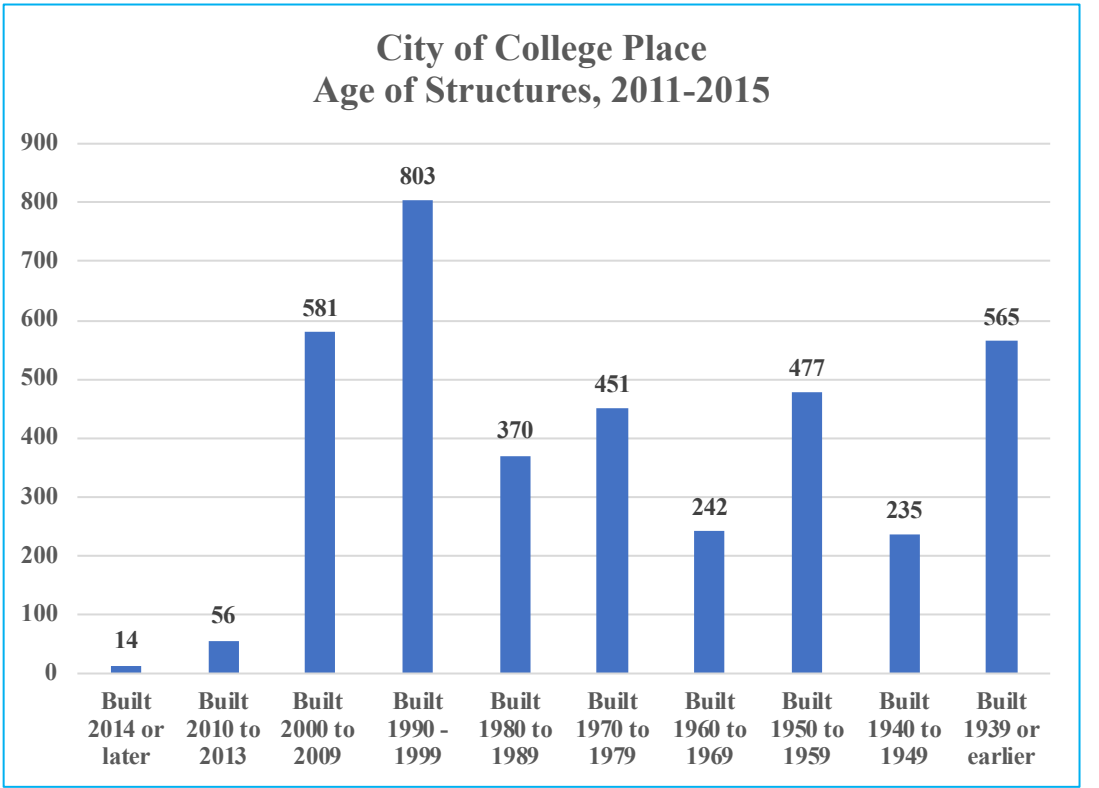


Average Rent:

\$753.00

Total Housing Units:

3,754



Income, Occupation, Language, and Poverty Data

Average Household Income

City of College Place: \$40,747

City of Walla Walla: \$41,817


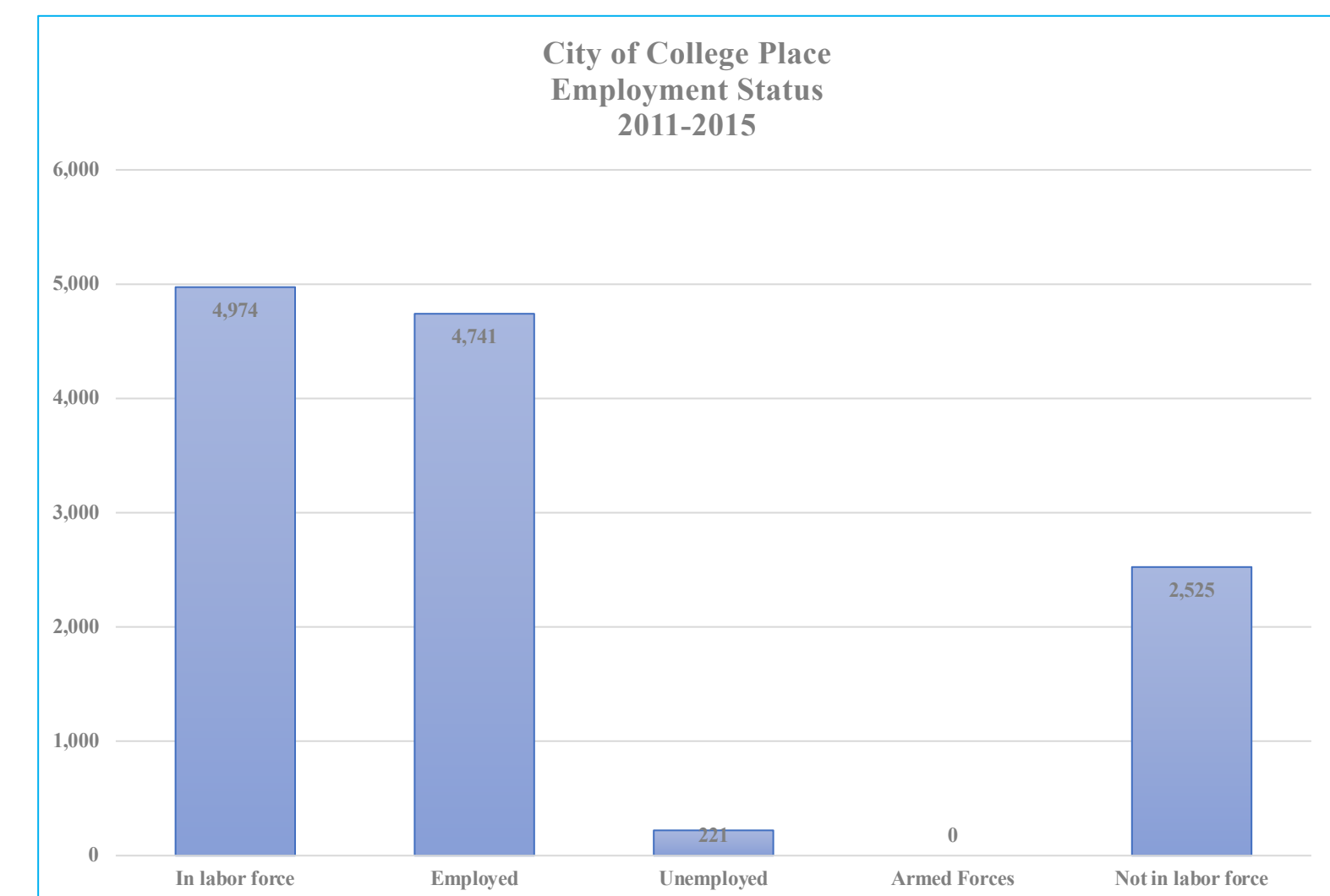
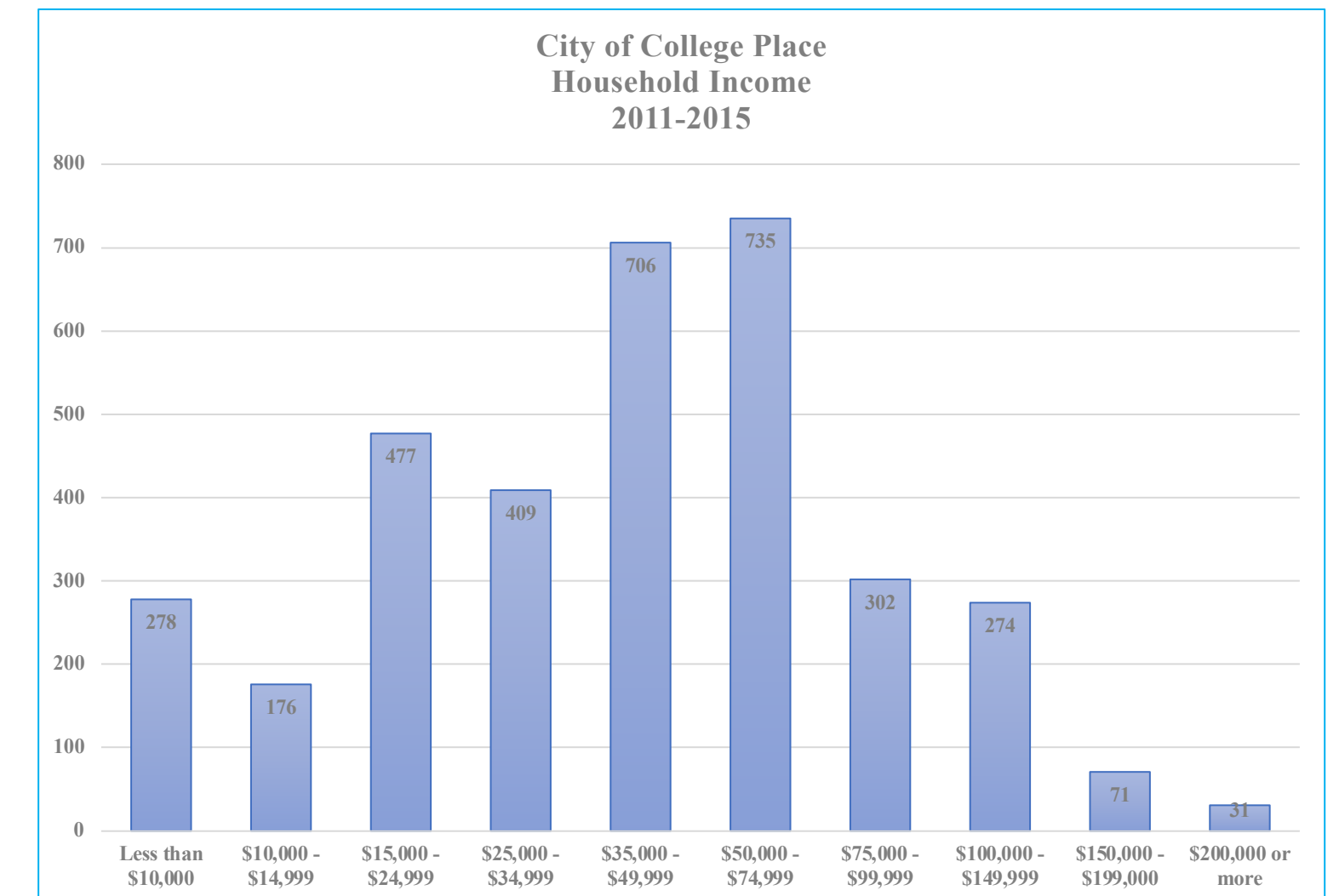
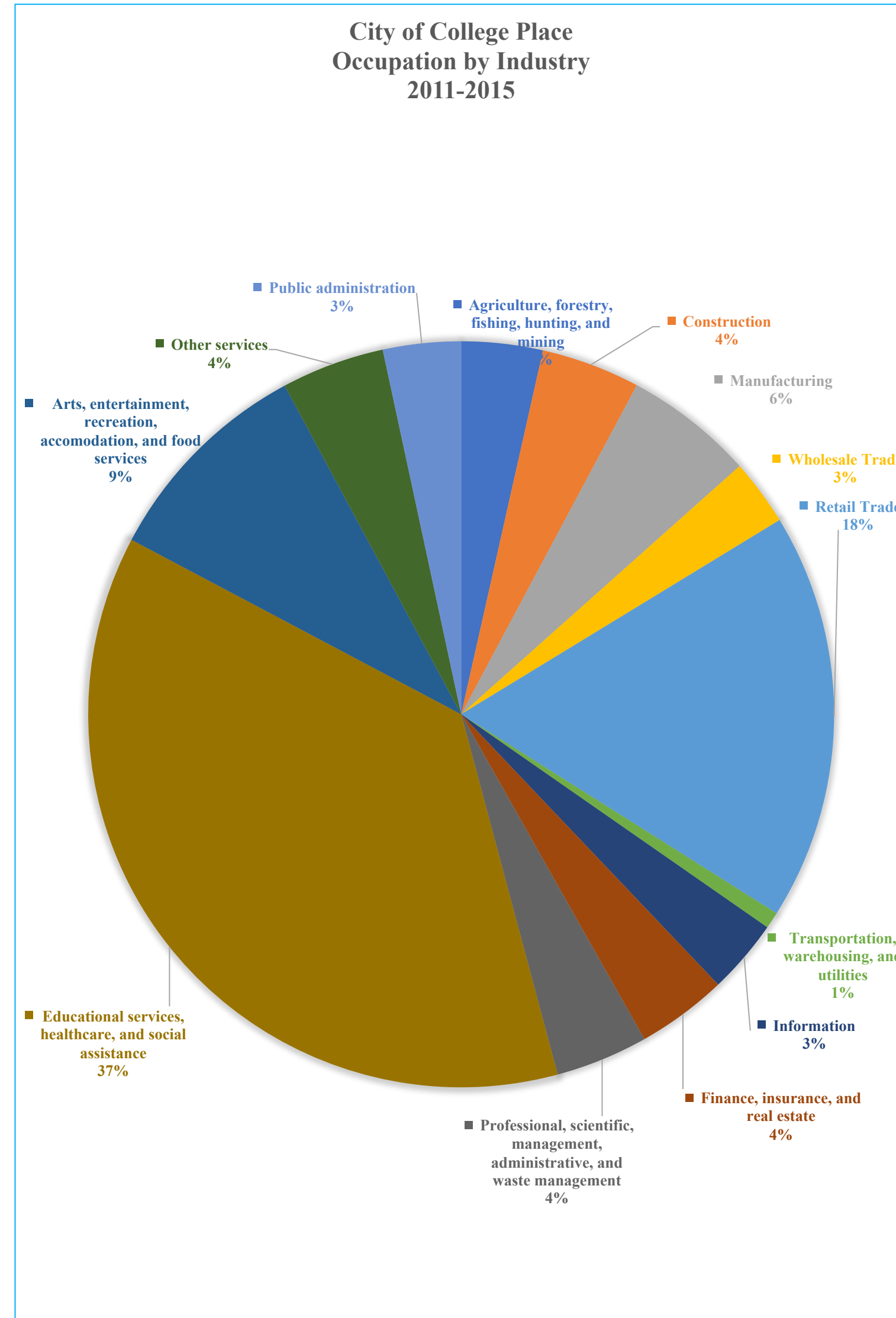
Walla Walla County: \$48,705

Individuals Living Below Poverty Level

City of College Place: 17.7%

City of Walla Walla: 21.9%

Walla Walla County: 16.5%



The City of College Place, Open House February 15, 2018

Washington

Source: U.S. Census Bureau, American Community Survey 5-Year Estimates (2011-2015).

