

2023 Budget Brief



College Place: Where small-town living and learning meet

Balanced Budget of \$80,151,290

2023 Budget Summary:

Beginning Fund Balance	\$18,493,081
Projected Revenues	\$61,658,208
Projected Expenditures	<u>\$62,702,251</u>
Estimated Ending Fund Balance	<u>\$17,449,039</u>

Historical Revenue Trends			
Year	Sales Tax	Property Tax	Utility Tax
2019 Actual	\$1,838,028	\$1,929,903	\$1,312,920
2020 Actual	\$2,142,481	\$1,971,706	\$1,312,685
2021 Actual	\$1,898,589	\$2,048,308	\$1,413,386
2022 Actual	\$1,812,399	\$2,081,710	\$1,362,339
2023 Budget	\$2,300,000	\$2,103,845	\$1,539,800

2023 Fund Expenditures

Current Expense Fund (000's) - \$9.66 M (15.31%)

Accounts for all general-purpose transactions which are not required to be accounted for in another fund (Ex: Police, Fire).

Special Revenue Funds (100's) - \$1.19 M (1.89%)

Accounts for the proceeds of specific revenue sources or to finance specified activities as required by law or administrative regulations (Ex: Street Maintenance).

Debt Service Funds (200's) - \$0.49 M (0.77%)

Used to account for and report financial resources that are restricted to expenditure for principal and interest (Ex: Commercial Drive, College Ave/Rose St).

Capital Project Funds (300's) - \$10.81 M (17.13%)

Used to account for and report financial resources that are restricted to expenditure for capital outlays including the acquisition or construction of capital facilities (Ex: C Street Reconstruction).

Enterprise Funds (400's) - \$40.41 M (64.04%)

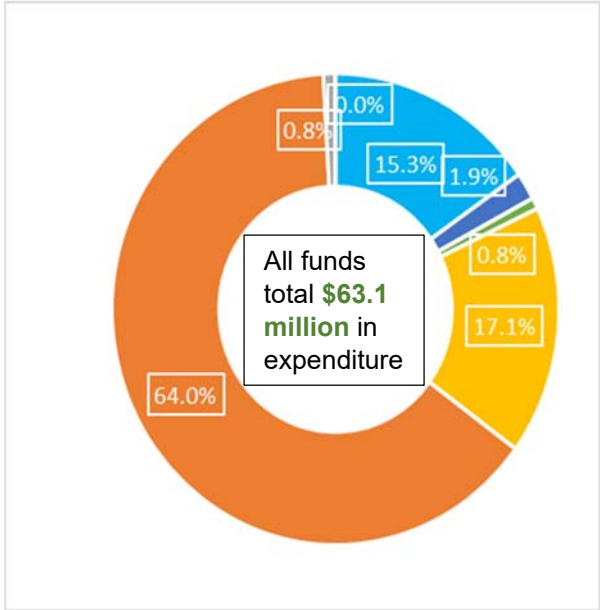
Used to account for operations where costs of providing goods or services to the general public on a continuing basis be financed or recovered primarily through user charges (water, wastewater, stormwater). Capital for utilities is located in these funds.

Internal Service Funds (500's) - \$0.53 M (0.84%)

Accounts for the financing of goods or services provided internally to other departments or agencies on a cost-reimbursement basis. (Ex: Equipment Replacement Fund).

Fiduciary Funds (600's) - \$12,000 (0.02%)

Accounts for assets held in a trustee capacity. (Ex: Flexible Benefits Plan).



Key City Services – 2021 vs. 2022

Fire & EMS Runs

1,850 – 2021

2,046 – 2022



Police Service Calls

8,055 – 2021

11,011 – 2022



Water Production (Million Gallons)

479.0 - 2021

476.0 – 2022



Wastewater Processing (Million Gallons)

316.0 - 2021

363.0 – 2022



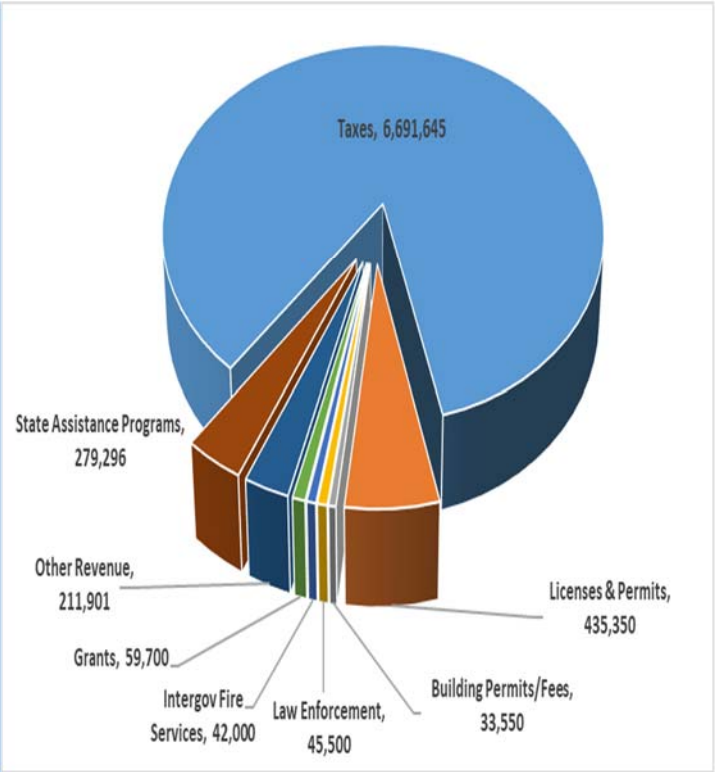
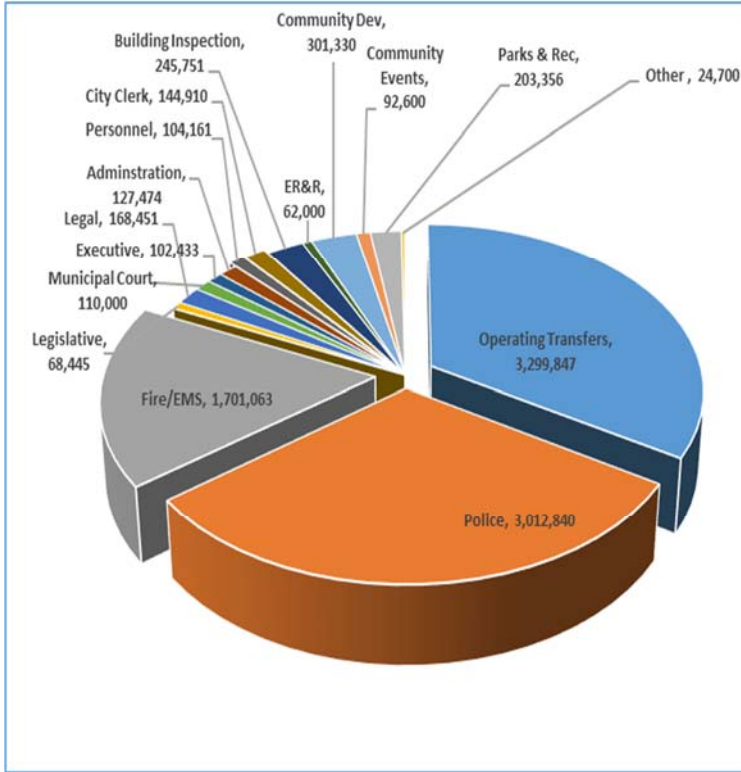
PERMIT ACTIVITY	2021	2022
Commercial Permits	18	12
SFR Dwelling Units	29	6
ADU's	1	2
YTD - All Permits Issued	554	403
Total Valuation	\$38,000,140	\$9,138,774



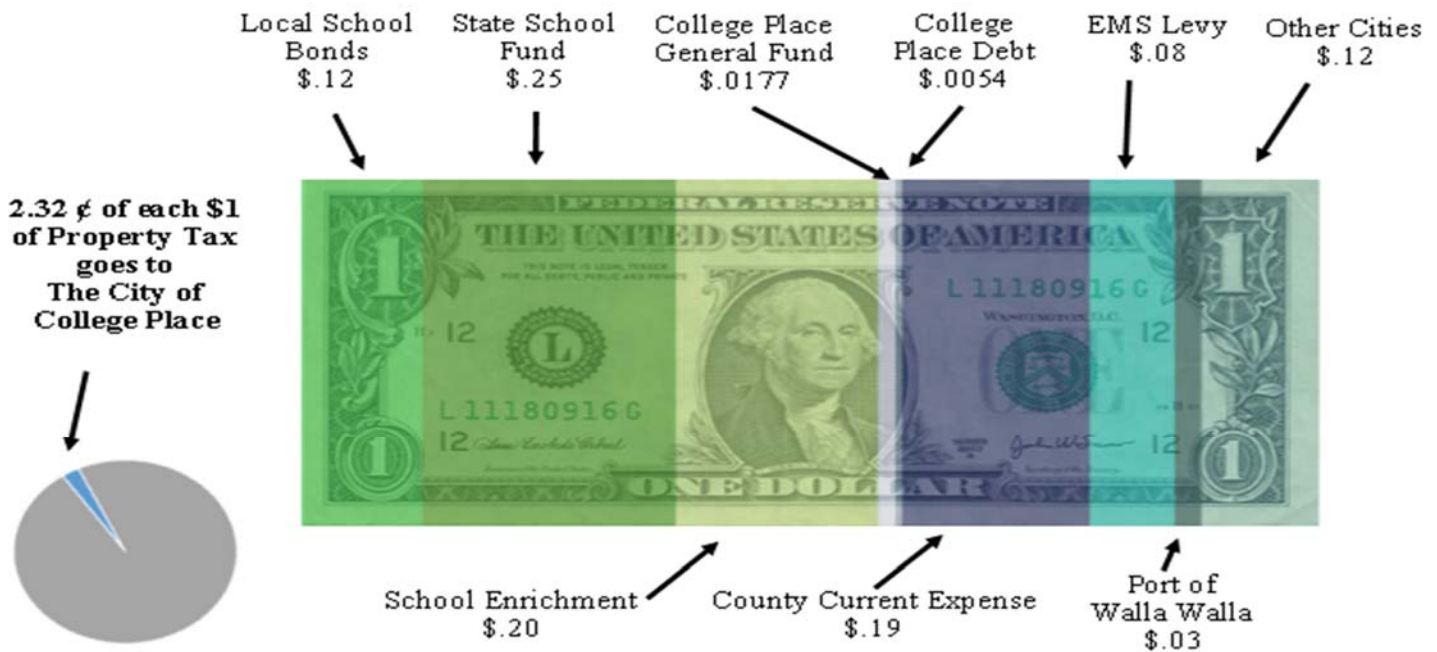
The Current Expense Fund

Where Does the Money Come from?

How Is the Money Being Spent?



Break Down of How Each Dollar of Property Tax is Spent



City of College Place: Capital Facility Plan 2023 (Projects > \$50,000)

* Projects subject to availability of grant dollars & future development*

Name of Project	2023	How is project funded?
Council Chambers AV Upgrade, Dias, etc	\$ 700,000	FY 2022-2023: 100%ARPA Federal Grant.
Regional Fire Training Tower Contribution	\$ 64,900	Facility Maintenance Reserve (funded by CE)
Replace Exterior Staircase on East Side of Building.	\$ 60,000	Facility Maintenance Reserve (funded by CE)
Lions Park Renovation	\$ 5,127,359	28%State RCO Grants, 10%Sherwood Trust Grant, 25%City Funds through REET II and CE if needed, 16%Ecology Grant, 1%Private, 10% Potential Fed Grants, 8%Port.09, 1%Blue Zone Pursued Grants, 1% Potential Columbia Grant
Street Waste Decant Facility	\$ 114,750	80%State Ecology Grant, 20%Stormwater Utility.
SE Birch (4th to 6th)	\$ 102,000	73%ARPA Road Project Unspecified, 20.0%City Stormwater Utility, 72.7%State Ecology Grant Funding.
Outfall Replacement Program	\$ 250,000	Apply for State Department of Ecology Grant Funds for 50% Other 50% Stormwater Utility.
Public Works Yard Stormwater Improvements.	\$ 300,000	50%State Department of Ecology Grant, 50%Stormwater Utility Funds.
NW Earl Ln Stormwater Improvements	\$ 70,000	50%Storm Utility, 50%State DOE Grant.
Chipseal Program	\$ 75,000	100%REET 1 Fund
Safewalk College Place	\$ 364,000	85%CDBG General Purpose Grant or TIB ATP Funds and easement donation from Walla Walla University. 15% - City Streets
Mojonnier Rd Reconstruction (Bluvue Ln to College Ave)	\$ 711,000	7.6%Federal MPO 2021 Grant, 6.5%Federal Transportation Earmark Grant, 23.2%State Transportation Improvement Board UAP Grant Proposed, 53.7%Local TIF or other fiscal resources.
Crosswalk Improvements in front of CP Post Office	\$ 178,360	90.0%Attempt through State TIB ATP Grant Program, 10.0%City Streets Fund
Stone Creek Development Intersection Signalization	\$ 72,099	50%Tax Increment Financing, 50%Charge back with Developer
East-West Road to Connect	\$ 569,557	50%- Tax Increment Financing, 50%Charge back with Developer Impact Fees on Lakeside, CPPS, and others.
Northeast College Place Active Transportation Project	\$ 800,000	95.0%TIB UAP Grant, Federal 54 Grant, or TIB Complete Street Grant, 5% City match from Streets.
Public Works Yard Improvements	\$ 892,797	25%FEMA HMA Gmt/Homeland Security Grant, 10%Pac Power Rebates, 21.7%Water, 21.7%Wastewater, 21.7%Storm
Autumn Meadows Road Improvements	\$ 219,656	\$64,000 HOA Funds, balance in future HOA load, Expenditures in REET 1
WWTP Improvements - Implementation Phase 1	\$ 26,000,000	13.5%Federal Earmark Grant, 38.5%State Ecology Hardship Grant, 48.0% State Ecology Subsidized Loan/City Wastewater Fund
Life Station #5 Replacement	\$ 1,740,000	100%Public Works Trust Fund (State)
High Priority Water Main Replacement Program	\$ 450,000	100%Water Capital Reserve Fund.
Well #7 Development	\$ 200,000	10%Public Works Trust Fund, 20%City Water Fund, 60%FEMA HMA Grant, 10%Developer Contribution.
Western College Place Water Storage Tank Reservoir 4	\$ 250,000	10.0%State Public Works Trust Fund, 50.0%FEMA HMA or Fed Inf Bill, 45.0%Water Capital Fund, 10.0%Dev Contribution
Reservoir 4 Transmission Main Project	\$ 200,000	12.0%Public Works Trust Fund, 50.0%Department of Health Grant, 25.0% Developer Fees, 25.0%Water Capital Reserve Fund
Reservoir #1 Repair, Overflow, and Seismic Retrofit	\$ 250,000	75%FEMA HMA Grant, 25%City Water Fund
Grand Total: All Capital Facility Projects	\$ 39,761,478	

Stay Connected with Us

More City of College Place budget details can be found online at: http://www.cpwawa.us/departments/finance/budget_2023.php. Visit www.cpwawa.us for city government news, alerts, and service details. Follow us on social media to see what's happening now.



Message from the Major

I am pleased to present the 2023 Operating & Capital Budget for the City of College Place, Washington. The City's budget is more than projected revenues and expenditures for a given year. **The budget attempts to hold the line on expenditures due to the uncertainty surrounding coming out of the COVID-19 pandemic, inflation, and supply chain challenges** all in while still representing our commitment to achieving the community's vision of a vibrant, healthy, and beautiful City. This budget also seeks to take advantage of unprecedented Federal and State grant opportunities made possible by the Bipartisan Infrastructure Act. The College Place City Council adopted a 10-year Strategic Plan in 2017/updated in 2019 & 2021, and the annual budgeting process is one of the most visible ways the City achieves and articulates the vision.

The 2023 budget appropriates \$62.74 million for expenditures, a 16.3% increase from the 2021 budget. The Current Expense Fund, which covers basic core, but vital, municipal services (ex: Fire, Police, and Parks) is \$10.0 million, a 21.8% decrease from the 2022 budget. This temporary increase in the overall spending in 2023 is directly related to the \$2.6 million American Rescue Plan Act funds received from the Federal government, financing from the State and a Federal Government Community Project Grant earmark for the large state-mandated Wastewater Treatment Plant upgrade, as well as the following major capital projects for 2023:

- City Council Chambers Renovation (Grant Funded)
- Fire Station Exterior Staircase Replacement
- Lions Park Renovation (partially grant-funded)
- SE Birch Ave (4th to 6th) Engineering (Grant Funded)
- SW Mojonnier Rd Reconstruction Engineering/Start of Construction (College Avenue to Bluvue) (partially grant funded)
- Construction of sidewalks in Central College Place (SW 6th & SW 8th) (grant-funded)
- Chipseal (SW 6th, SW 7th, SW 8th, SW 9th, SW Evans, SW Davis 96th to 8th), Cedar Bend Subdivision)
- Engineering of Stormwater Decant Facility for Street Sweeper (State mandated/grant funded)
- Road resurfacing/water line replacement work (SE 6th – College to Date)
- Start Wastewater Treatment Plant renovation (Federal/State mandated/partial-grant funded)
- Replace Wastewater Life Station #5 on SW 1st (Partial Grant-Funded)
- Engineering work on West side College Place Water System Enhancements (Well #7 & Reservoir #4 engineering)

This budget reflects a combination of cost cuts and minor revenue enhancements. We understand that many are experiencing economic uncertainties and that some residents are facing challenges, therefore this budget proposal is based on taking a 0% property tax increase. The budget before you all allows the City to cover its operations and maintenance costs and slowly begin to work on addressing the \$127.6-million-dollar backlog of Capital Facility projects.

I'd like to thank the citizens of College Place, the City Council, City staff, and our community partners for their creative and hard work to make this budget possible. Working together, we've crafted a plan that improves the quality of life of our community, strengthens the City's infrastructure, and continues to grow the City in a manageable and forward-thinking way.

I'd like to hear from you on where your ideas to continue to be "Where small town living and learning meet." Please stay engaged with city activities and projects by visiting www.cpwawa.us, viewing our social media outlets, observing our electronic reader board on College Avenue, reading our utility newsletter mailed to residents, attending our City Council or various board and commission meetings, or attend our quarterly Coffee with the Mayor meetings held at various locations around the City.

Norma L. Hernández, Mayor