City of College Place

2019 REVENUES AND PROPERTY TAX LEVY

Major Revenue Sources for 2019

Retail Sales Tax - $1,843,000

- Includes Sales & Use Tax, Criminal Justice Tax, Hotel/Motel Tax, and Natural

Utility Tax - $1,285,000

- Includes Electric, Gas, Garbage, Cable, and Telephone Taxes

Permits & Licenses - $1,671,000

- Includes Utility Connections ($1,360,000), Franchise Fees, and Building Permits and Plan Check Fees

Major Revenue Sources for 2019

State-Shared Revenues - $455,000

- Includes Motor Vehicle Fuel Tax, Liquor Taxes/Profits, Local Gov. Assistance, and Criminal Justice

EMS Levy - $315,000

Water and Wastewater Revenues

- Water - $2,474,000
- Wastewater - $2,983,000

Major Revenue Sources for 2019

Loans/Bonds (for capital) - $5,785,842

- Water Infrastructure projects - $5,665,842
- Stormwater Equipment - $120,000
- Wastewater Infrastructure – approx. $2,000,000

Grants (for capital) -

- Streets
- Parks
- Stormwater
- Water
- Wastewater

And Finally….

Property Tax - $1,932,285

Assessed Valuation

Regular Valuation	$647,011,319
New Construction	$ 18,878,500
Total Valuation	$665,889,819
Prior Year Valuation	$615,669,946
Change	$ 50,219,873

Levy Lid

Maximum of 1% increase annually

2018 Levy:	$1,386,879
101% of 2018:	$1,400,748
2019 Increase from 1%:	$ 13,869

New Construction Calculation

New Construction Valuation: $18,878,500
Increase from New Construction: $ 42,487

Levy Amount Calculation

101% of 2018:	$1,400,748
New Construction:	$ 42,487
Total with 1% Increase:	$1,443,235

Levy Rate per $1,000:	$ 2.167377
Prior Year (2018):	$ 2.250528

Bond Levy Calculation

Bond Levy Valuation*:		$651,446,339
* regular valuation net of exemptions		
Long Term Debt Requirement:	$	489,050
Bond Levy Rate per $1,000:	$	0.750714

Combined Levy Calculation

Regular Levy Rate per $1,000:	$ 2.167377
Bond Levy Rate per $1,000:	$ 0.750714
Combined Levy Rate per $1,000	
With 1%	$ 2.9180913
Without 1%	$ 2.8972639

Combined Levy Calculation

	Rate per $1,000	Change	Total Amount
2018 Combined	$3.06		$1,876,629
2019 Combined	$2.8972639	($0.1676658)	$1,918,416
2019 Combined + 1%	$2.9180913	($0.1468384)	$1,932,284

Assessed Valuations for 2011 through 2019			
Year	Assessed Valuation	Amt Change	% Chng
2011	$ 534,058,542	$ 13,247,261	2.5%
2012	$ 539,916,299	$ 5,857,757	1.1%
2013	$ 535,295,331	$ (4,620,968)	-0.9%
2014	$ 531,531,228	$ (3,764,103)	-0.7%
2015	$ 539,700,523	$ 8,169,295	1.5%
2016	$ 549,203,100	$ 9,502,577	1.8%
2017	$ 581,144,904	$ 31,941,804	5.8%
2018	$ 616,246,143	$ 35,101,239	6.0%
2019	$ 665,889,819	$ 49,643,676	8.1%

Property Tax - New Construction Valuation History

Year		New Const Valuation
2011		$ 7,218,900
2012		$ 12,613,900
2013		$ 4,867,800
2014		$ 4,829,200
2015		$ 8,842,590
2016		$ 9,544,030
2017		$ 17,658,930
2018		$ 7,278,820
2019		$ 18,878,500

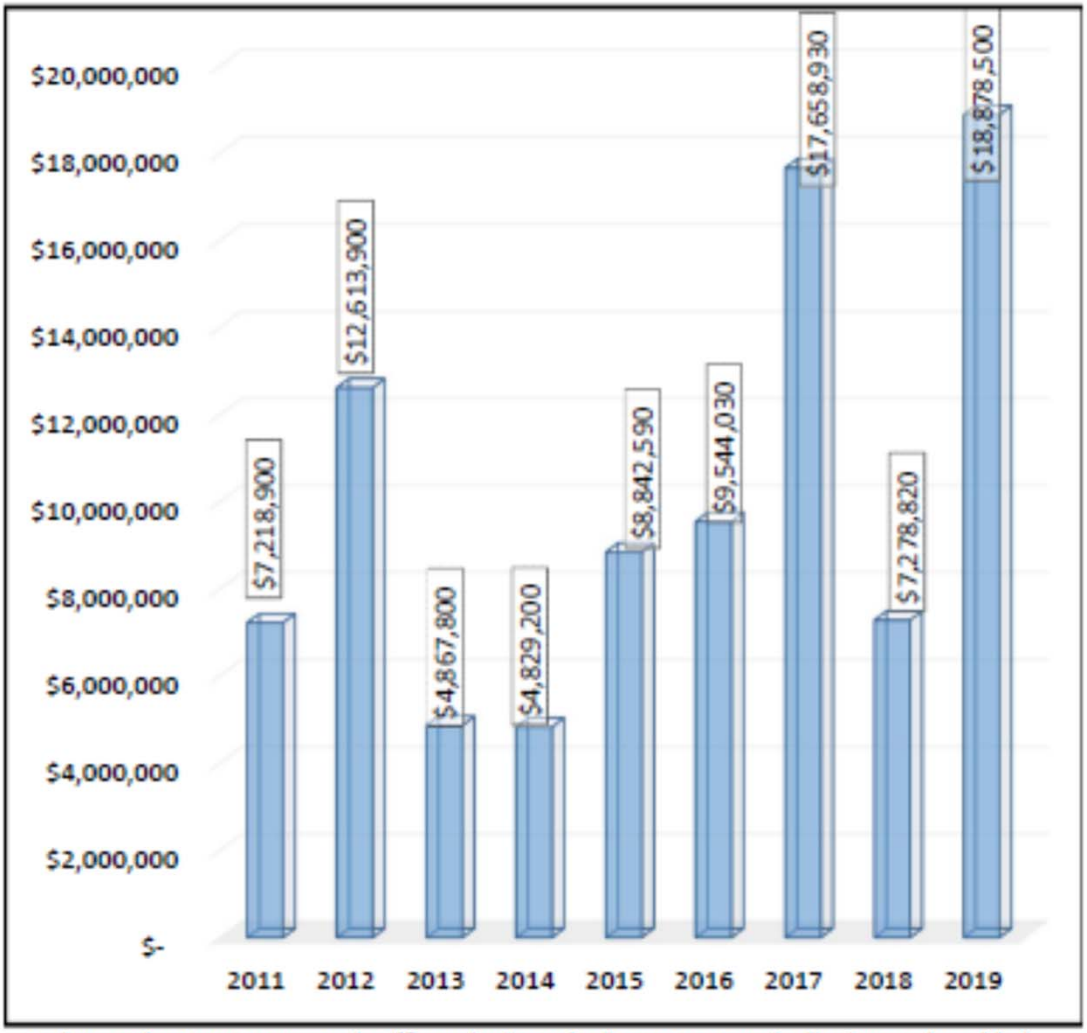

Each year the County Assessor's Office calculates the "New Construction" values to be added to each jurisdictions tax roles. The values are dependant on the new construction starts that take place in each entity and include "new construction, improvements to property, newly constructed wind turbines, any increase in the value of state assessed property, and any annexations that have occurred and refunds made." (WA State Dept of Revenue; RCW 84.55.120) Though the County will provide ESTIMATES during the levy preparation process, these estimates will change until the final figures are provided by the County in the spring of the following year.

For 2018, College Place received $1,876,629 of the total $76,992,637 levied in the County. That is 2.4%, or 2.4 cents of each dollar.

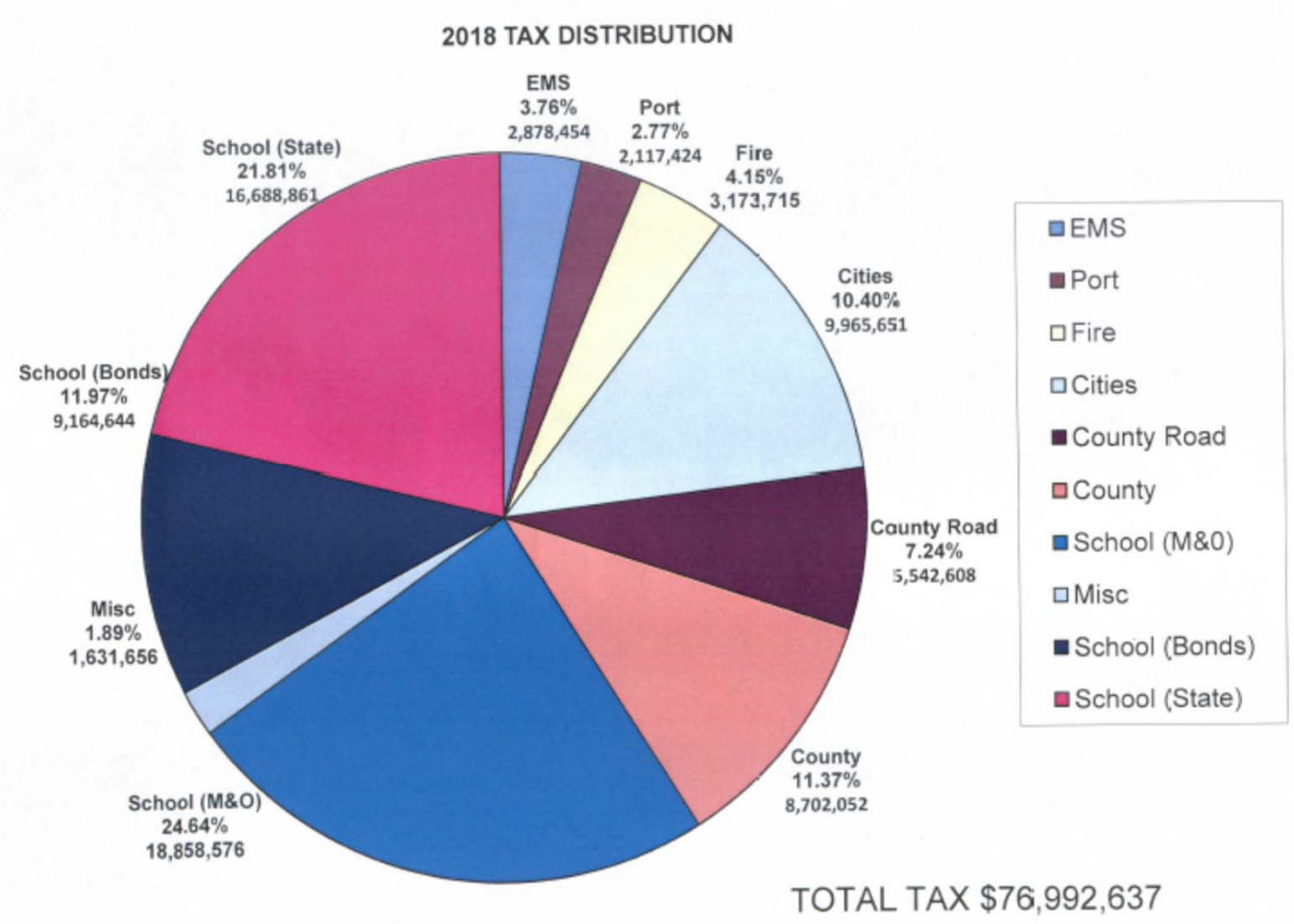
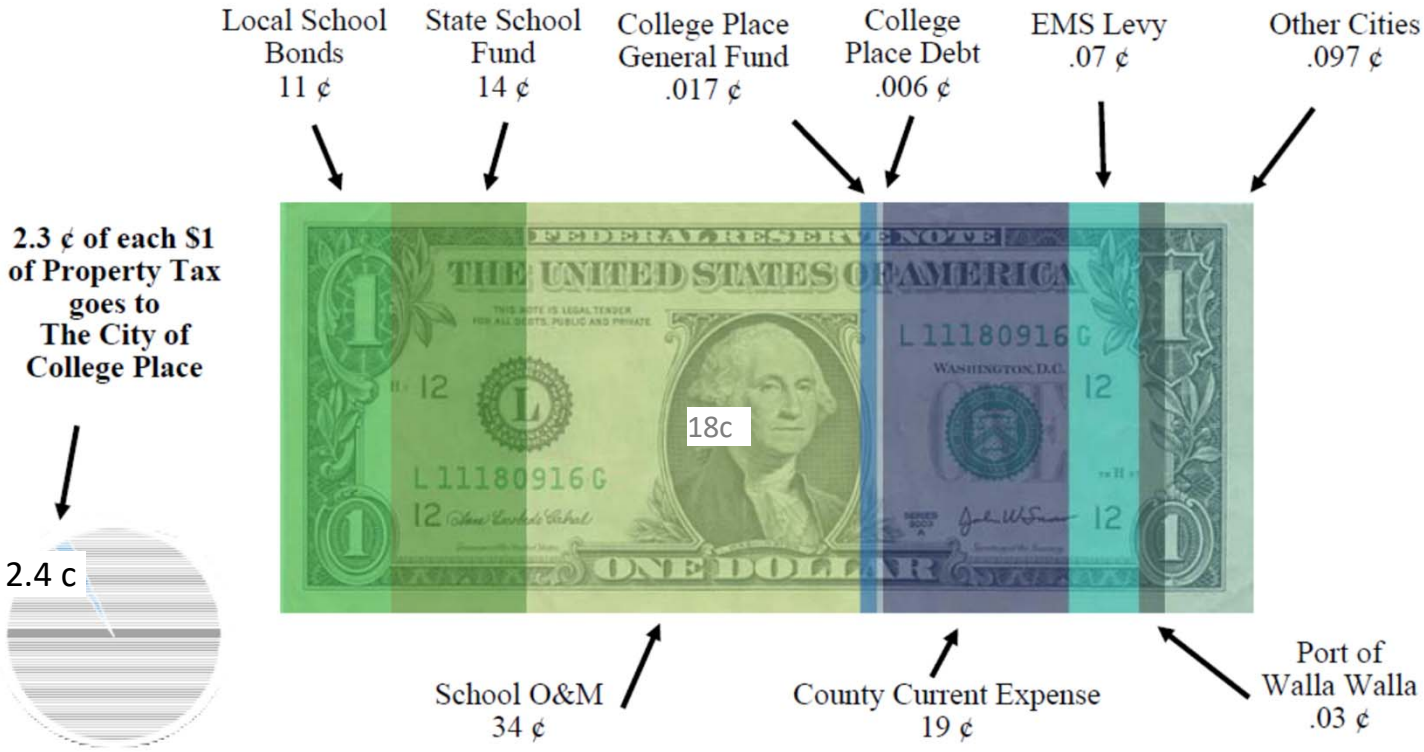
Break Down of How Each Dollar of Property Tax is Spent