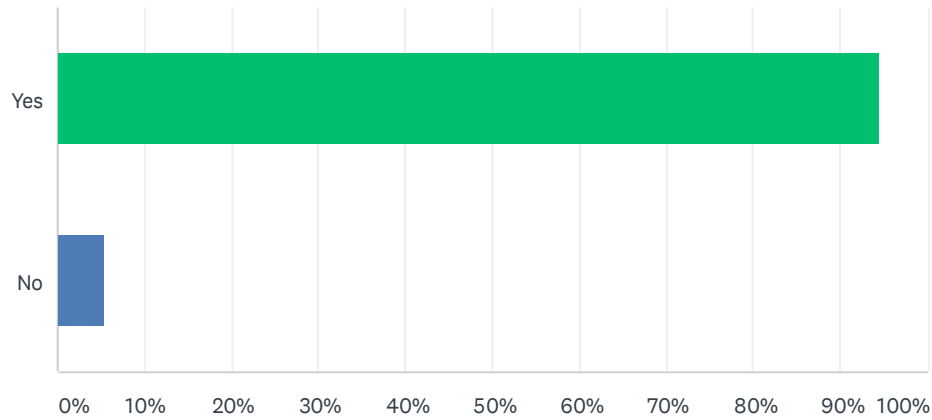


**Q1 The mission statement of the City is "Our Mission is to provide leadership and effective, fiscally responsible services that achieve our community's vision". Do you feel that is still relevant?**

Answered: 111 Skipped: 0



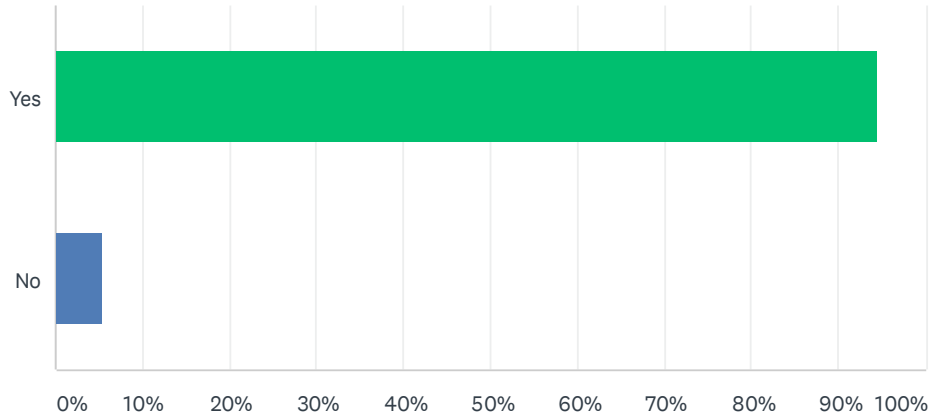
ANSWER CHOICES	RESPONSES	
Yes	94.59%	105
No	5.41%	6
TOTAL		111

**Q2 If you feel the mission statement is no longer relevant, what should it be?**

Answered: 22 Skipped: 89

Q3 The values in the adopted Strategic Plan are: Open and Honest, Cooperation, Respect, Service, and Diversity. Do you feel the values are still relevant?

Answered: 111 Skipped: 0



ANSWER CHOICES	RESPONSES	
Yes	94.59%	105
No	5.41%	6
TOTAL		111

## Q4 If no, what values should be added to the Strategic Plan?

Answered: 15 Skipped: 96

## Q5 What are your greatest concerns for the future of the City?

Answered: 67 Skipped: 44

## Q6 What should the City be doing more of?

Answered: 61 Skipped: 50

## Q7 What does the City do well?

Answered: 65 Skipped: 46

## Q8 What things does the City need to improve on?

Answered: 61 Skipped: 50

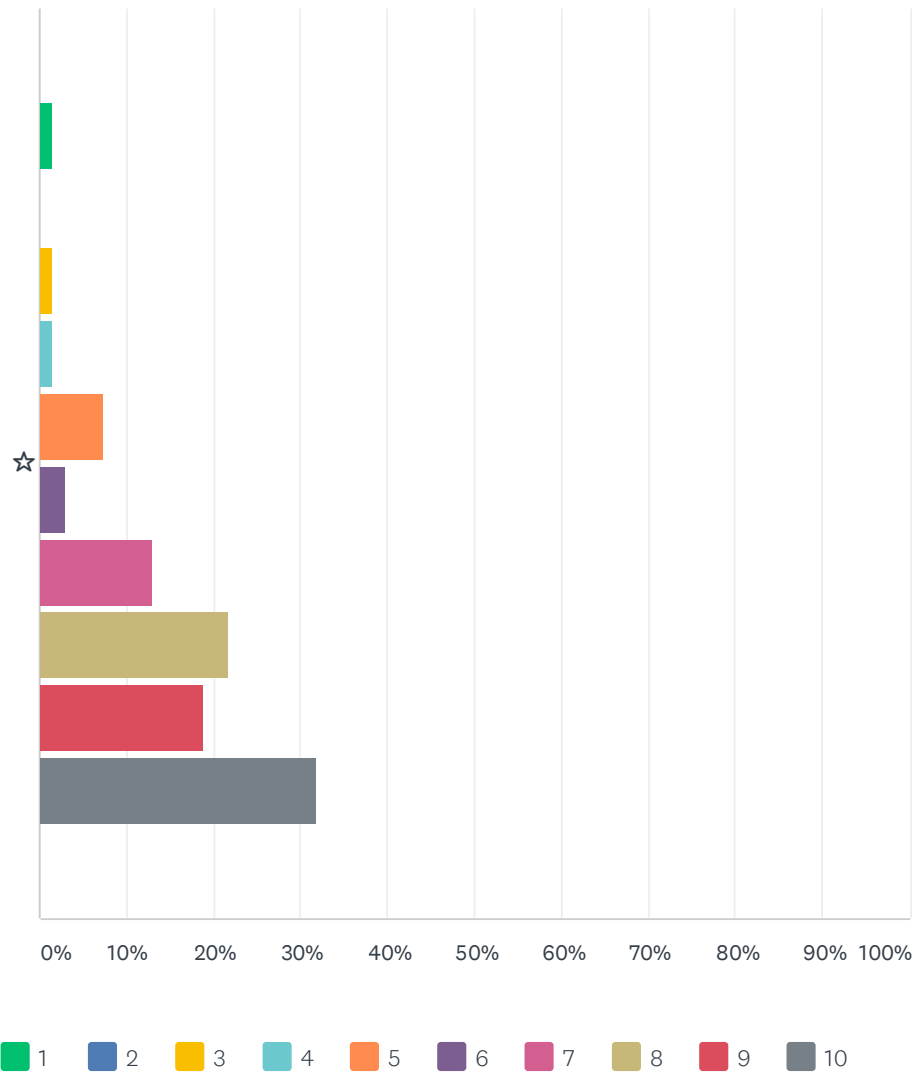


## Q9 If you could change one thing about the City, what would it be?

Answered: 57 Skipped: 54

## Q10 Please indicate your satisfaction with the quality of City Administration services?

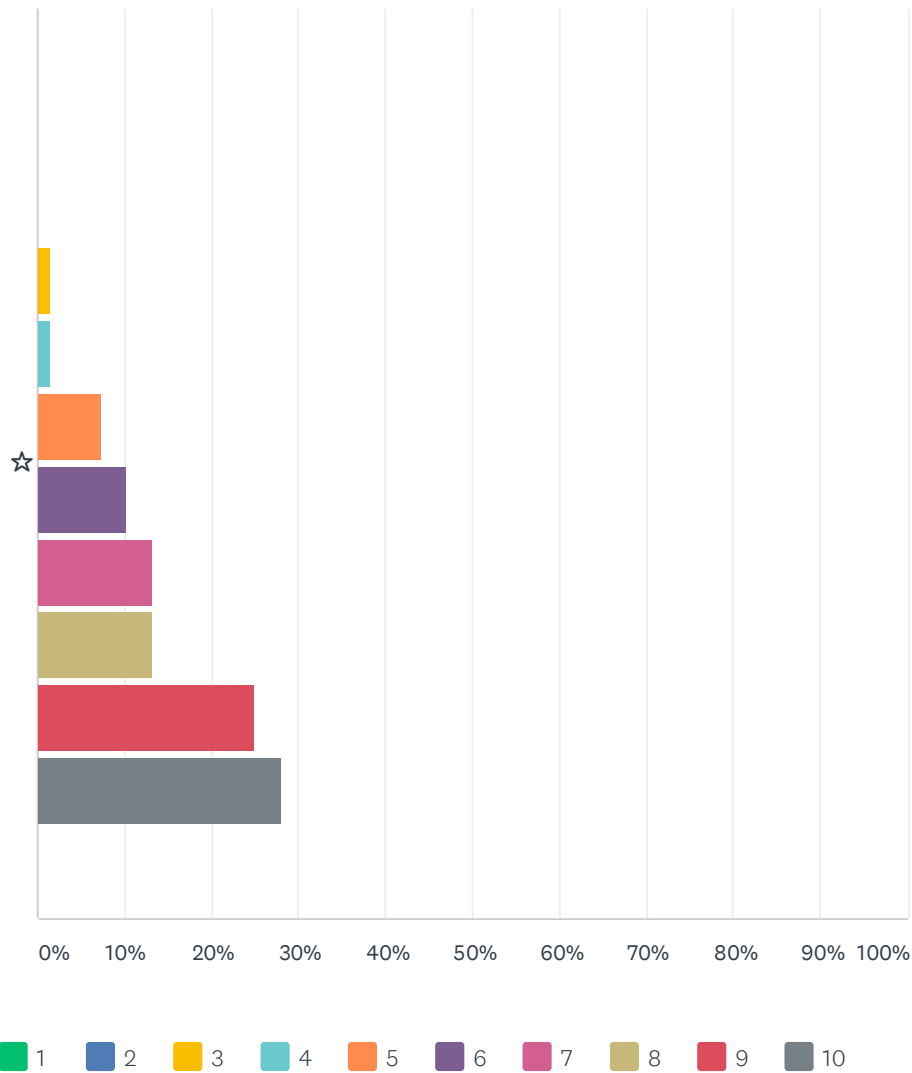
Answered: 69 Skipped: 42



	1	2	3	4	5	6	7	8	9	10	TOTAL	WEIGHTED AVERAGE
☆	1.45%	0.00%	1.45%	1.45%	7.25%	2.90%	13.04%	21.74%	18.84%	31.88%	69	8.19
	1	0	1	1	5	2	9	15	13	22		

## Q11 Please indicate your satisfaction with the quality of City Clerk's office services?

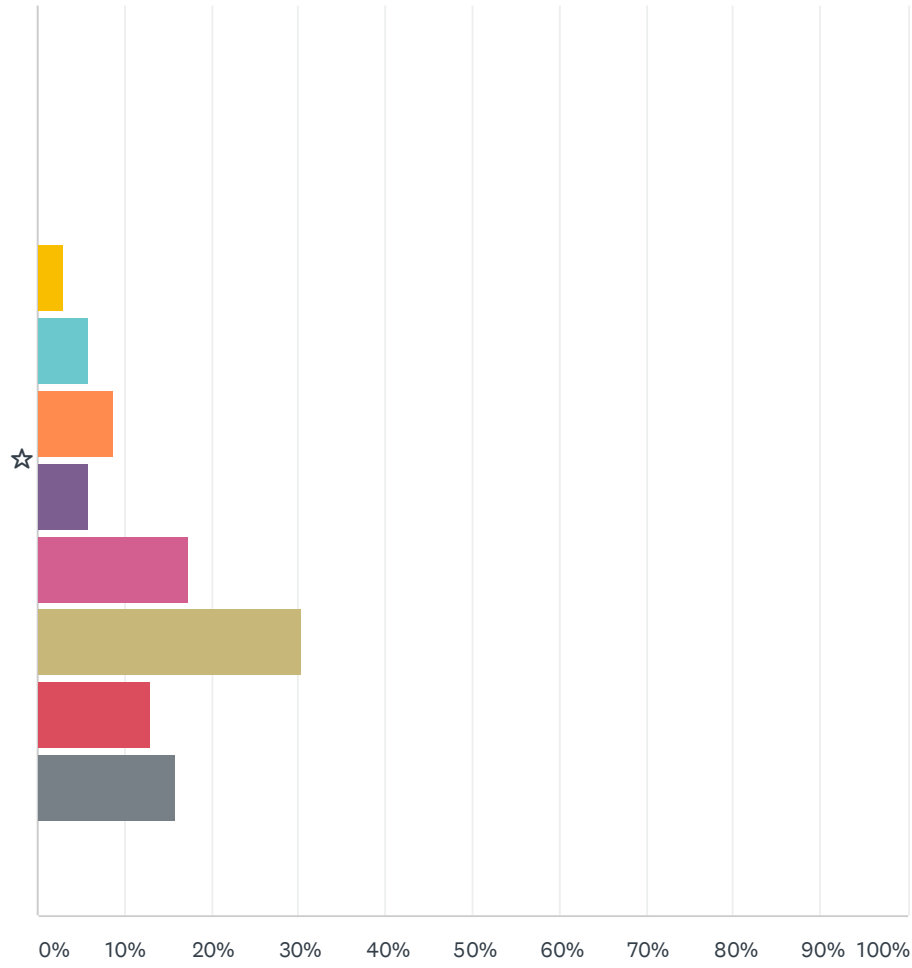
Answered: 68 Skipped: 43



	1	2	3	4	5	6	7	8	9	10	TOTAL	WEIGHTED AVERAGE
☆	0.00%	0.00%	1.47%	1.47%	7.35%	10.29%	13.24%	13.24%	25.00%	27.94%	68	8.12
	0	0	1	1	5	7	9	9	17	19		

## Q12 Please indicate your satisfaction with the quality of Community Development Department services?

Answered: 69 Skipped: 42

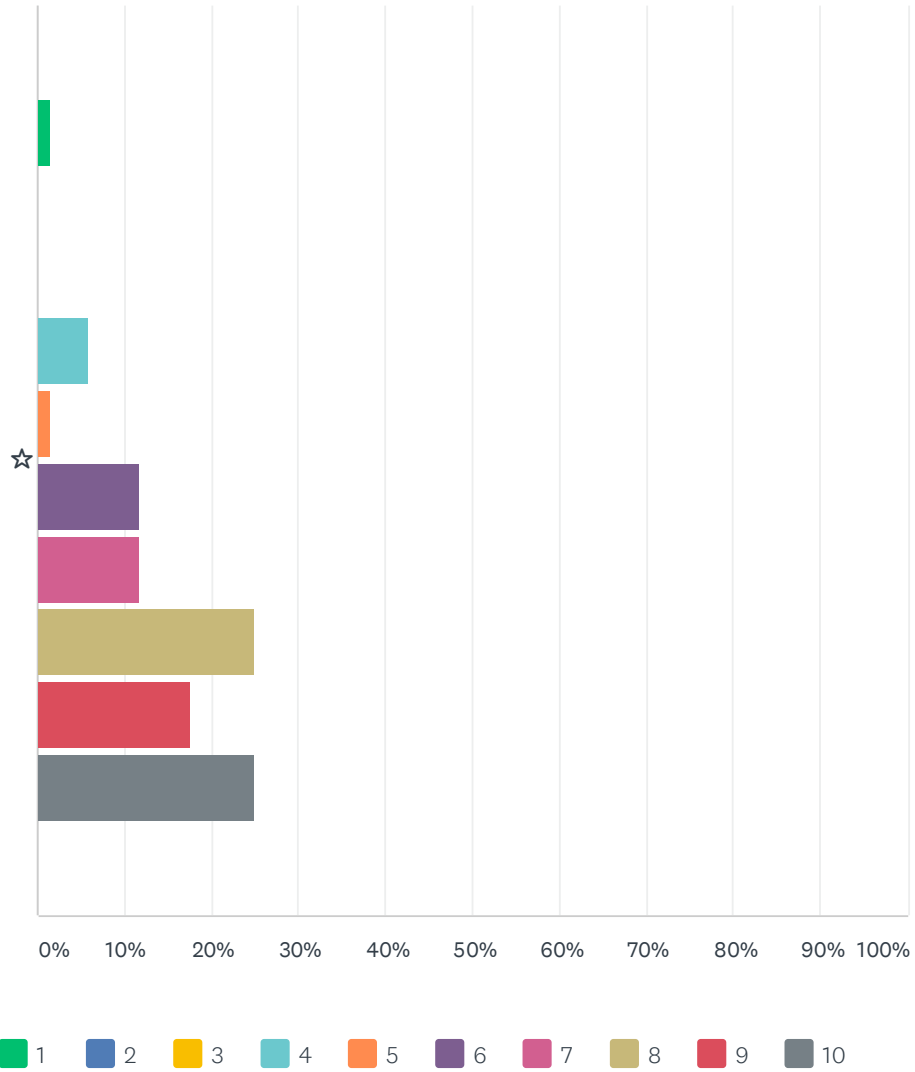


■ 1 
 ■ 2 
 ■ 3 
 ■ 4 
 ■ 5 
 ■ 6 
 ■ 7 
 ■ 8 
 ■ 9 
 ■ 10

	1	2	3	4	5	6	7	8	9	10	TOTAL	WEIGHTED AVERAGE
☆	0.00%	0.00%	2.90%	5.80%	8.70%	5.80%	17.39%	30.43%	13.04%	15.94%	69	7.52
	0	0	2	4	6	4	12	21	9	11		

## Q13 Please indicate your satisfaction with the quality of Finance Department services?

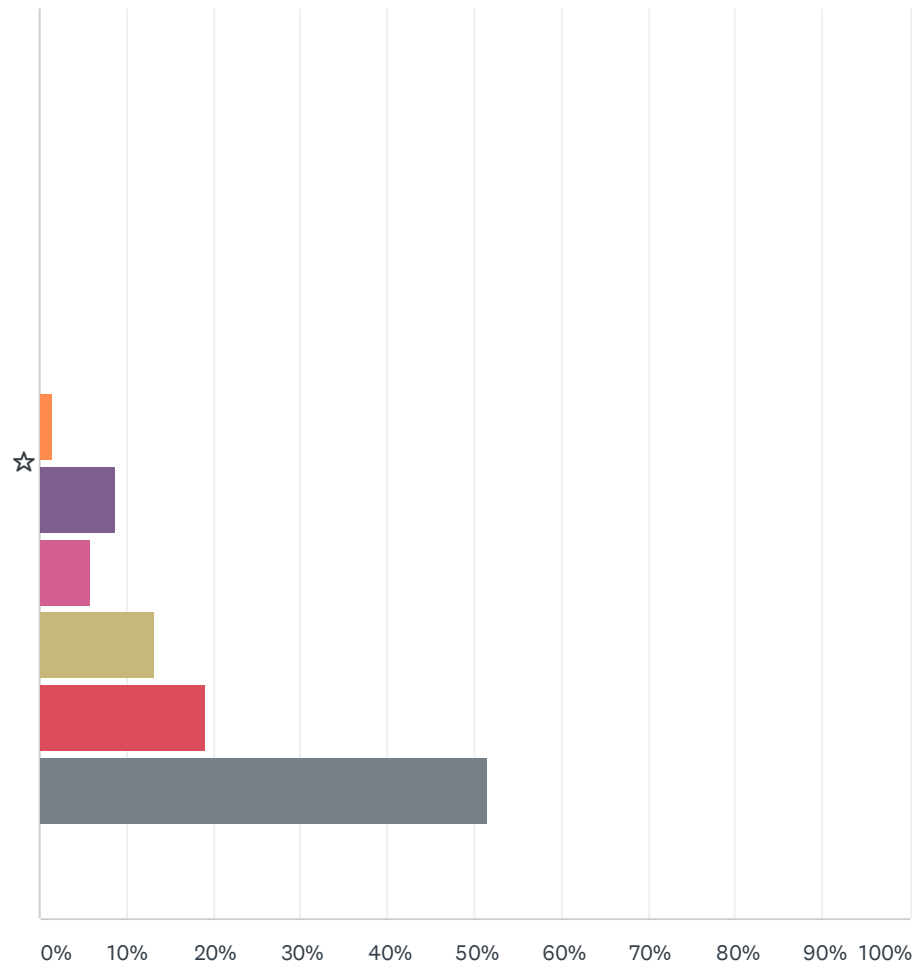
Answered: 68 Skipped: 43



	1	2	3	4	5	6	7	8	9	10	TOTAL	WEIGHTED AVERAGE
☆	1.47% 1	0.00% 0	0.00% 0	5.88% 4	1.47% 1	11.76% 8	11.76% 8	25.00% 17	17.65% 12	25.00% 17	68	7.94

# Q14 Please indicate your satisfaction with the quality of Fire Department services?

Answered: 68 Skipped: 43

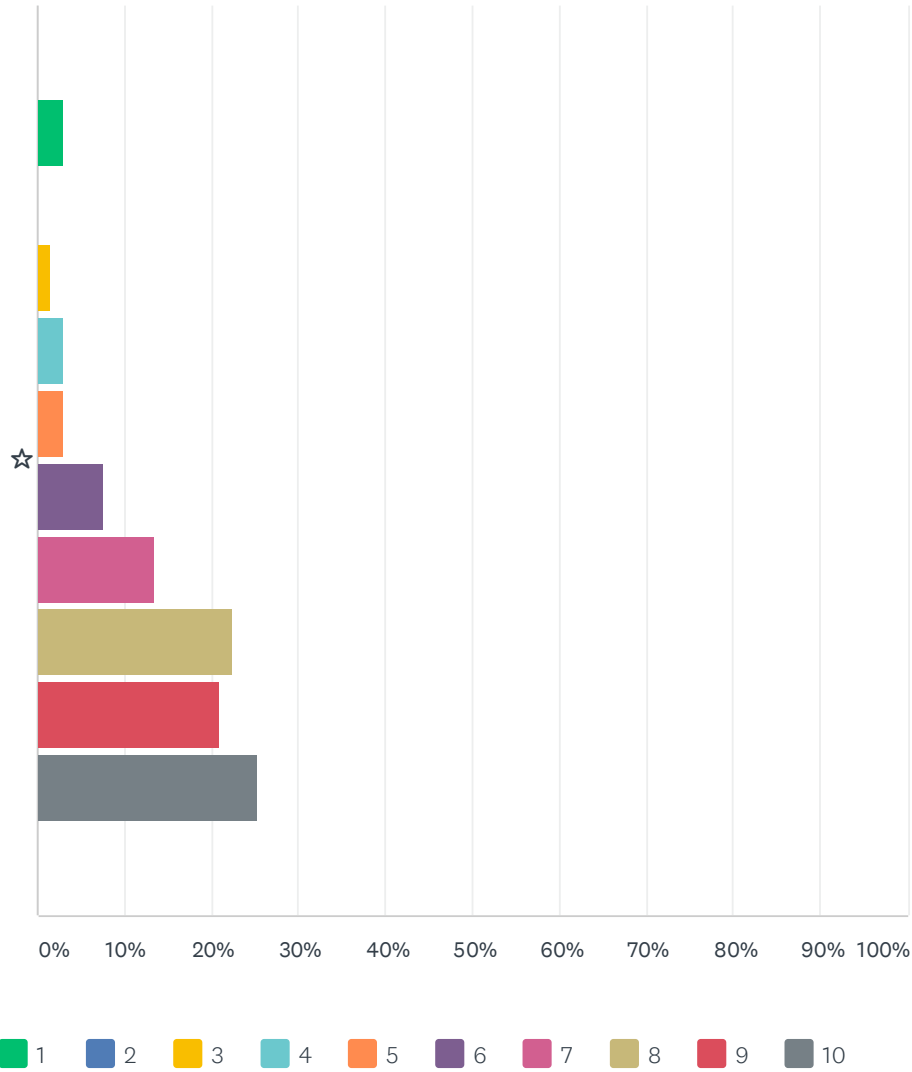


■ 1 
 ■ 2 
 ■ 3 
 ■ 4 
 ■ 5 
 ■ 6 
 ■ 7 
 ■ 8 
 ■ 9 
 ■ 10

	1	2	3	4	5	6	7	8	9	10	TOTAL	WEIGHTED AVERAGE
☆	0.00%	0.00%	0.00%	0.00%	1.47%	8.82%	5.88%	13.24%	19.12%	51.47%	68	8.94
	0	0	0	0	1	6	4	9	13	35		

## Q15 Please indicate your satisfaction with the quality of Human Resources Department services?

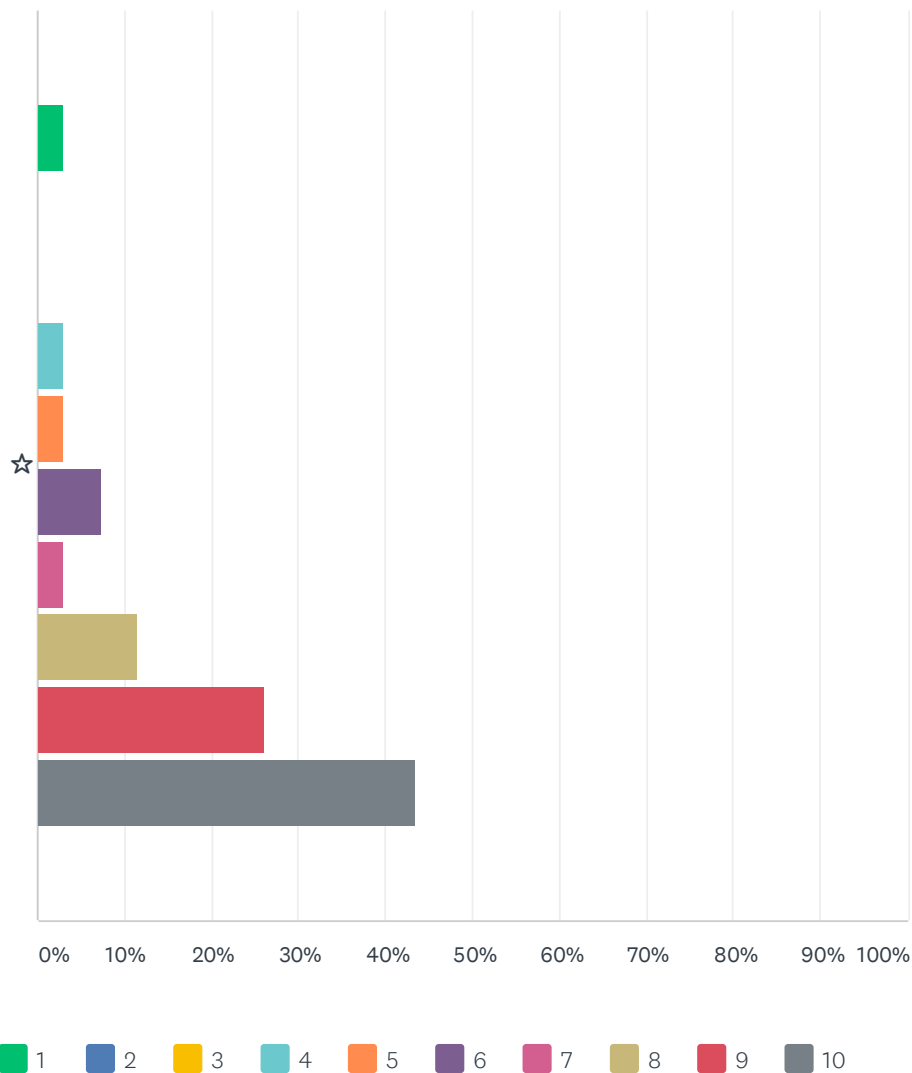
Answered: 67 Skipped: 44



	1	2	3	4	5	6	7	8	9	10	TOTAL	WEIGHTED AVERAGE
☆	2.99%	0.00%	1.49%	2.99%	2.99%	7.46%	13.43%	22.39%	20.90%	25.37%	67	7.94
	2	0	1	2	2	5	9	15	14	17		

# Q16 Please indicate your satisfaction with the quality of Police Department services?

Answered: 69 Skipped: 42

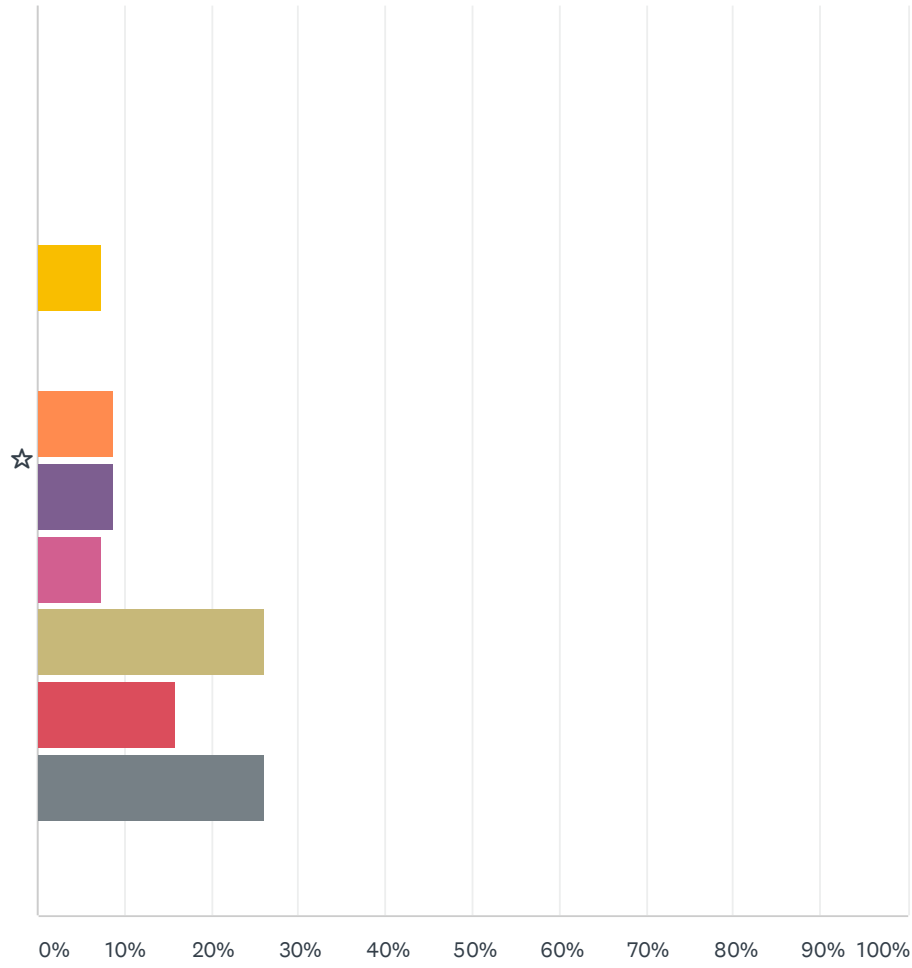


	1	2	3	4	5	6	7	8	9	10	TOTAL	WEIGHTED AVERAGE
☆	2.90%	0.00%	0.00%	2.90%	2.90%	7.25%	2.90%	11.59%	26.09%	43.48%	69	8.55
	2	0	0	2	2	5	2	8	18	30		



## Q17 Please indicate your satisfaction with the quality of Public Works Department services?

Answered: 69 Skipped: 42

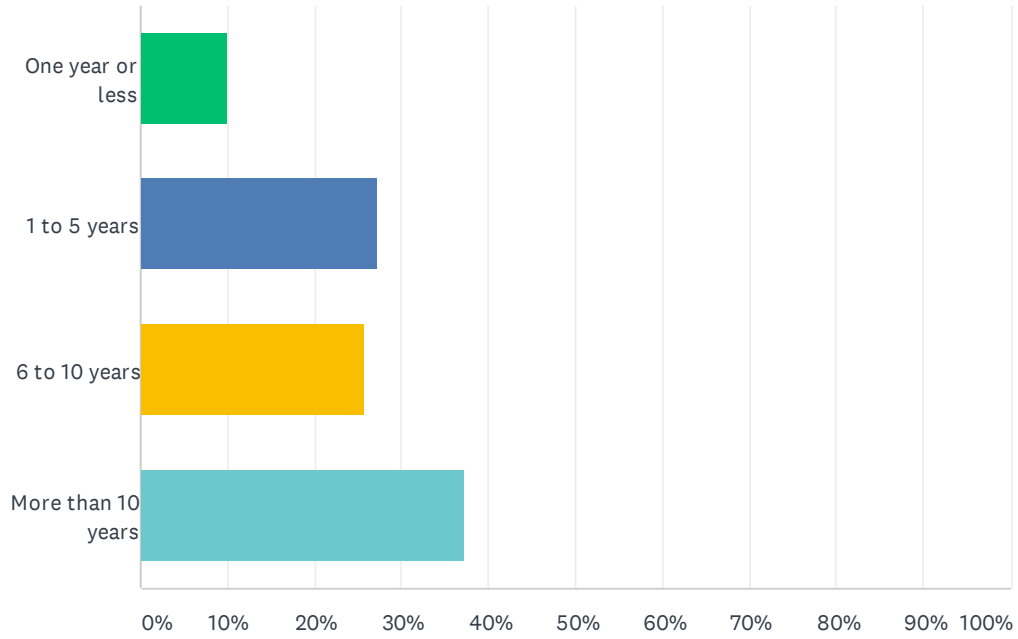


■ 1 
 ■ 2 
 ■ 3 
 ■ 4 
 ■ 5 
 ■ 6 
 ■ 7 
 ■ 8 
 ■ 9 
 ■ 10

	1	2	3	4	5	6	7	8	9	10	TOTAL	WEIGHTED AVERAGE
☆	0.00%	0.00%	7.25%	0.00%	8.70%	8.70%	7.25%	26.09%	15.94%	26.09%	69	7.81
	0	0	5	0	6	6	5	18	11	18		

## Q18 Length of Residency in the City of College Place

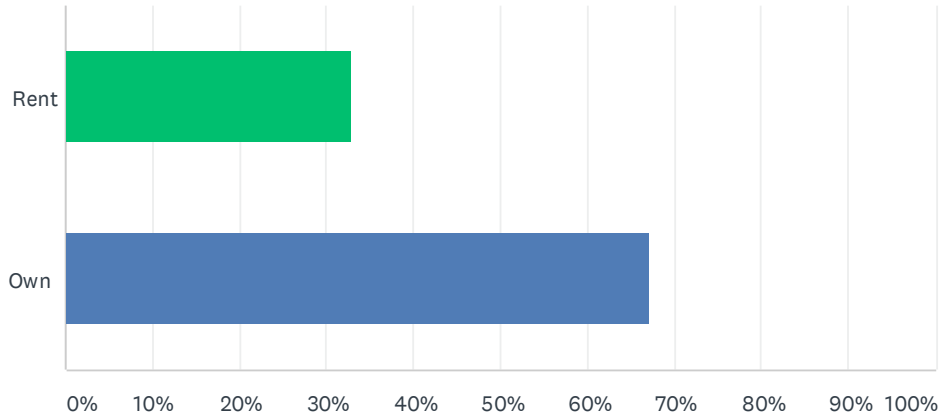
Answered: 70 Skipped: 41



ANSWER CHOICES	RESPONSES	
One year or less	10.00%	7
1 to 5 years	27.14%	19
6 to 10 years	25.71%	18
More than 10 years	37.14%	26
<b>TOTAL</b>		<b>70</b>

## Q19 Rent or Own Place of Residence?

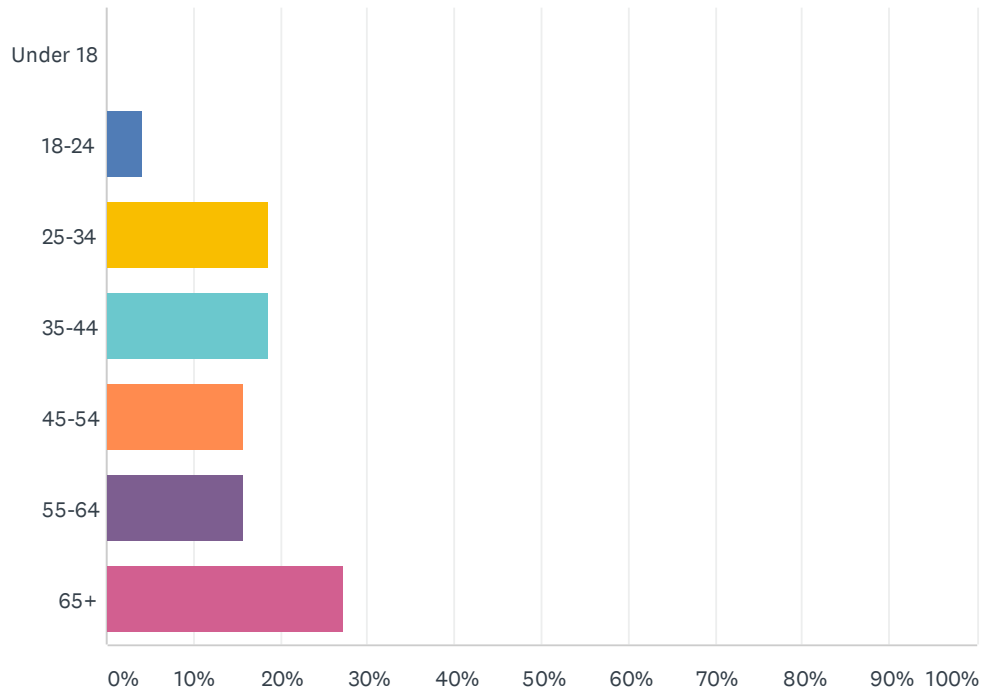
Answered: 70 Skipped: 41



ANSWER CHOICES	RESPONSES
Rent	32.86% 23
Own	67.14% 47
TOTAL	70

## Q20 Age

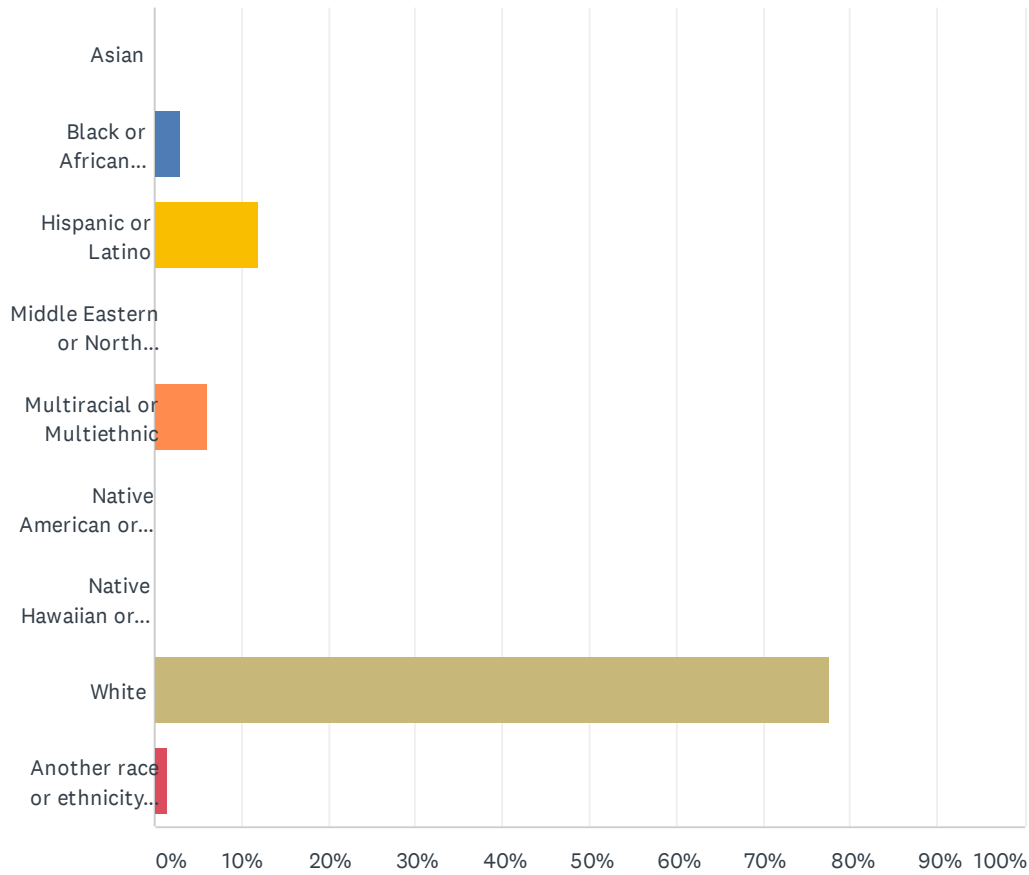
Answered: 70 Skipped: 41



ANSWER CHOICES	RESPONSES	
Under 18	0.00%	0
18-24	4.29%	3
25-34	18.57%	13
35-44	18.57%	13
45-54	15.71%	11
55-64	15.71%	11
65+	27.14%	19
<b>TOTAL</b>		<b>70</b>

## Q21 What is your race or ethnicity?

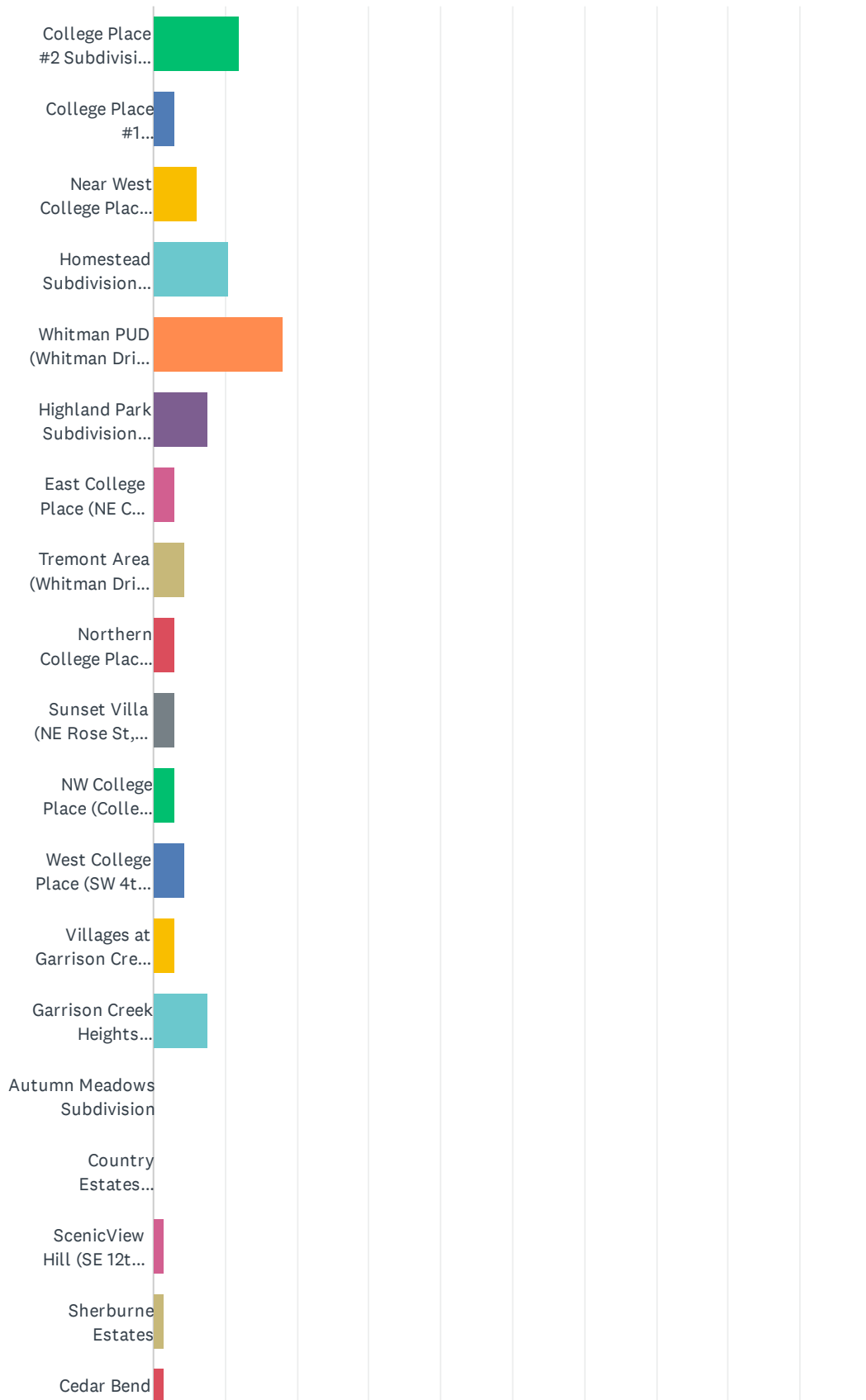
Answered: 67 Skipped: 44



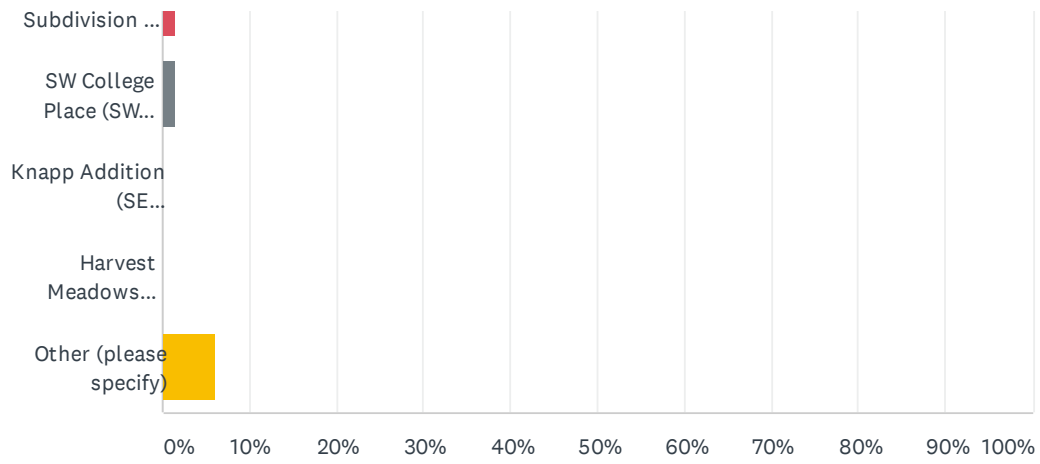
ANSWER CHOICES	RESPONSES
Asian	0.00% 0
Black or African American	2.99% 2
Hispanic or Latino	11.94% 8
Middle Eastern or North African	0.00% 0
Multiracial or Multiethnic	5.97% 4
Native American or Alaska Native	0.00% 0
Native Hawaiian or other Pacific Islander	0.00% 0
White	77.61% 52
Another race or ethnicity, please describe below	1.49% 1
<b>TOTAL</b>	<b>67</b>

## Q22 What neighborhood do you reside in within the City?

Answered: 67 Skipped: 44



# City of College Place: Strategic Plan Update Survey



City of College Place: Strategic Plan Update Survey

ANSWER CHOICES	RESPONSES	
College Place #2 Subdivision (SE 4th, SE Larch, SE 12th, and S College Ave)	11.94%	8
College Place #1 Subdivision/Walla Walla University (Whitman Dr, SE Date Ave, SE 4th, SW Davis Ave)	2.99%	2
Near West College Place (Whitman Drive, SW Davis, SW 4th, SW Academy Way)	5.97%	4
Homestead Subdivision (Whitman Drive, SW Doans, SW Julia, SW Homestead)	10.45%	7
Whitman PUD (Whitman Drive, SE Larch, SE 4th, SE Date)	17.91%	12
Highland Park Subdivision (Highland Park, Davin)	7.46%	5
East College Place (NE C Street, NE Myra Rd, SE Tamarack, SE/NE Larch)	2.99%	2
Tremont Area (Whitman Drive, NE C Street, NE Larch, N College Ave)	4.48%	3
Northern College Place (NE C Street, N College Ave, NE Rose St, NE Myra Rd)	2.99%	2
Sunset Villa (NE Rose St, NE Dawson, NE Electric, NE Myra)	2.99%	2
NW College Place (College Avenue, Whitman Drive, NW Hussey, NW Blalock)	2.99%	2
West College Place (SW 4th, College Ave, SW Mojonier, SW Grandview)	4.48%	3
Villages at Garrison Creek Subdivision	2.99%	2
Garrison Creek Heights Subdivision	7.46%	5
Autumn Meadows Subdivision	0.00%	0
Country Estates Subdivision	0.00%	0
ScenicView Hill (SE 12th, SE Larch, SE Sunny, College Ave)	1.49%	1
Sherburne Estates	1.49%	1
Cedar Bend Subdivision (SE Lamperti, SE Meadowbrook, SR 125, College Ave)	1.49%	1
SW College Place (SW Mojonier, College Ave, Old Milton Hwy, SW Teal Rd)	1.49%	1
Knapp Addition (SE Independence, Constitution, Colonial, Justice)	0.00%	0
Harvest Meadows Subdivision (SE Larch, SE Harvest Meadows, SE Bliss Ln)	0.00%	0
Other (please specify)	5.97%	4
<b>TOTAL</b>		<b>67</b>