

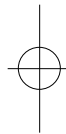
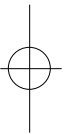
HOW to RESEARCH the history



of a House



**NJ Department of Environmental Protection
Division of Parks & Forestry**



Cover photo: Patricia A. Kennelly-Murray

Page 1 photo: Debra Natyzak

Page 12 photo: Lila Sarapin

People, programs and resources for New Jersey's heritage. . .

New Jersey's Historic Preservation Office brings expertise in a variety of fields essential to preserving historic resources. We count among our staff historians, researchers, planners, architectural historians, architects, and archaeologists. We respond to more than 40,000 calls yearly from people who are working to preserve, protect and promote our state's historic resources. Whether you are interested in establishing a local historic district, nominating a building to the New Jersey and National Registers of Historic Places, or just interested in restoring your house, you can find information and guidance by calling us. That's what we are here for — to sustain New Jersey's irreplaceable resources by providing support and fostering stewardship of our state's historic places.



How do you know if a place is historic?

There are many types of resources that meet the criteria for historic significance. We assist people in the public and private sector who wish to take a proactive role in protecting New Jersey's resources. This publication is provided as a guide to the amateur historian in researching the history of individual properties as a primary step in local historic preservation.

How to Research the History of a House

When tracing the history of a house, it is important to find answers to the following questions:

1. What is the name of the structure?

Note: It is important to use an historic name, one which will continue to be meaningful regardless of changes in occupancy or use. Usually the name of the original owner of a house, or of the original use of a public or commercial building, is the correct one for historical purposes. Sometimes there is a recognized historic name which was used by the original owner (such as: Drumthwacket).

2. What is the location and address of the house?
3. What is its date of erection?
4. Who was the architect, designer and supplier of material for the structure?
5. What alterations and additions (with dates, name of architect, builder, etc.) have been made to the structure?
6. What is the name of the original owner and of all subsequent owners?
7. What additions to, or sale of, property were made by the owners?
8. What historical events and/or persons are associated with the structure?

The means by which to procure answers to the above questions have been placed under four basic categories: **1) Oral History; 2) Documentary Sources; 3) Inferred Data; 4) Physical Evidence.**

Oral History

The term “oral history” simply refers to any information which is obtained from anyone who might possibly know anything about the house in its early years. Information of this type may be more abundant with houses built after 1890 than for those prior to this period.

An important first step would be to establish a valid chain of title. This may be done through contact with the present owner or with neighbors. Always start your title trace by working from the present owner. Assuming you were able to trace the ownership of the house, you may wish to consult the local telephone directory to determine if any of these people or their relatives are still in the area. Contact can be made by either phone calls or letter/questionnaires, which can quickly determine whether any helpful data may be obtained from these individuals. After a response is received from those people contacted, make a select list of those you feel would be most beneficial to your quest in finding historical and architectural information on the house and conducting interviews.

Documentary Services

In most cases there is more than one public office where you can find records relating to the property in question. Generally, the later the house the greater the chance of finding specific information. Records prior to 1830 tend to be scant, vague, and relate more to the land than to dwellings. It is also possible that none of the old records are still in existence. This can be attributed to either loss by fire or neglect. Procedures for filing public documents vary from town to town.

The Municipal Building Department may be one of your best sources for information pertaining to your house. The one chink in this is that they may not have been issuing building permits at the time the dwelling was built. From these records you may be able to obtain the following information:

- A.** Date of issuance of the building permit
- B.** Name of owner
- C.** Name of builder or architect
- D.** Cost
- E.** Type of heating plant, roof and basic materials used
- F.** Floor plans that show placement of major fixtures
- G.** Dates and types of major alterations

In order to locate the above information, it will be necessary to know or find out what your block and lot numbers are. These can generally be found on either the Deed, Building Department maps or from Plat Books (all of which will be discussed later).

Often, only summary information (permit number) will be recorded on

an index card, in the Municipal Building Department files. This will be used as a primary working reference for your property.

Researching the detailed information requires retrieving the original permit from the Building Department's archives. This can be a time-consuming chore and may require special permission. You may possibly run into problems with the Building Department personnel who will not exactly welcome your time-consuming inquiries. But polite persistence will inevitably get the assistance you need.

Deed Searching

A second source of documentary information is either the County Courthouse or the New Jersey State Archives, Division of Archives and Records Management, where deeds listing real estate transactions are stored. These sources will give you names, dates of ownership of the property, and in some cases, sketchy information about the dwelling on the property.

Note of Caution: When the deed dates prior to the 1700s or early 1800s, you must not automatically assume that the structure you are researching is the same one referred to in the earliest deed. This may be attributed to the building's destruction by fire and replacement at a later date or that the structure was moved from its original place of erection to a new plot of land.

Assuming there is no clue to the actual date the structure was built, you must start at the County Courthouse with the name of the current owner. A clerk at the Courthouse will explain to you how to use the Grantor-Grantee books which list the exact disposition of each deed. In these books the current owner will appear as a Grantee and the seller of the property, the Grantor. At this point you begin to trace the title of the property back, keeping in mind that the Grantor was presumably the Grantee in the previous transaction, by referring back and forth to both the Grantor and Grantee books. You will continue this process of locating the Grantor-Grantee until a chain of title is completed. Remember, when researching deeds, etc., it is important to make note of its present location (Courthouse) book and page numbers.

Also list the names of each owner and dates of ownership. County records, for the most part, date back only to the period 1785-1800. Whereas, all registered pre-revolutionary deeds, also most county deeds

prior to 1900, for the State of New Jersey are located at the New Jersey State Archives, Division of Archives and Records Management in the State Library, Trenton.

Wills

In many cases property often passes not by deed, but by will. Evidence of this is that deeds under a particular family name are not listed over a long period of time. If this happens, check the listings of wills, under the name of the last known owner. These documents are also filed either at the Courthouse or, as before, the New Jersey State Archives. When the will is located, check to see who received the title of the property. After this has been done, take this name and check the Grantor-Grantee books and resume the aforementioned process. These wills often contain valuable information about the house and its contents (possibly an inventory of the property).

Historic American Buildings Survey

The Historic American Buildings Survey (HABS), which was initiated in 1936 and is still in progress, may prove to be a useful source of information. These surveys are contained in books listing the sites by State, County and Municipality. The following information may be obtained from this source:

- | | |
|--|--|
| <p>A. Basic identification - the historic name, and location (in the event the house was moved, you may find the original location).</p> <p>B. A general statement as to the architectural and historical interest and merit of the structure, (why it was considered worth recording) also the overall condition of its fabric.</p> | <p>C. Summary description, giving the number of stories, number of bays, over-all dimensions and a concise characterization of the structure's layout of shape.</p> <p>D. Bibliographical references, listing books, etc., used to obtain the historical information. (These references may prove to be worthwhile reading).</p> |
|--|--|

When consulting these surveys, depending on the site, the historical information may be erroneous. This is due to the new methods of dating not available at the time that particular survey was done. In general the HABS information is accurate although information in them should be verified from other sources. HABS information can be found at the New Jersey State Archives.

Directories

During the late 1800s and early 1900s many areas had directories which listed people at their home addresses (these were the forerunners of the present telephone directories). Many of these directories included occupational information. The real value of these books is that they can be of immense help in tracing the ownership when official records have been lost or destroyed.

The directories are usually organized by address. In this case, you trace back and find the oldest entry you can (use same process of recording information as was previously described in the deeds section). Some directories were arranged alphabetically by last name. In these cases, you must have names from the deeds or other records in order to know whom to look up. From these directories you can often watch the rise or fall of an individual's fortunes by looking him up in successive directories. These source materials should only be used to verify deed information. The directories can be found at either your public library or New Jersey State Archives.

Another type of directory useful in the research of historical information (pertaining to an individual and/or his property) is the Federal Census for New Jersey, although confidential for this century, which is available for the period of 1830 to 1895. There are also New Jersey State Census records for the period of 1855 to 1915, which will provide general information about an individual and his property. New Jersey State Census records for 1905 and 1915 are available only by application to the New Jersey Department of Health, Vital Statistics and Registration, P.O. Box 360, Trenton, 08625. All information, except New Jersey Census records for 1905 and 1915, can be found at the New Jersey State Archives.

Tax Ratables

Like the directories, tax ratables give an insight into the property and possessions of the individual being researched. Tax ratables are lists of all taxable items owned by an individual. The properties are usually listed alphabetically by township. (There may be a county list, but those which list items in each township are of more help). These documents tend to be

vague and should therefore only be used to support other documentation. Coverage of the State is incomplete. The period covered is roughly 1773 to 1822.

Maps

There are many types of maps which may prove to be valuable in your research. The most common and helpful are those contained in the Plat Books (volumes of large-scale maps showing plots and buildings on each block) which are available for most large communities dating back into the 19th century. These maps were originally drawn up for insurance purposes but serve as valuable research guides. By comparing county and city atlases from year to year it may be possible to see how a community developed, when water and sewer lines appeared, etc. The most complete collection of these atlases can be found at the Rutgers University Library in New Brunswick. These maps or atlases can also be found at your local library, county courthouse and depending on the time period, the New Jersey State Archives.

Books and Newspapers

You may wish to consult books on local, municipal and/or county histories. These may or may not lead to the information needed. When working with books, particularly those written in the 19th century, you must be careful for they are apt to be inaccurate. Often primary sources (deeds, maps, etc.) were not available to the author. In addition, hearsay evidence was tolerated more than it is today. It is always advisable, therefore, to check this information and use it in conjunction with information derived from primary sources.

To verify the existence of a house on the property in question, you may wish to consult real estate advertisements in local newspapers. This may be accomplished by using the date of purchase obtained from a deed, and by checking local newspapers dating back several months. For the period prior to 1783, advertisements referring to New Jersey may be published in several volumes of the New Jersey State Archives, a series available in most libraries in the State. These volumes are indexed by name and by town. The most complete collections of newspapers, and county, township, etc., histories in New Jersey can be found at the Rutgers University Library and the New Jersey State Archives.

Historic Resource Surveys & Registers of Historic Places

One of the most frequently overlooked sources of information is the Historic Preservation Office in Trenton. The Historic Preservation Office is the repository for a multitude of Historic Resource Surveys. The properties recorded in these surveys are described, analyzed, mapped and photographed. Each survey generally includes a narrative introduction which discusses the historic and architectural development of the area (municipality, county, region) surveyed. In addition to the survey information, the Historic Preservation Office is the repository for both the New Jersey and National Registers of Historic Places. The registers include designated districts, sites, buildings, structures, and objects that are significant in American history, architecture, archaeology, engineering and culture. All records are accessible to the public. However, all users are requested to contact the Historic Preservation Office in advance to ensure that staff will be available to assist them in locating the data.

Inferred Data

In cases where no written records can be found, you must then fall back on information which is inferred (in other words, an educated guess) from the house itself. Houses built prior to 1830 may provide many clues from the fabric (material used in construction) of the house itself. During this period most construction materials were handmade and enough variations in materials exist to provide rough dating clues.

After 1830, machine technology became widespread, and as a result, materials and methods of construction are from this point on, more or less uniform; so, it is very difficult to date late 19th century houses from materials alone. Another semi-accurate method is to look at the architectural styling of the house, both inside and out. The flaw in this is that in older houses as style changed, architectural details were modified.

Inferences which have been drawn from architectural style must be based on the knowledge that tastes in domestic architecture have gone through well-defined phases. Two precautions must be observed when drawing conclusions:

- 1) Styles were in fashion at different times depending on the area in question;
- 2) You must learn about the deceptive clues that a house may display. A fair approximation of dates for construction of the house can be obtained after consulting books in the bibliography.

Deceptive Clues

Most common errors in looking for age clues in the style of a house are those based on the entire physical mass. This approach overlooks improvements and modifications.

Example: The Grover Cleveland birthplace in Caldwell, New Jersey was a simple vernacular Presbyterian church manse built in 1832. It underwent extensive renovation in 1870; a one-story kitchen addition was added, the roof on the original kitchen wing was raised one story; and fancy bracketing and cornicing were placed on the structure. This gave the appearance of a typical Mid-Victorian house (the house was later restored to its original condition). Only closer examination revealed the building's earlier character. Also confusing to the beginner is the tendency of many builders and architects to incorporate into a single dwelling several features of different styles. Therefore, any attempt to classify this under one style would be fruitless. Studying each detail in the house (windows, doors, cornice, porches, chimneys, roofline, siding, ornaments, both interior and exterior) may give you clues so that a date for the house to within 10 years may be obtained. The key to finding an approximate date of age and original style of the dwelling lies in the study of its structuring (for example, the way boards were sawed and the manner by which they were attached to each other to form framing).

For the most part the dating and styling of homes should be left up to qualified experts. However, a devoted researcher can usually learn enough about local architecture to pinpoint the age of the house to within 30-50 years.

Physical Evidence

For houses built prior to 1830, physical evidence can prove to be of great value. After this date, as mentioned before, there are not enough variations in materials and methods to be of much help. When dealing with physical evidence it is advisable that a professional architectural historian or restoration architect be consulted. Due to the complexity of the subject, most researchers can not expect to obtain accurate results without in-depth study.

Always remember not to draw conclusions from a single scrap of evidence. It is advisable to take as much material as can be obtained and dated in hopes that a pattern will develop. There are many elements which can reveal clues as to the age of the house and among them are: nails, latches, hinges, timber framing, sashes, plaster and lath, also wood screws, fireplaces and paneling. Many builders tended to reuse some old building materials and it is not uncommon to find 1780 hardware in an 1830 house. The following sections provide a brief list of kinds of things a trained professional would look for.

Nails

All nails prior to 1790 were hand-wrought. After this period a series of technological developments made possible the manufacture of nails by machine. The period between 1790 and 1840 witnessed many changes in the types of nails. Wire nails became prevalent in 1900. Therefore, a good sampling of nails may possibly set the construction date of the house within a given period, either prior to 1790, 1790 to 1900 or after 1900.

Screws

Up until 1846, screws without points were in wide use. Screws with points were the product of machinery which gained general acceptance after 1846. Therefore, the existence of screws without points in house hardware would indicate the house was built prior to 1846.

Latches & Hinges

Both latches and hinges may reveal dating clues, although in many cases the original hardware has been replaced. When dating this type of material it is best to check the minor rooms on the second floor and/or attic. The reason for this is that the main rooms on the first floor were more apt to be modernized. For information on this subject refer to the Bibliography following this section.

Door Molding

Original door moldings can also give valuable dating clues. Until approximately 1835, all moldings were cut as an integral part of the door with hand tools. After 1835, cheap machine-cut strip moldings were made available and were widely adopted by builders. Not all doors after 1835 were made in this manner for old customs in some areas prevailed for many years. Only an expert would be able to properly date these items. For the most part, it is not advisable that the amateur researcher remove any material that may be of assistance in dating the house, without professional consultation.

Bibliography



Guides to American Architectural Styles

Blumenson, John.
**Identifying American Architecture: A Pictorial Guide to Styles and Terms,
1600-1945.**
American Association for State and Local History, 1977.

Poppeliers, John et.al.
What Style Is It?
National Trust Preservation Press, 1977.

McAlester, Lee and Savage, Virginia.
A Field Guide to American Houses.
Alfred A. Knopf, Inc., 1984.

Whiffen, Marcus.
American Architecture Since 1780: A Guide to the Styles.
M.I.T. Press, 1969.

Architectural History/Cultural Geography

Fitch, James Marston.
American Building: The Historical Forces that Shaped It. Schocken, 1973.

Glassie, Henry.
**Patterns in the Material Folk Culture of the Eastern
United States.**
University of Philadelphia Press, 1968.

Gowans, Alan.
**Images of American Living: Four Centuries of Architecture as Cultural
Expression.**
Lippincott, 1964.

Hamlin, Talbot.
Greek Revival Architecture in America.
Dover, 1964.

Hitchcock, Henry-Russell.
The Architecture of H.H. Richardson and His Times.
M.I.T. Press, 1966.

Hitchcock, Henry-Russell.
Architecture: Nineteenth and Twentieth Centuries.
Penguin, 1958.

Jordy, William H.
American Buildings and Their Architects:
Progressive Academic Ideals at the Turn of the Twentieth Century
Anchor Press/Doubleday, 1976.

Kimball, Fiske.
Domestic Architecture of the American Colonies and of the Early Republic.
Dover, 1966. Reprint of 1922 edition.

Kidney, Walter.
The Architecture of Choice: Eclecticism in America. 1880-1930.
George Braziller, 1974.

Morrison, Hugh.
Early American Architecture.
Oxford University Press, 1952.

National Trust for Historic Preservation; Wrenn, Tony and Elizabeth
Mulloy.
America's Forgotten Architecture.
Pantheon Books, 1976.

Pierson, William.
American Buildings and Their Architects: The Colonial and
Neo-Classical Styles.
Doubleday, 1970.

Pierson, William H.
American Buildings and Their Architects.
Technology and the Picturesque: the Corporate and Early Gothic Styles.
Anchor Press/Doubleday, 1978.

Scully, Vincent.
The Stick Style and the Shingle Style.
Yale University Press, 1971.

Waterman, Thomas Tileston.
The Dwellings of Colonial America.
University of North Carolina Press, 1952.

Wertenbaker, Thomas Jefferson.
The Founding of America: The Middle Colonies.
New York, Scribners, 1949.

Architectural Dictionaries

Flemming, John et. al.
The Penguin Dictionary of Architecture.
Penguin, 1973.

Harris, Cyril.
Dictionary of Architecture and Construction.
McGraw-Hill, 1975.

Saylor, Henry.
Dictionary of Architecture.
John Wiley & Sons, 1963.

Survey Methodology

A Guide to Delineating Edges of Historic Districts.
Washington, Preservation Press, National Trust for Historic
Preservation, 1976. Excellent thoughts on the various factors that go
into boundary determination.

Technology

Peterson, Charles E.,
Building Early America.
Radnor, PA, Chilton Book Company, 1976.
Useful especially on roofing, central heating, window glass.

Bullock, Orin M., Jr.
The Restoration Manual.
Norwalk, Connecticut, Silvermine Publishers, 1966.
The glossary was reprinted in the Junior League of New Jersey's hand-
book New Jersey: A Heritage for Now and Tomorrow.

Isham, Norman.
Early American Houses.
Watkins Glen, New York, American Life
Foundation, 1968.
Useful for plans and illustration of English derived framing systems.

Isham, Norman.
A Glossary of Colonial Architectural Terms.
Watkins Glen, New York, American Life
Foundation, 1968.

Mercer, Henry C.
The Dating of Old Houses.
Doylestown, Bucks County Historical Society.
Useful in a general way for nails, hardware, paneling.

McKee, Harley J.
Introduction to Early American Masonry
Washington and New York, National Trust for Historic Preservation and
Columbia University (1973).

Nelson, Lee H.
Nail Chronology as an Aid to Dating Old Buildings.
A.A.S.L.H. Technical Leaflet 48.
The Bible, but note that the author calls it an "aid" only.

Streeter, Donald.
"Early American Wrought Iron Hardware:
Norfolk Lakes."
APT, III, 4 (1971), 1230.

Streeter, Donald.
"Early American Wrought Iron Hardware: H and HL Hinges, Together with
Mention of Dovetails and Cast Iron Butt Hinges."
APT, V, I (1973), 22-49.

Streeter, Donald.
"Early American Wrought Iron Rim Locks: Late 18th and Early 19th Century
Farms."
APT, VI, 1 (1974), 41-66.

Streeter, Donald.
"Early American Wrought Iron Hardware: Gross Garnet, Side, and Dovetail
Hinges."
APT, VI, 2 (1974), 6-24.

Streeter, Donald.
"Wrought Iron Hardware for Exterior Shutters."
APT, VII, 1 (1975), 44-48.

Streeter, Donald.

**“Early American Wrought Iron Hardware:
Slide Bolts.”**

APT, VII, 4 (1975), 104122).

Waite, Diana, ed.

Architectural Elements.

Princeton: Pyne Press.

**Good information on roofing, heating plumbing, “stock”, mantels and
woodwork.**

New Jersey Reference Materials/ Architectural History/Surveys

Bailey, Rosalie Fellows.

**Pre-Revolutionary Dutch Houses and Families in Northern New Jersey and
Southern New York.**

Dover 1968. Reprint of 1936 Edition.

Barber, J.W. and Henry Howe.

**Historical Collections of the State of New Jersey
New York, 1844.**

Bassett, William.

Historic American Buildings Survey of New Jersey, Catalog. Newark, 1977.

**The key to HABS date sheets, drawings and photographs for New
Jersey.**

Bertland, Dennis.

Early Architecture of Warren County

Burr, Nelson R.

A Narrative and Descriptive Bibliography of New Jersey. Princeton, 1964.

Compendium of the Censuses of the State of New Jersey 1726-1905.

(Trenton, 1910)

**Provides useful tables declaring for each census the population of each
municipality.**

Coad, Oral S.

**New Jersey in Traveller’s Accounts. 1524-1971: A Descriptive Bibliography
Metuchen, NJ, Scarecrow Press, 1972.**

The standard guide to traveler’s narratives.

Federal Writers' Project.
New Jersey: A Guide to Its Present And Past.
New York, 1939.

Gordon, Thomas F.
A Gazetteer of the State of New Jersey
Trenton, 1834 (reprinted in 1973).
Provides capsule histories of the several towns and townships
of the state.

Gowans, Alan.
Architecture in New Jersey
Van Nostrand, 1964.

Grametbaur, Agnes B.
Annotated Bibliography and Index of Atlases and Maps of New Jersey
1800-1949.
Three volumes (typescript and microfilm). Washington, DC, 1953. As
an index, this work covers the holdings of a number of major institu-
tions, including the New York Historical Society, New York Public
Library, and Library of Congress. Copies of Gramethaur are available at
the New Jersey State Library, Newark Public Library, and Rutgers
University Library.

Greiff, Constance, et al.
Princeton Architecture.
Princeton University Press, 1967.

Guthorn, Peter J.
Maps and Mapmakers of the Revolution.
Burlington, S Samuel Smith Press, 1966.

Skemer, Donald C. and Morris, Robert C. (comps.).
Guide to the Manuscript Collections of the New Jersey Historical Society
Newark, 1977.

Smith, Herbert F. (comp.)
A Guide to the Manuscript Collection of the Rutgers
University Library.
New Brunswick, 1964.

Snyder, John P.

The Story of New Jersey's Civil Boundaries. 1606-1968

Trenton, 1969.

This is the basic and essential work that must be examined first in the documentation process. It is the authoritative treatment of the myriad changes in municipal boundaries over the years.

Snyder, John P.

The Mapping of New Jersey: The Men and the Art.

New Brunswick, 1973.

This work explains from an historical and cartographic view point the published maps that have been made of New Jersey.

Wacker, Peter.

Land and People: A Cultural Geography of Pre-Industrial New Jersey

Rutgers University Press, 1975.

Wacker Peter.

"New Jersey's Cultural Landscape Before 1800." Proceedings of the Second Annual Symposium of the New Jersey Historical Commission.

New Jersey Historical Society, 1971.

Wacker, Peter.

The Cultural Geography of 18th Century

New Jersey.

(New Jersey's Revolutionary Experience, Vol. 4) New Jersey Historical Commission, 1975.

List of National Register Bulletins

The following bulletins may be obtained by writing to the National Register of Historic Places, National Park Service, U.S. Department of the Interior, PO Box 37127, Washington, DC 20013-7127.

No. 2

Nomination of Deteriorated Buildings to the National Register.

No. 6

Nomination of Properties Significant for Association with Living Persons.

No. 13

How to Apply National Register Criteria to Post Offices.

No. 15

How to Apply the National Register Criteria to Post Offices.

No. 16

Guidelines for Completing National Register of Historic Places Forms.

No. 18

How to Evaluate and Nominate Designed Historic Landscapes.

No. 20

Nominating Historic Vessels and Shipwrecks to the National Register of Historic Places.

No. 24

Guidelines for Local Surveys: A Basis for Preservation Planning.

No. 25

Directory of Technical Assistance.

No. 30

Guidelines for Evaluating and Documenting Rural Historic Landscapes.

No. 32

Guidelines for Evaluating and Documenting Properties Associated with Significant Persons.

No. 34

Guidelines for Evaluating and Nominating Historic Aids to Navigation.

No. 36

Historical Archeological Sites: Guidelines for Evaluation. (draft)

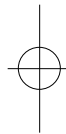
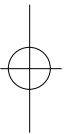
No. 38

Guidelines for Evaluating and Documenting Traditional Cultural Properties.

No. 39

Researching a Historic Property.

Notes





State of New Jersey
Department of Environmental Protection
Natural & Historic Resources

Historic Preservation Office

P.O. Box 404, Trenton, New Jersey 08625-0404

TEL: (609) 292-2023 FAX: (609) 984-0578



www.nj.gov/dep/hpo

Written by George Chidley

Acknowledgements

This publication has been financed in part with federal funds from the National Park Service, U.S. Department of the Interior, and administered by the New Jersey Department of Environmental Protection, Historic Preservation Office. The contents and opinions do not necessarily reflect the views or policies of the U.S. Department of the Interior. This program receives federal financial assistance for the identification and protection of historic properties. Under Title VI of the Civil Rights Act of 1964 and Section 504 of the Rehabilitation Act of 1973, the U.S. Department of the Interior prohibits discrimination on the basis of race, color, national origin, or handicap in its federally assisted programs. If you believe that you have been discriminated against in any program, activity, or facility as described above, or if you desire further information, please write to:

**Office of Equal Opportunity
National Park Service
1849 C. Street NW (NC200), Washington, D.C. 20240**