
	STANDARD OPERATING GUIDELINE				
	Equipment				
	Fire Department Washer/Extractor and Dryer Operations				
	Effective: 16/Jan/04	Revised: 01/Nov/2020	S.O.G. #: E-220	Page: 1 of 2	

1.0 Purpose



- 1.1 The purpose of this guideline is to establish operating standards for the safe and efficient use of the Fire Department UniMac® washer/extractor and the Cissell® dryer.

2.0 Responsibility

- 2.1 It is the responsibility of all Department personnel to understand the procedures documented in this Standard Operating Guideline.

3.0 General Operating Instructions UniMac® Washer/Extractor and Cissell® Dryer

- 3.1 The use of the washer/extractor and dryer are according to the instructions posted on the dryer in the laundry area.
- 3.2 The instructions for the washer/extractor are:
- 3.2.1 Remove liners from both the jacket and the pants. Make sure all items are marked with the individuals name in indelible pen.
 - 3.2.2 Remove all loose items from pockets, i.e., tools, gloves, goggles, window punches, etc.
 - 3.2.3 Place turnouts in extractor. Gloves and hoods may also be placed in extractor.
 - 3.2.4 Close and lock the door.
 - 3.2.5 Set washer to *normal*. Add 2 ounces of approved **Bunker Gear Wash** to the marked soap dispense. Push the start button.
 - 3.2.6 To remove turnout clothing after washing, press *white (open)* button while pulling the door handle to the right.
- 3.3 The instructions for the dryer are:
- 3.3.1 Place two pieces of the turnouts on each hanger (the unit can dry up to 5 sets at a time).
 - 3.3.2 Close off any unused vents.
 - 3.3.3 Close door.
 - 3.3.4 Set timer to 180.
 - 3.3.5 Push *start* button.
- 3.4 The washer/extractor is to be used *solely* for the cleaning of turnout gear, hoods, and gloves. Bedding, personal clothing, workout clothing, towels, and uniforms are *not* to be cleaned in the washer/extractor.
- 3.5 Turnout gear shall be maintained in accordance with Standard Operating Guideline E-208, Personal Protective Equipment Inspection Program, and/or cleaned at least twice a year (January and July are the target months for cleaning), or more frequently if needed.
- 3.6 The oncoming Battalion Chief should be notified that turnout gear from the previous shift is due for cleaning, pick-up, or delivery. Gear left to be cleaned should be empty of all personal items and the liners removed.
- 3.7 Turnout gear that is only wet can be hung intact in the dryer with the setting at 20 minutes.

	STANDARD OPERATING GUIDELINE				
	Equipment				
	Fire Department Washer/Extractor and Dryer Operations				
	Effective: 16/Jan/04	Revised: 01/Nov/2020	S.O.G. #: E-220	Page: 2 of 2	

4.0 Reference

- 4.1 Highland Park Fire Department
- 4.2 Operating Manuals for UniMac® Washer/Extractor and Cissell® Dryer

Approved:  Fire Chief