

# VILLAGE OF HUNTLEY

2023 BUDGET-IN-BRIEF





# INTRODUCTION

On behalf of the Village’s Executive Leadership Team, we are pleased to present to you the 2023 Fiscal Year (FY23) Budget-In-Brief, a document designed to summarize the FY23 Operating and Capital Budget. The FY23 Budget totals \$51,627,506 in expenditures for all nineteen funds. Compared to the FY22 Budget, the FY23 Budget proposes \$7,438,375 (17%) more in total expenditures. FY23 marks a year of significant investment, with 48% of the total budget dedicated to investing in the Village's infrastructure assets. The FY23 General Fund expenditures are \$17,182,012 or 33% of the total budget for all funds. This document serves to make the budget easily accessible to the public. However, we encourage you to also review the official [Operating and Capital Budget](#).

# BUDGET PROCESS

All departments of the Village submit requests for appropriation to the Village Manager. The budget is prepared by fund, function, and activity and includes historical information, current year estimates, requested appropriations for the next fiscal year, and final Village Board approved budget figures.

## STEP 1

During informal meetings with individual departments, the Village Manager (Budget Officer), Department Head, and Finance Director recommend cuts and/or additions to the budget requests.

## STEP 3

A public hearing is held for the FY22 tax levy and proposed FY23 budget, providing an opportunity for public comment.

## STEP 2

A proposed budget is presented to the Village Board to review operating and capital expenditures. The Board may add to, subtract from, or change any requested appropriations.

## STEP 4

The proposed budget is adopted and the tax levy is approved by the Board and is ready to be used as an operational tool for the fiscal year.

# TABLE OF CONTENTS

Budget Process	2
Mission Statement	3
Strategic Initiatives	4
Where the Money Comes from	5
Where the Money Goes	6
General Fund	7
Capital Improvements	8

### DID YOU KNOW?

The Budget serves as a policy document, operations guide, financial plan, and a communications device

Fiscal year 2023 is the largest Operating and Capital Budget in the Village's history

The Budget Process takes more than 5 months to complete

# HUNTLEY'S MISSION

---

HUNTLEY'S MISSION IS TO **ACHIEVE EXCELLENCE** IN THE PLANNING, MANAGEMENT, AND DELIVERY OF SERVICES IN A **RELIABLE, EFFICIENT, FISCALLY AND ENVIRONMENTALLY RESPONSIBLE** MANNER THAT **ENHANCES THE QUALITY OF LIFE** FOR ALL THOSE LIVING, WORKING OR CONDUCTING BUSINESS IN THE VILLAGE

## VALUES

---

**FRIENDLINESS.** We act in a friendly manner toward all those we interact with, both internally and externally within the organization

**PROFESSIONALISM.** We are committed to attaining high standards of professional conduct

**TEAMWORK.** We demonstrate a willingness to work together to help others and encourage our residents and businesses to help one another

**INNOVATION.** We encourage new ideas and creativity to provide the highest quality and most cost-effective municipal services

**PUBLIC ENGAGEMENT.** We encourage citizens of all ages to participate in local government and service organizations

**TRANSPARENCY.** We are committed to acting openly and sharing information with our residents so that they are well informed about Village business, to ensure accountability

**RESPECT.** We treat all residents and those whom we interact with respect and fairness

**COMMUNITY OF CHOICE.** We work towards preserving the quality of life for residents, attracting the best employees, and working together with our residents to maintain a safe and sustainable living environment for today and future generations

**INTEGRITY.** We base our actions on what is legally, ethically, and morally correct

# STRATEGIC INITIATIVES

---

- Begin construction of new water production facility including well and treatment plant
- Complete Annual Street Improvement program, with approximately 9.5 miles of roadway proposed to be resurfaced in 2023
- Advance the Phase II Engineering for East Kreutzer Road realignment and widening project
- Adopt a new Comprehensive Plan to guide future land use decisions
- Adopt an Economic Development Work Plan for FY23
- Work with private developer and restaurateur interested in locating within the former Village Hall building on Coral Street
- Finalize and implement plans for small business incubator shops on Main Street
- Develop and promote branding of logistics and e-commerce corridor in the area near the I90/Rt. 47 interchange, including design and construction of gateway signage
- Implement an integrated system solution to include body worn cameras, in-squad cameras, and digital evidence storage
- Enhance Emergency Management planning and response operations, including training opportunities for elected officials and staff
- Complete a comprehensive review and update of the Village Emergency Operations Plan (EOP) and send to the McHenry County Emergency Management Agency for certification



# WHERE THE MONEY COMES FROM

## GENERAL FUND

The General Fund is the Village's main operating fund and accounts for traditional government services like public safety and maintenance of public properties.

## SPECIAL REVENUE FUNDS

Special revenue funds are used to account for revenue restricted for specific purposes.

## CAPITAL PROJECTS FUNDS

Capital funds account for the financial resources dedicated to capital outlays or maintenance such as the acquisition of equipment or roadway maintenance.

## ENTERPRISE FUNDS

These funds account for services reliant on user charges that are operated like a private business such as water and wastewater services.

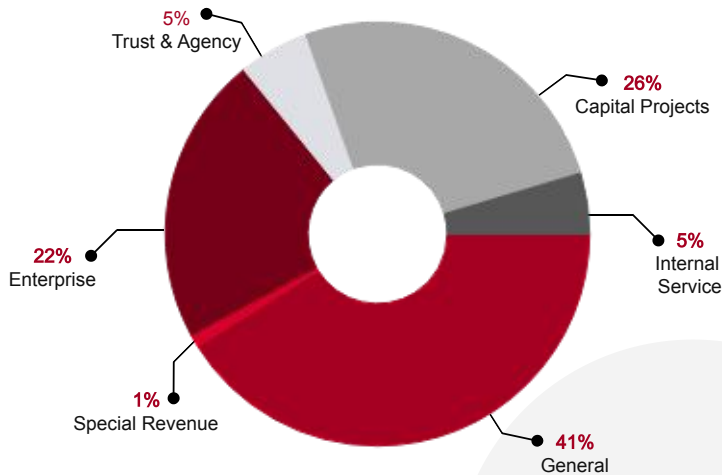
## INTERNAL SERVICE FUNDS

Account for the financing of goods provided by one department to another department within the Village.

## TRUST AND AGENCY FUNDS

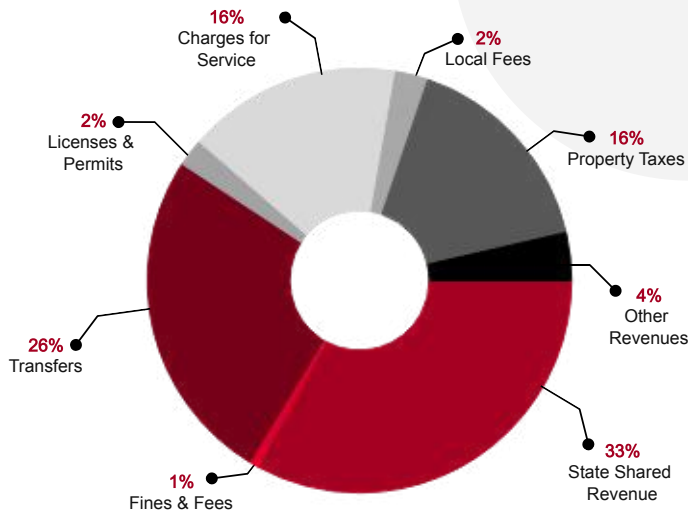
Resources held by the Village but cannot be expended on programs. For example: the Police Pension Fund.

## REVENUES BY FUND TYPE



General	\$17,182,012
Capital Projects	10,796,142
Enterprise	9,217,312
Trust and Agency	2,252,785
Internal Service	1,928,902
Special Revenue	391,600
<b>Total Revenues</b>	<b>\$41,768,753</b>

## REVENUES BY SOURCE



State Shared Revenue*	\$13,906,512
Transfers	10,346,749
Charges for Service	6,922,880
Property Taxes	6,810,658
Other Revenues**	1,524,452
Local Fees	1,052,222
Licenses & Permits	889,376
Fines and Fees	315,904
<b>Total Revenues</b>	<b>\$41,768,753</b>

\*Sales Tax (\$4,800,000), Income Tax (\$4,025,860), Home Rule Sales Tax (\$2,500,000), Motor Fuel Taxes (\$1,167,854), Local Use Tax (\$1,067,990), Personal Property Replacement Tax (\$289,328), and Cannabis Use Tax (\$55,480)  
 \*\*Other Income (\$1,387,311) and Grants and Reimbursements (\$137,141)



# WHERE THE MONEY GOES

## PRIORITY EXPENDITURES

### NEW WATER PRODUCTION FACILITY

The Village is committed to regularly assessing the condition of its water and wastewater systems and making improvements for the future. To that end, this budget proposes over \$7.9 million in expenditures for the engineering and construction of a new water well and treatment facility.

### STREET IMPROVEMENT PROGRAM AND KREUTZER ROAD WIDENING

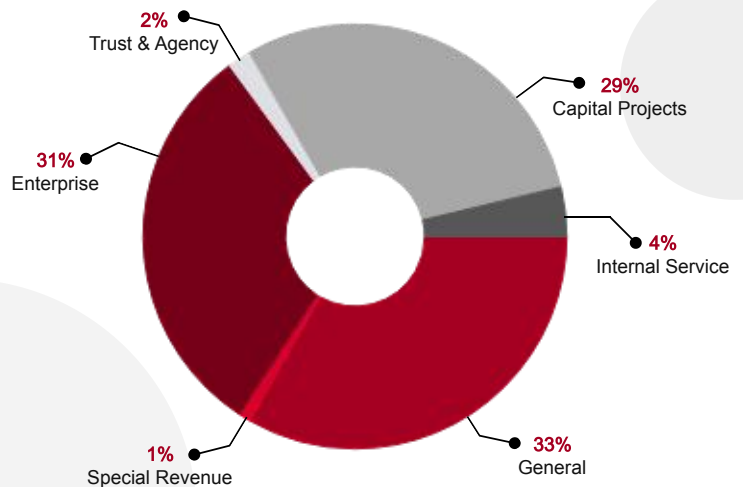
The Village is committed to monitoring the condition of roadway pavement and assets in the public right-of-way and making strategic roadway expansions. This budget proposes over \$10.4 million to maintain the Village's existing roads. This is the Village's most aggressive annual pavement management program to date with approximately 9.5 miles of roadway proposed to be resurfaced in 2023.

## REVENUES & EXPENDITURES EXPLAINED

In 2023, significant capital investment will be made, which explains why government-wide expenditures are budgeted to exceed revenues by \$9,858,753. To mitigate the impact of these expenditures, the Village has adopted a "pay-as-you-go" philosophy to fund capital improvements, supplemented with minimal debt issuance. Funds indicating more expenditures than revenue are balanced by existing fund balance, interfund transfers, and surplus revenue transfers. There are no budgeted operating fund deficits.

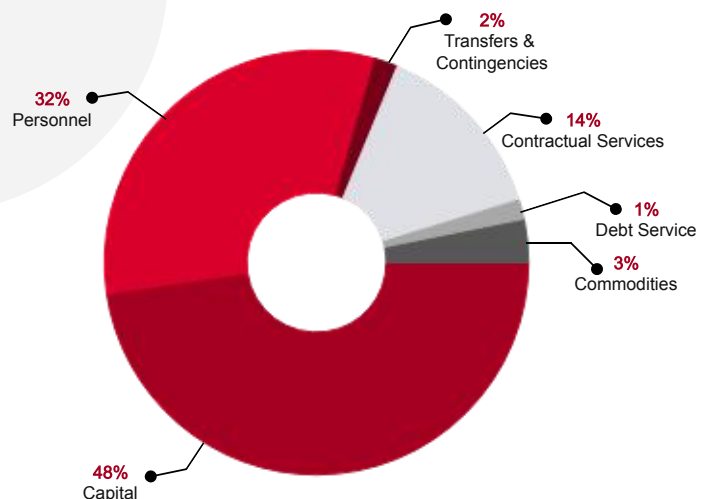
## EXPENDITURES BY FUND

General	\$17,182,012
Enterprise	15,847,733
Capital Projects	15,256,802
Internal Service	1,928,902
Trust & Agency	928,911
Special Revenue	483,146
<b>Total Expenditures</b>	<b><u>\$51,627,506</u></b>



## EXPENDITURES BY TYPE

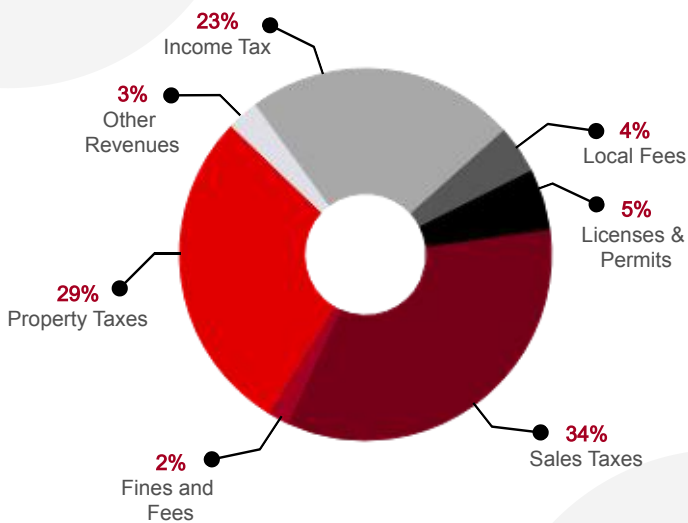
Capital	\$24,629,692
Personnel	16,420,257
Contractual	7,236,362
Commodities	1,634,540
Transfers & Contingencies	891,730
Debt Service	814,925
<b>Total Expenditures</b>	<b><u>\$51,627,506</u></b>



# GENERAL FUND

The General Fund, which is the Village's main operating fund, is balanced with estimated budgeted revenues and expenditures for FY23 of \$17,182,012 (not including transfers). FY22 estimates indicate a surplus of \$6,987,519 based on revenue projections coming in higher than budgeted, and expenditures (not including transfers) coming in less than budgeted. This surplus amount includes the American Rescue Plan Act (ARPA) funds totaling \$3,701,489, which have been transferred to Water Capital for the new Well #13 expenditures. Subtracting ARPA funds, a surplus of \$3,286,030 in FY22 is largely the result of revenues coming in over budget. Combined Income Tax, Sales Tax, and Building Permit revenue contributed the largest portion of the surplus and total \$2,650,000.

## REVENUES BY SOURCE

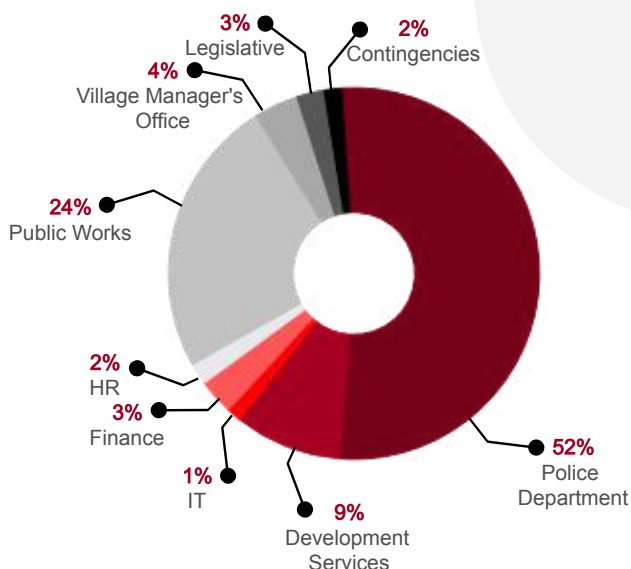


Sales Tax*	\$5,867,990
Property Taxes	\$4,888,634
Income Tax	\$4,025,860
Licenses & Permits	\$889,376
Local Fees	\$722,222
Other Revenues**	\$476,126
Fines and Fees	\$311,804
<b>Total Revenues</b>	<b>\$17,182,012</b>

\*Sales Tax (\$4,800,000) and Local Use Tax (\$1,067,990)

\*\*Personal Property Replacement Tax (\$289,328), Charges for Service (\$106,318), Cannabis Use Tax (\$55,480), Other Income (\$15,000), and Other Financing Sources (\$10,000)

## EXPENDITURES BY DEPARTMENT



Police Department	\$8,985,408
Public Works	4,178,975
Development Services	1,613,910
Village Manager's Office	665,525
Finance	530,536
Legislative	412,035
Human Resources*	323,536
Information Technology*	223,087
Contingencies	249,000
<b>Total Expenditures</b>	<b>\$17,182,012</b>

\*A division of the Village Manager's Office

# CAPITAL IMPROVEMENTS

The Village's Capital Improvement Plan (CIP) guides the budget process and is important to the Village's long-term sustainability. Capital improvements are defined as any major project or improvement requiring the expenditure of public funds for the construction, reconstruction, or replacement of physical assets. Use this link to access the CIP: [2023 CIP](#)

**\$24.5M**

2023 Capital Spending

**\$7.9M**

New Water Well and Treatment Facility

**\$67.7M**

5-Year Capital Spending

## NOTABLE CAPITAL PROJECTS

### Realignment - Kreutzer Road \$1.9 Million

Plans and design engineering include realignment and widening of Kreutzer Road from Walmart east to Haligus Road (6,500 feet). An additional \$1.5 million was awarded through the McHenry Council of Mayors. Additional funding sources will also be pursued.

### S. Church St. Improvements TIF \$935,000

Streetscape improvements on Church Street would include replacement of curb and gutter, sidewalk, and driveway aprons, storm sewer and water main improvements, roadway resurfacing, decorative streetlights, trees and landscaping, and utility burial.

### Street Lighting (Route 47 at Kreutzer Road) \$1 Million

Additional Route 47 street lights would address the intersection of IL Route 47 and Kreutzer Road, which does not have street lighting. Includes the installation of decorative lighting fixtures from across Deicke Park south to Dean Street then standard cobrahead fixtures through the intersection.

### New Water Well and Treatment Facility \$7.9 Million

Well construction is slated to begin in early 2023 and the new treatment facility is scheduled to be completely finished by the end of 2024. The new plant will increase the total water treatment capacity of the Village to meet future demand and accommodate Water Well #13.

### Pedestrian Crosswalk Improvements \$90,000

Pedestrian safety modifications at select intersections in accordance with the 2022 Pedestrian Safety Evaluation report have been identified. FY23 would include the north intersection of Cold Springs Drive and Del Webb Boulevard.

### Facility Needs Assessment \$40,000

The existing Public Works Fleet Services Facility is at capacity and in need of an upgrade. Law enforcement officers are required to participate in role-play and firearm training annually. A Facility Needs Assessment for the Public Works Fleet Services Facility and the Training Center with Gun Range is the first step to identify the optimum plan moving forward.

### Annual Street Improvement Program \$6 Million

2023 roadway work will include pavement patching, sidewalk and curb repair, partial or full depth grind and overlay of residential streets and replacement of sidewalk curb ramps to current ADA standards.

### Village Wide Security Initiative \$350,000

The replacement of original analog cameras, including replacing all cameras in the Police Department, additional cameras for better coverage of the Municipal Complex, Fleet Garage, and in the downtown to enhance security.

### Sidewalk Maintenance Program \$150,000

The program repairs failing sidewalks and non-compliant curb ramps. The work follows the Annual Street Improvement Program and allows property owners to replace sidewalks that would not otherwise meet the criteria for Village replacement by splitting 50% of the cost with the Village.

### Comprehensive Plan Update \$160,000

A planning consultant will be hired to prepare a new Comprehensive Plan.



This page intentionally left blank

