



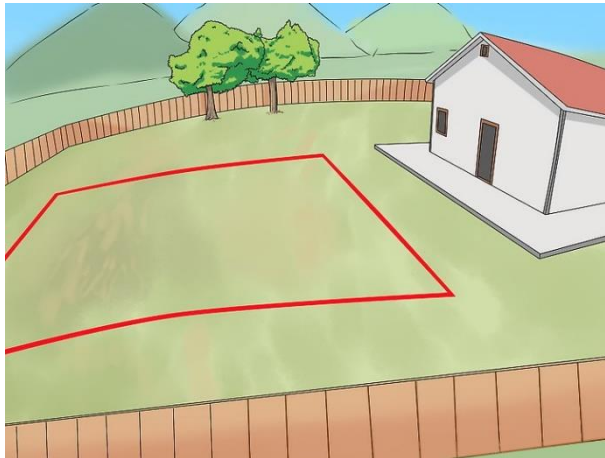
IN-GROUND SWIMMING POOL GUIDELINES



Thinking about getting an In-Ground Pool?



- ❖ Prior to submitting an application for a building permit to install a swimming pool (or deck area servicing an existing swimming pool) an on-site meeting with the homeowner, and/or Contractor and a Village representative will need be scheduled to verify existing conditions and to address any relevant concerns or considerations. This may include an evaluation of any existing or required barriers to be used, zoning requirements, etc.



- ❖ Be advised that you will need to anticipate for time needed to perform the required on-site meeting with the Village of Huntley, J.U.L.I.E. locates, and homeowner's association approval prior to submitting your building permit or beginning any work.
- ❖ A separate permit is required for any fence, deck, patio or other structures.

When applying for a permit, please provide the following information:

- A completed Permit Application.
- All in-ground pool submittals will require construction plans prepared by a registered design professional.
- Homeowners Association approval may be required.
- **A Licensed Electrical Contractor** installing electric needs to provide a copy of their current license. Homeowners shall not be permitted to install electric services, swimming pools or hot tubs (VOH 150.16 -110.1).
- One copy of your current Plat of Survey with the legal description must be submitted showing the location of the pool.




VILLAGE OF HUNTLEY IN-GROUND SWIMMING POOL GUIDELINES

- A copy of the contractor's quote or proposal is required.
- Provide a copy of the manufacturer's information sheets for all pool equipment. This includes pool pump, heater, pool cover motor, and lighting.
- Per the Village zoning code, the Plat of Survey must indicate the pool and pool equipment is a minimum of five feet (5') from the side property line, five feet (5') from the rear property line and six feet (6') from the principal structure. The pool, pool equipment or any attached deck or structure cannot be installed within any easements. See our **Allowable Pool Placement** handout for more information.

❖ **Indicate on the plat and/or drawings (to scale) all of the following (See attached drawing for guidelines)**

- ✓ Location of the pool.
- ✓ Location of the pool equipment pad.
- ✓ The location of overhead and/or underground electrical service wires, telephone service and television cables. The inside wall of the pool must maintain a distance of five feet (5') horizontally from electrical, telephone and cable television lines that are buried underground and a minimum of ten feet (10') horizontally from any overhead lines.



- ✓ The proposed location of the gas line from the house to the pool equipment. Indicate the type of material used for the gas line, the burial depth, and use of a tracer wire. Gas lines must be buried a minimum of 12 inches underground and must be a minimum of 5' from the inside wall of the pool. Include gas line shut-off locations. See our **Residential Exterior Gas Piping Guide** for more information.
- ✓ Provide an electrical plan indicating the location of the proposed motor disconnect, a new convenience receptacle, other new receptacles, type of raceway used (conduit), and the burial depth. Also include any existing receptacles and lights. See our **Electrical Guidelines for In-Ground Pools** handout for more information.
- ✓ Provide a bonding and grounding detail. See our **Electrical Guidelines for In-Ground Pools** handout for more information.
- ✓ The location of the pool barrier. Provide pictures with dimensions of fence if existing. Fence must be at least 48 inches in height and have a self-closing and self-latching gate(s) that swings away from the pool. See our **Barrier Requirements for Swimming Pools, Spas and Hot tubs** handout for more information.



VILLAGE OF HUNTLEY IN-GROUND SWIMMING POOL GUIDELINES

- ✓ Indicate location of alarms (**UL 2017** approved) to be installed, that can be heard throughout the house, where doors or windows (with a sill height of less than 48 inches) provide direct access to the pool area. See our **Barrier Requirements for Swimming Pools, Spas and Hot Tubs** handout for more information.
- ✓ Indicate all permanent structures and accessory buildings (i.e. sheds, detached garage, hot tub, fences) size and location of the proposed pool and the distance to all property lines.
- ✓ Indicate on the plans that the excavation spoils shall be removed from the site prior to the final inspection. Any/All Excavation spoils are to be hauled off site and disposed of in an approved manner. A grading permit will be required if spoils are to remain.

CALL BEFORE YOU DIG

- Call J. U. L. I. E. (Joint Utility Location Information for Excavators), at **1-800-892-0123** prior to digging anywhere for any reason so that utility installations can be identified prior to damage being done that may potentially cost the person(s) digging and or the property owners an undeterminable amount of monies for repair or replacement of any damaged utility or amenity. Record the “dig number” in a safe place for future reference.



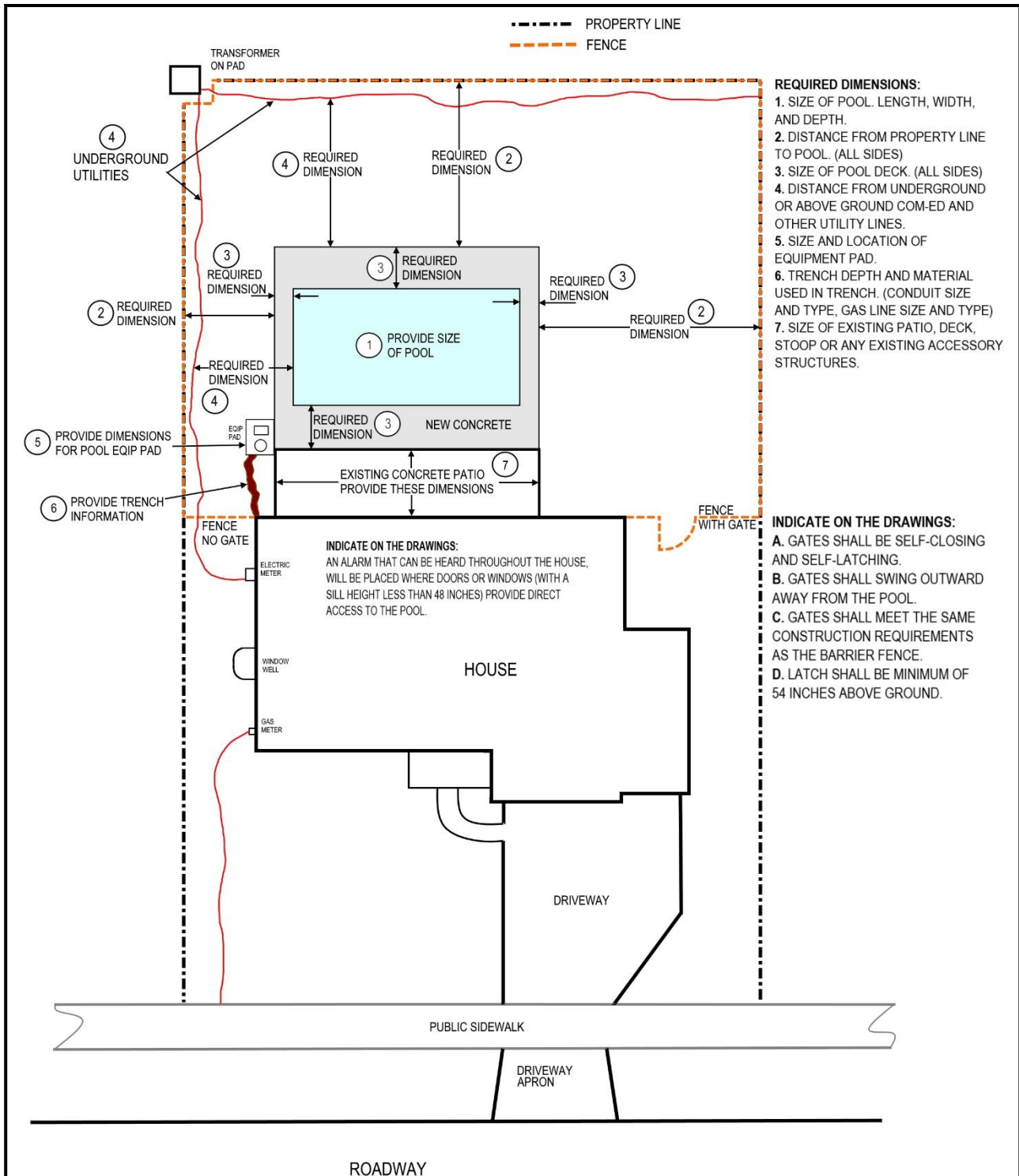
Permits are valid for 6 months from the date of issue. Written requests for extensions will be required after 6 months.





VILLAGE OF HUNTLEY IN-GROUND SWIMMING POOL GUIDELINES

SAMPLE DRAWING OF PROPERTY



Please include all of the required information on your drawings.

If your plat is too busy with grading, setback lines, and easements, please copy the survey so you may provide us with the required information so it is easy to read. We still need a copy of your original plat.