



Village of Huntley  
Development Services Department  
10987 Main Street  
Huntley, Illinois 60142

Phone: 847-515-5252  
Email: [INSPECTIONS@HUNTLEY.IL.US](mailto:INSPECTIONS@HUNTLEY.IL.US)  
[www.huntley.il.us](http://www.huntley.il.us)

## RESIDENTIAL EXTERIOR GAS PIPING GUIDE

### UNDERGROUND GAS LINES FOR BACKYARD GRILLS, FIRE PITS, AND POOL HEATERS



This handout is a guideline which should be helpful when repairing an existing or installing a new gas line. If you are not familiar with the terms used in these requirements, we suggest you use a licensed contractor to install your piping. This handout is not intended to be a complete list of requirements. The International Fuel Gas Code (IFGC) deals exclusively with gas installations. Chapter 24 of the International Residential Code also contains requirements for one and two family dwelling. IRC references are in parenthesis ( ) and IFGC references are in brackets [ ]. This handout is only a guideline. If have questions after reading this handout, please do not hesitate to call us.

#### **When applying for a permit, please provide the following information:**

- A completed Permit Application.
- Homeowners Association approval may be required.
- One copy of your current Plat of Survey with the legal description must be submitted showing the location of the pool.



# VILLAGE OF HUNTLEY

## RESIDENTIAL EXTERIOR GAS PIPING GUIDE

- A copy of the contractor's quote or proposal is required.
- Provide a copy of the manufacturer's information sheets for the gas fired appliances to be installed.

### GAS LINE INSTALLATION REQUIREMENTS:

Polyethylene pipe is to be used for any/all underground gas piping; all other material shall be approved by the Development Services Department. Polyethylene gas piping is to be sized per [Table 402.4(20)].

### **!!VERY IMPORTANT!! Transition from underground gas piping to above grade exposure must be accomplished with an anodeless riser (IFGC 403.6.1)**

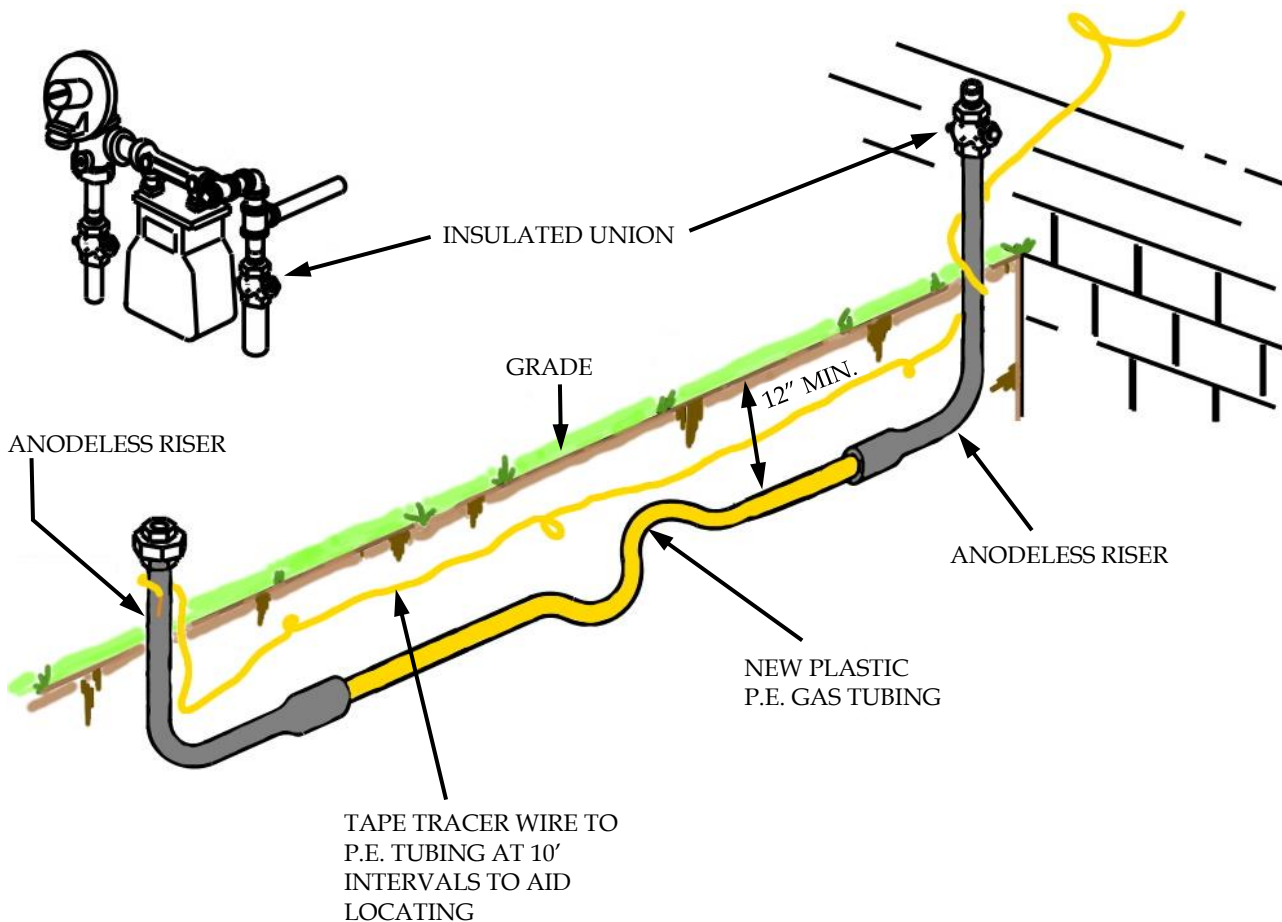
Minimum burial depth is **12-inches**. (G2415.12) [404.12]

18 AWG yellow insulated solid copper tracer wire is to be exhibited. (G2415.17.3) [404.17.3]

An approved shutoff valve is required within 6 feet of an appliance. (G2420.5) [409.5]

All shutoff valves are to be accessible. (G2420.1.3) [409.1.3]

Any/all connector fittings must be listed, labeled and installed in accordance with the manufacturer's installation instructions. (G2422.1) [411.1]





## VILLAGE OF HUNTLEY

### RESIDENTIAL EXTERIOR GAS PIPING GUIDE

The following information must be shown, or provided to the Development Services Department, before the permit can be issued:

**LENGTH OF PIPING:** The distance from the furthest appliance to the meter must be determined. That length in conjunction with the kind of appliance served determines the size of pipe required.

**BURIAL DEPTH:** Minimum burial depth is 12 inches. (G2415.12)  
Measurements are taken from the top of the pipe.

**APPLIANCE BTU INPUT:** The BTU **input** rating of each appliance must be provided. The information is available from a name plate attached to each appliance. Please be sure to provide the in-put, not the output BTU rating, especially for furnaces.

**SIZE OF PIPING:** For gas piping, one size does not fit all. The size of the pipe you install is determined by the above information. It may be advisable to consult a plumber or call the Development Services Department when planning your job.

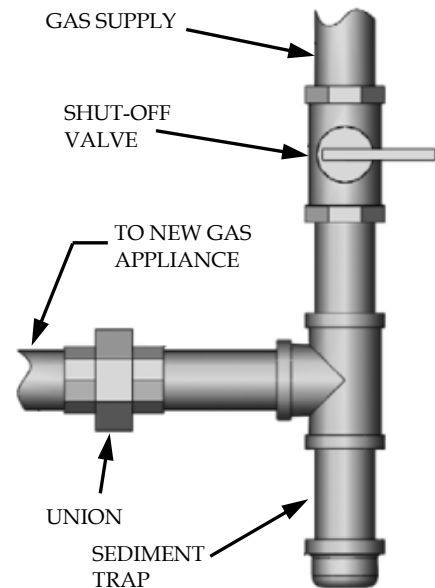
**INSPECTIONS:** All work must be left uncovered for inspection. Inspections will be performed on the entire gas system, including appliances, venting, ducting and combustion air. It is the permit holders responsibility to ensure that when the inspector arrives, the system is open for inspection and under test pressure.

**PRESSURE TESTS:** All gas piping systems will be pressure tested at least once during the inspection process. It is the responsibility of the permit holder to provide and install a temporary pressure gauge and to pressurize the piping system. All gas piping systems shall be pressurized using air, CO<sub>2</sub>, or nitrogen. For most residential installations, the gas piping system shall be pressurized to no less than ten (10) psi and shall hold that pressure for no less than 15 minutes. The gauge used for the pressure test shall have a pressure range not greater than twice the test pressure applied and shall have 1/10 psi increments.

**SEDIMENT TRAP:** A sediment trap is required at each gas fired appliance downstream of the appliance shut-off valve and as close to inlet of the equipment as practical.

**SHUT-OFF VALVES:** All appliances must have a shut-off valve installed within 6' of the appliance. Gas fireplaces must have a shut-off valve outside the box.

**UNIONS:** Unions, when use is necessary, shall not be installed underground or in concealed spaces.






# VILLAGE OF HUNTLEY

## RESIDENTIAL EXTERIOR GAS PIPING GUIDE

### CALL BEFORE YOU DIG

- Call J. U. L. I. E. (Joint Utility Location Information for Excavators), at 1-800-892-0123 prior to digging anywhere for any reason so that utility installations can be identified prior to damage being done that may potentially cost the person(s) digging and or the property owners an undeterminable amount of monies for repair or replacement of any damaged utility or amenity. Record the “dig number” in a safe place for future reference.

**The person doing the work shall contact J.U.L.I.E. 48 hours before digging: 1-800-892-0123**



**Permits are valid for 6 months from the date of issue.** Written requests for extensions will be required after 6 months.