




Village of Huntley
Development Services Department
10987 Main Street
Huntley, Illinois 60142

Phone: 847-515-5252
Email: INSPECTIONS@HUNTLEY.IL.US
www.huntley.il.us

SPA / HOT TUB GUIDELINES

Thinking about getting a Spa / Hot Tub?



When applying for a permit, please provide the following information:

- A completed Permit Application.
- Homeowners Association approval may be required.
- **A Licensed Electrical contractor** installing electric needs to provide a copy of their current license. Homeowners shall not be permitted to install electric services, swimming pools or hot tubs (VOH 150.16 -110.1).
- One copy of your current Plat of Survey with the legal description must be submitted showing the location of the Spa / Hot Tub.
- A copy of the contractor's quote or proposal is required.
- Provide a copy of the manufacturer's information sheets for the Spa / Hot Tub and all equipment. This includes pump, heater, and lighting.
- **A Licensed Electrical contractor** installing electric needs to provide a copy of their current license. Homeowners shall not be permitted to install electric services, swimming pools or hot tubs (VOH 150.16 -110.1).
- Please provide manufacturer specifications of the ASTM F1346 lockable cover that is to be used.

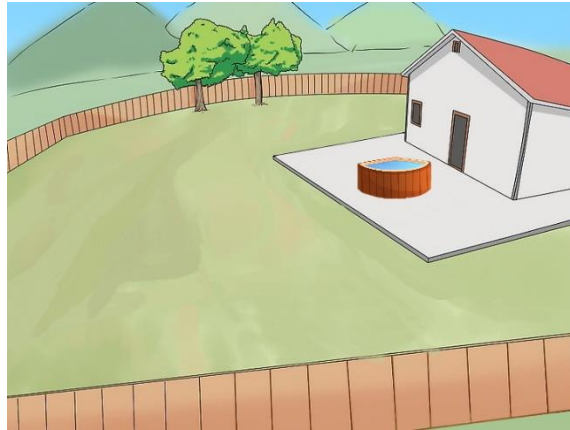
Please Note:

- A separate permit is required for any fence, deck, patio or other structures.
- Placing the Spa / Hot Tub indoors or on a deck:

Unless you put the spa on a concrete slab, you need to check if the supporting floor can handle the filled weight of the spa. Consult with a structural engineer before you apply for a permit. A signed and stamped drawing will be required.



VILLAGE OF HUNTLEY SPA / HOT TUB GUIDELINES



- Spas or hot tubs installed outdoors must generally comply with the provisions that apply to permanently installed pools.
- All rules for receptacles, luminaires, grounding and bonding that apply to a permanently installed swimming pool also apply to spas and hot tubs that are installed outdoors.
- ❖ **Indicate on the plans (to scale) all of the following (See attached drawing for guidelines)**
 - ✓ Location of the Spa / Hot Tub.
 - ✓ Per the Village zoning code, the Plat of Survey must indicate the Spa / Hot Tub is a minimum of five feet (5') from the side property line. The Spa / Hot Tub or any attached deck or structure cannot be installed within any easements.
 - ✓ The location of overhead and/or underground electrical service wires, telephone service and television cables. The inside wall of the Spa / Hot Tub must maintain a distance of five feet (5') horizontally from electrical, telephone and cable television lines that are buried underground and a minimum of ten feet (10') horizontally from any overhead lines.
 - ✓ Provide an electrical plan indicating the location of the proposed motor disconnect, a new convenience receptacle, other new receptacles, or lights, type of raceway used (conduit), and the burial depth. Also include any existing receptacles and lights.
 - ✓ The location of the barrier (fence). Provide pictures with dimensions of fence if existing. Fence must be at least 48 inches in height and have a self-closing and self-latching gate(s) that swings away from the Spa / Hot Tub. Spa/Hot Tubs with ASTM F1346 locking covers are not required to have fencing. Covers shall be installed at the time of final inspection.
 - ✓ Indicate all permanent structures and accessory buildings (i.e. sheds, detached garage, fences) size and location of the proposed Spa / Hot Tub and the distance to all property lines.



VILLAGE OF HUNTLEY SPA / HOT TUB GUIDELINES

Safety Barrier Requirements:

- The Spa / Hot Tub shall have a solid lockable safety cover which complies with ASTM F 1346. The cover must have the correct label/markings for approval.
- If there is no such cover, a safety barrier (fence) is required - See our **Barrier Requirements for Swimming Pools, Spas and Hot tubs** handout for more information.
- Glazing and Wet Surfaces: Glazing in walls, hot tubs and spas where the bottom edge of the glazing is less than 60 inches from the standing or walking surface is required to be safety glazing. Safety glazing is not required where the glazing is more than 60 inches, horizontally, from the edge of the water. IRC R308.4.5

IRC R308.4.5 Glazing and wet surfaces. Glazing (glass) in walls, enclosures or fences containing or facing hot tubs, spas, whirlpools, . . . and indoor or outdoor swimming pools where the bottom exposed edge is less than 60 inches (1524 mm) measured vertically above any standing or walking surface shall be considered to be a hazardous location. This shall apply to single glazing and each pane in multiple glazing.

Exception: Glazing that is more than 60 inches (1524 mm), measured horizontally and in a straight line, from the water's edge of a . . . hot tub, spa, whirlpool or swimming pool.

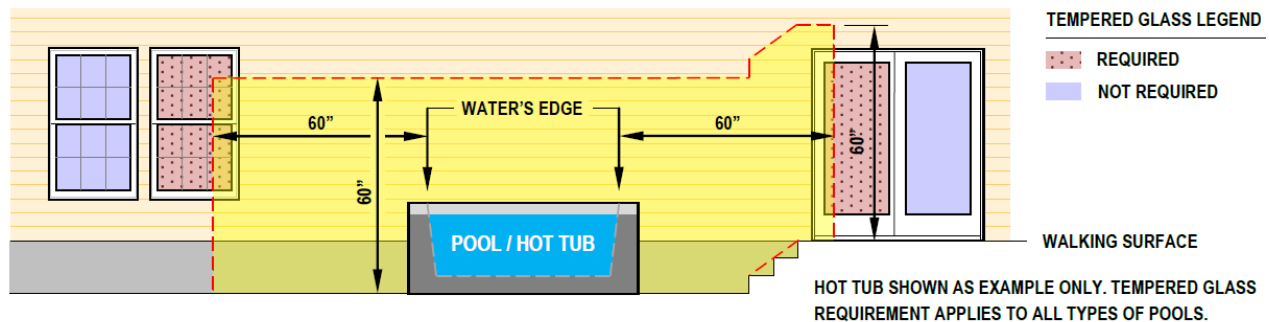
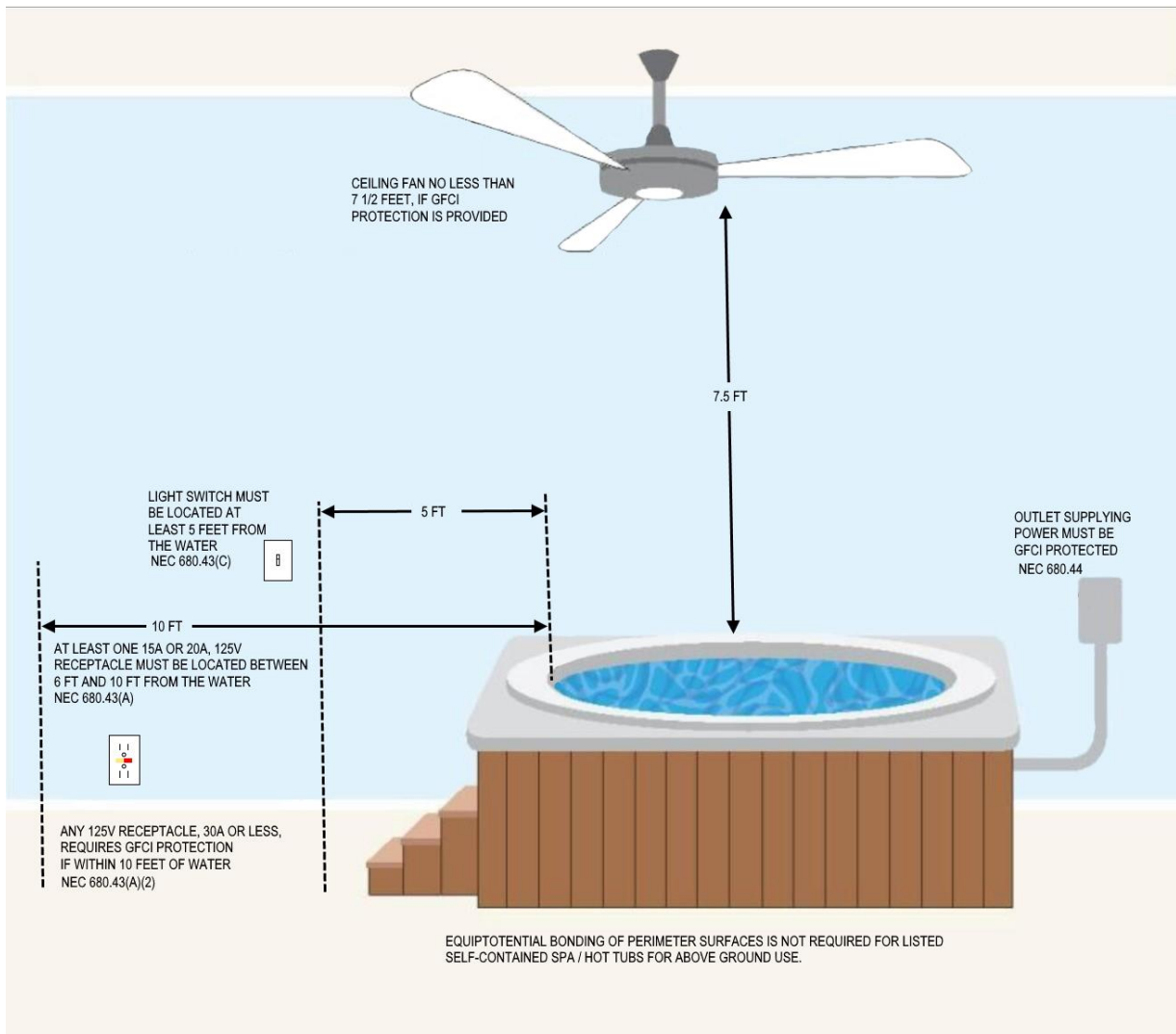


FIGURE 305.4.1A

Electrical Requirements:

- Spas or hot tubs installed outdoors must generally comply with the provisions that apply to permanently installed pools
- All rules for receptacles, luminaires, grounding and bonding that apply to a permanently installed swimming pool also apply to spas and hot tubs that are installed outdoors
- The spa/hot tub must be listed and labeled by an approved agency for the intended use. (NEC 100)
- Hot tub shall be installed in accordance with the manufacturer's installation instructions, which must be on-site for all inspections.
- The spa/hot tub shall be GFCI protected. The GFCI protection may be integrated in the unit. (NEC 680.44(A))
- One or more means to disconnect all ungrounded conductors shall be provided. The disconnect(s) shall be readily accessible and within sight of the spa/hot tub. (NEC 680.12)

VILLAGE OF HUNTLEY SPA / HOT TUB GUIDELINES



- At least one 125 v., 15- or 20- amp GFCI protected receptacle on a general purpose circuit shall be located a minimum of 6'-0", but no more than 10'-0", from spa/hot tub. All receptacles in this area shall be GFCI protected. (NEC 680.43(A))
- All outdoor receptacles shall have an "In-Use" type receptacle cover. (NEC 406.9(B)(1))
- Rigid (RMC) and intermediate metallic conduit (IMC) must be buried at a minimum depth of 6" below grade. Poly Vinyl Chloride (PVC) (shall be labeled for electrical use) must be buried at a minimum of 18" below grade. (NEC TABLE 300.5)
- Liquidtight flexible metal conduit (LFMC) is permitted in lengths of not more than 6'-0". (VOH NEC 350)
- Flexible cord-and-plug connections integral to the unit from the manufacturer are permitted in lengths of not more than 15'-0" and must be GFCI protected. (NEC 680.42(A)(2))

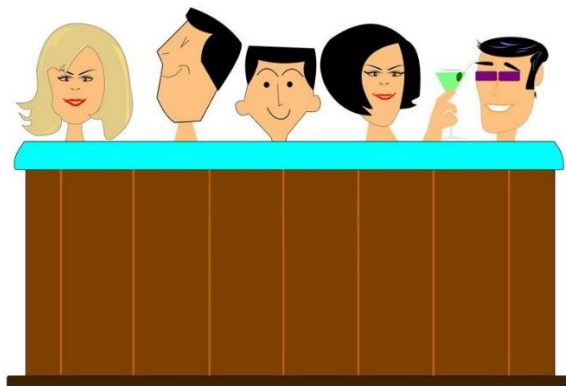


VILLAGE OF HUNTLEY SPA / HOT TUB GUIDELINES

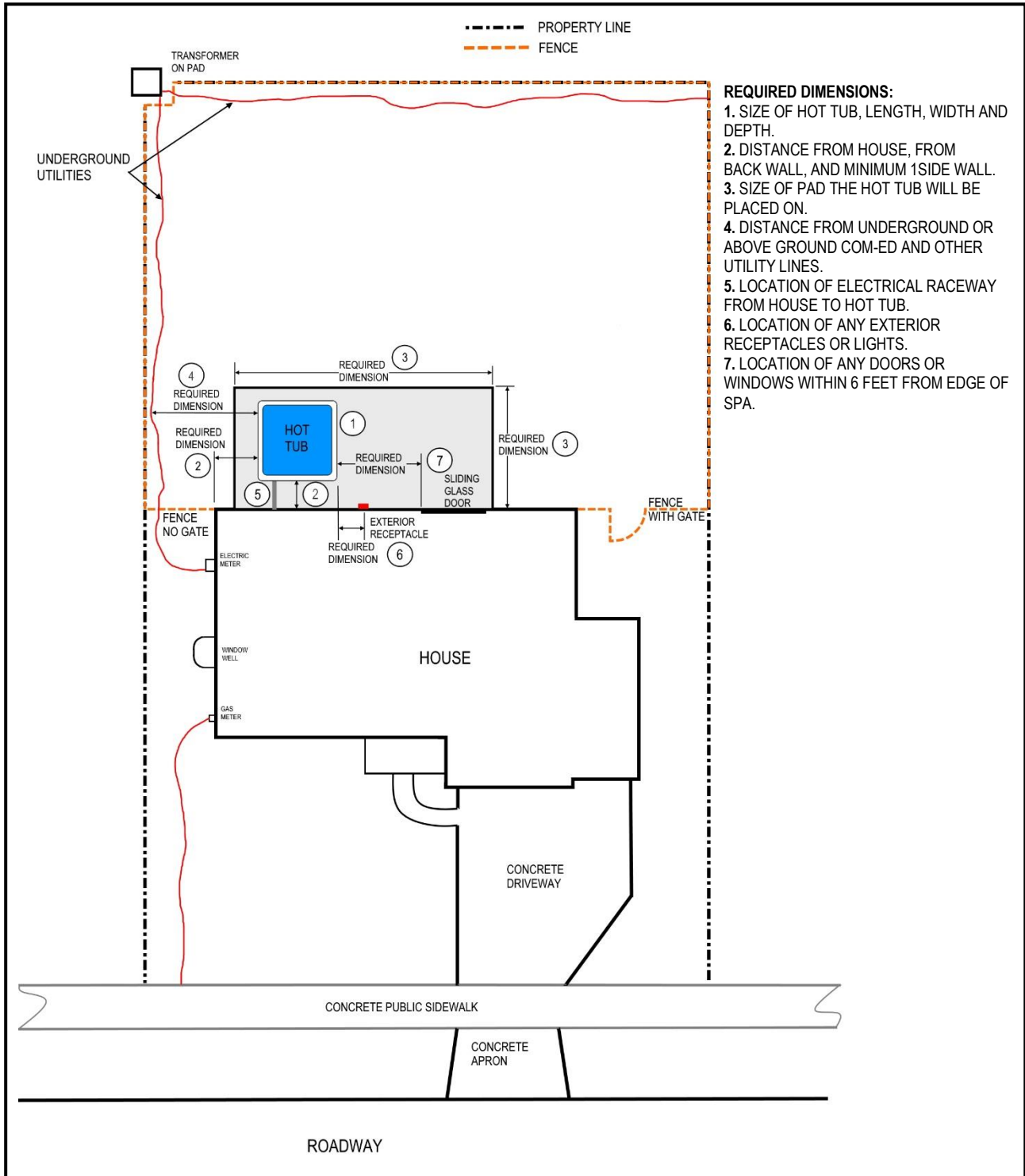


- Equipotential bonding of perimeter surfaces is not required for outdoor spas and hot tubs with (4) specific conditions that must be met:
 1. The spa or hot tub shall be listed as a self-contained spa for aboveground use.
 2. The spa or hot tub shall not be identified as suitable only for indoor use.
 3. The installation shall be in accordance with the manufacturer's instructions and shall be located on or above grade.
 4. The top rim of the spa or hot tub shall be at least 28 in. above all surfaces around the hot tub that are within 30 in., measured horizontally from the spa or hot tub. The height of nonconductive external steps for entry to or exit from the self-contained spa shall not be used to reduce or increase this rim height measurement

Permits are valid for 6 months from the date of issue. Written requests for extensions will be required after 6 months.



SAMPLE DRAWING OF PROPERTY



Please include all of the required information on your drawings.

If your plat is too busy with grading, setback lines, and easements, please copy the survey so you may provide us with the required information so it is easy to read. We still need a copy of your original plat.