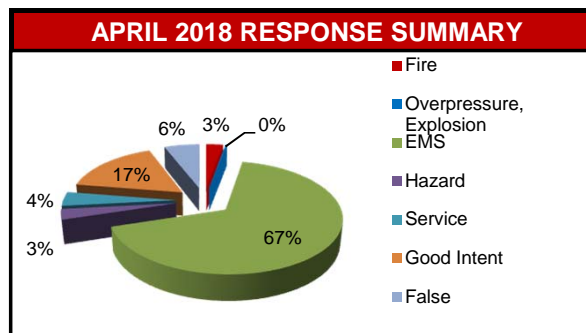
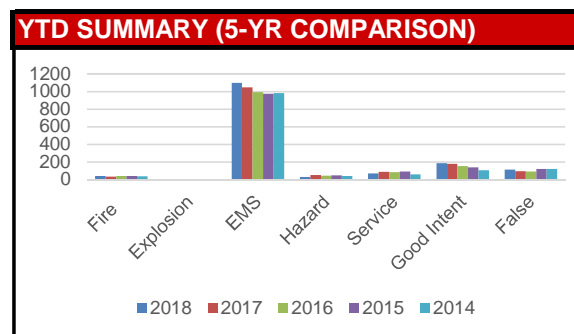


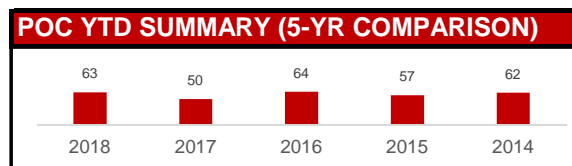
RESPONSE SUMMARY				
NFIRS INCIDENT TYPE SERIES	APR 2018	2018 YTD	2017 YTD	YTD CHANGE
Fire	10	44	34	29.41%
Explosion, Excessive Heat	1	1	0	
EMS	239	1100	1050	4.76%
Hazard	11	30	55	-45.45%
Service	15	73	88	-17.05%
Good Intent	59	189	179	5.59%
False	21	116	98	18.37%
Other	0	0	1	
TOTAL	356	1553	1505	3.19%



APRIL FIRES	
Building	Woodmeadow Pl., 76th St., Creekstone Ln., Independence Ln.
Cooking	Shaffer, Bellewood Ct.
Vehicle	Breton, S. Division, Ridgemoor
Dumpster	Castle Bluff



POC RESPONSE SUMMARY				
	APR 2018	2018 YTD	2017 YTD	YTD CHANGE
Toned Out Calls	19	63	50	26.00%



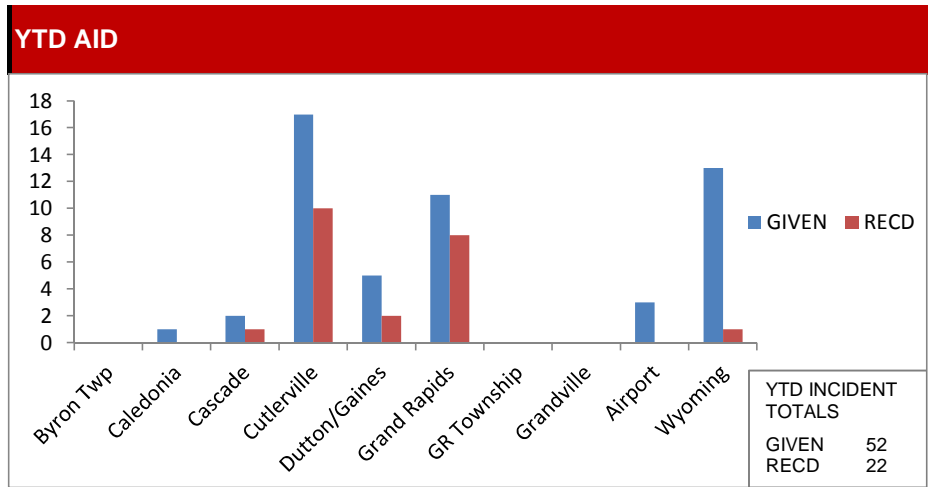
APRIL REASON FOR EMS CALL (excluding Unknown, NA)							
Abdominal Pain	1	Chest Pain	18	Headache		Sick	9
Allergies	3	Choking		Heart Problems		Stab/Gunshot	1
Animal Bite		CO Poisoning/Hazmat		Heat/Cold Exposure		Stroke/CVA	3
Assault	2	Convulsions/Seizure	9	Hemorrhage/Laceration	2	Traffic Accident	10
Back Pain	1	Diabetic Problem	1	Industrial Accident		Traumatic Injury	4
Breathing Problem	31	Drowning		Overdose/Ingestion/Poisoning	3	Transfer/Interfacility/Palliative Care	
Burns		Eye Problem		Pregnancy/Childbirth		Unconscious/Fainting	10
Cardiac Arrest	3	Falls	23	Psych. Prob./Suicide Attempt	2		

NARCAN (NALOXONE) USE				
	APR 2018	2018 YTD	2017 YTD	YTD CHANGE
Times Administered	2	10	9	11.11%

APRIL AID BY DEPARTMENT (Multiple departments may respond to single incident)		
DEPARTMENT	Given	Received
Airport		
Byron Twp.		
Caledonia	1	
Cascade	2	
Cutlerville	4	3
Dutton/Gaines		
Grand Rapids	2	
Grand Rapids Twp.		
Grandville		
Wyoming	5	

CASUALTIES			
	APR 2018	2018 YTD	2017 YTD
Fire Service Injuries	0	2	0
Civilian Injuries	0	1	1
Fire Service Deaths	0	0	0
Civilian Deaths	0	0	0

FIRE PREVENTION BUREAU				
ACTIVITIES	APR 2018	2018 YTD	2017 YTD	YTD CHANGE
Construction Plan Review	28	106	108	-1.85%
New Construction	1	3	5	
Remodel	12	44	49	
Sprinkler	10	37	24	
Site Plan	3	10	12	
Fire Alarm	2	12	18	
Annual Business Inspections	81	330	487	-32.24%
Annual Initial	60	230	347	
Reinspections	21	99	139	
Occupancy Capacity Checks	0	0	97	
Pre-Occupancy Inspections	0	0	0	
Certificate of Occupancy Insp.	0	2	33	
Not Ready	0	4	3	
Walk Through	1	3	15	
Tent Inspections	0	0	0	
Protection/Detection Systems	3	17	26	
Complaint Investigation	3	4	6	
Vacant/Closed Businesses	9	20	24	
Investigations	0	12	5	
Smoke Detector Installations	0	12	188	
CO Alarm Installations	0	0	26	



Picture of the Month
 Semi roll-over at Broadmoor and Patterson; driver pinned in Kentwood assisted Cascade with patient extrication
 April 11