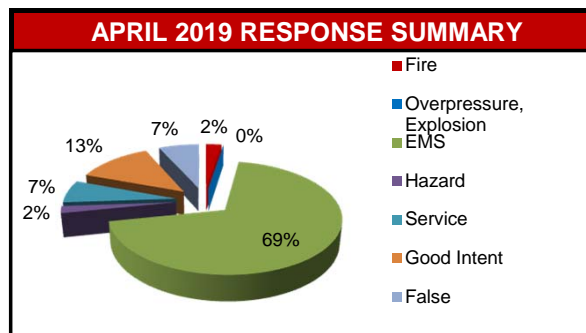
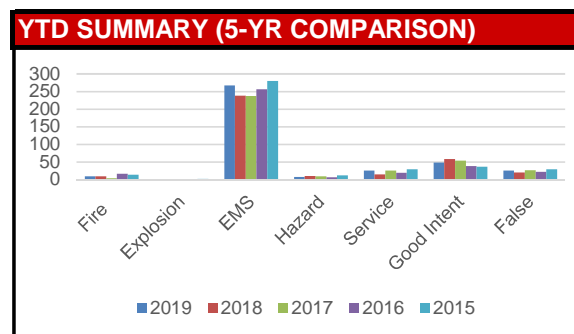


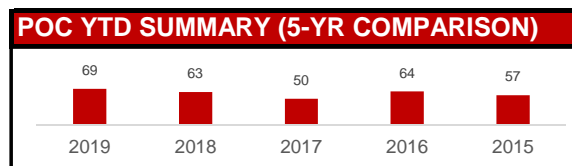
RESPONSE SUMMARY				
NFIRS INCIDENT TYPE SERIES	APR 2019	2019 YTD	2018 YTD	YTD CHANGE
Fire	10	39	44	-11.36%
Explosion, Excessive Heat	0	0	1	
EMS	268	1091	1100	-0.82%
Hazardous Condition, Standby	8	64	30	113.33%
Service	26	107	73	46.58%
Good Intent	49	207	189	9.52%
False	26	109	116	-6.03%
Other	0	1	0	
TOTAL	387	1618	1553	4.19%



APRIL FIRES	
Building	Morning Glory, 44th (2), 68th, Nature Trail
Cooking	Broadmoor, Andrew
Vehicle	
Natural Vegetation, Brush, Grass	Sandy, 28th
Rubbish, Trash	Kelekent



POC RESPONSE SUMMARY				
	APR 2019	2019 YTD	2018 YTD	YTD CHANGE
Toned Out Calls	13	69	63	9.52%



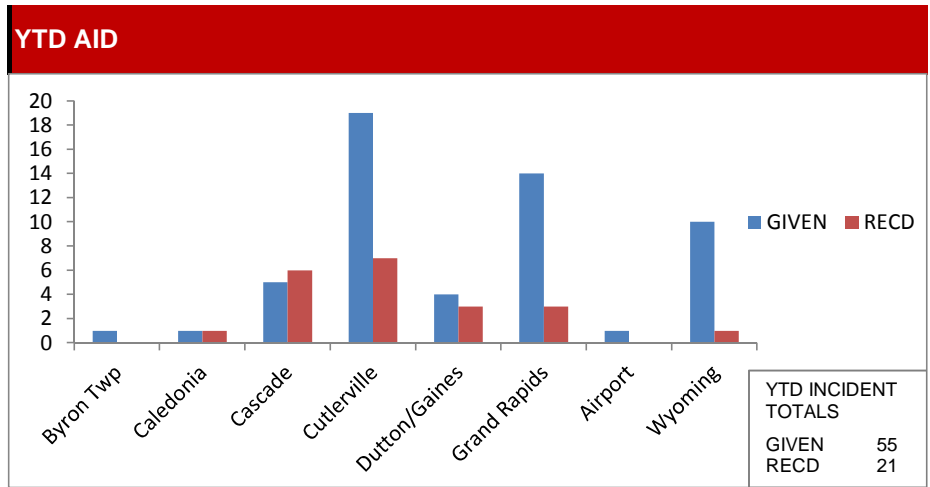
APRIL REASON FOR EMS CALL (excluding Unknown, NA)							
Abdominal Pain	3	Chest Pain	9	Headache		Psych. Prob/Suicide Attempt	2
Allergies	1	Choking	1	Heart Problems		Sick	2
Animal Bite	1	CO Poisoning/Hazmat		Heat/Cold Exposure		Stab/Gunshot	
Assault		Convulsions/Seizure	9	Hemorrhage/Laceration	4	Stroke/CVA	5
Back Pain	2	Diabetic Problem	1	Industrial Accident		Traffic Accident	11
Breathing Problem	37	Electrocution/Lightning		Medical Alarm		Traumatic Injury	2
Burns		Eye Problem		Overdose/Ingestion/Poisoning	2	Transfer/Interfacility/Palliative Care	
Cardiac Arrest	1	Falls	19	Pregnancy/Childbirth	1	Unconscious/Fainting	12

NARCAN (NALOXONE) USE				
	APR 2019	2019 YTD	2018 YTD	YTD CHANGE
Times Administered	0	4	10	-60.00%

APRIL AID BY DEPARTMENT (Multiple departments may respond to single incident)		
DEPARTMENT	Given	Received
Airport		
Byron Twp.		
Caledonia		
Cascade	1	
Cutlerville	4	
Dutton/Gaines	1	1
Grand Rapids	2	
Grand Rapids Twp.		
Grandville		
Wyoming	3	

CASUALTIES			
	APR 2019	2019 YTD	2018 YTD
Fire Service Injuries	0	0	2
Civilian Injuries	0	2	1
Fire Service Deaths	0	0	0
Civilian Deaths	1	1	0

FIRE PREVENTION BUREAU				
ACTIVITIES	APR 2019	2019 YTD	2018 YTD	YTD CHANGE
Construction Plan Review	36	121	106	14.15%
New Construction	3	15	3	
Remodel	10	38	44	
Sprinkler	10	27	37	
Site Plan	9	23	10	
Fire Alarm	4	18	12	
Annual Business Inspections	64	214	330	-35.15%
Annual Initial	40	148	230	
Reinspections	24	66	99	
Occupancy Capacity Checks	0	0	0	
Pre-Occupancy Inspections	0	4	0	
Certificate of Occupancy Insp.	13	15	2	
Not Ready	0	1	4	
Walk Through	11	28	3	
Tent Inspections	0	0	0	
Protection/Detection Systems	15	30	17	
Complaint Investigation	0	5	4	
Vacant/Closed Businesses	10	21	20	
Investigations	3	10	12	-16.67%
Smoke Detector Installations	3	38	12	216.67%
CO Alarm Installations	1	18	0	



PICTURES OF THE MONTH

