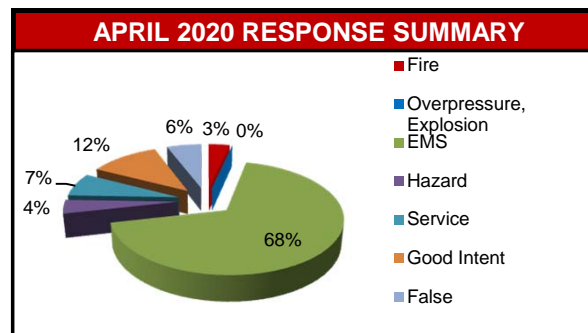
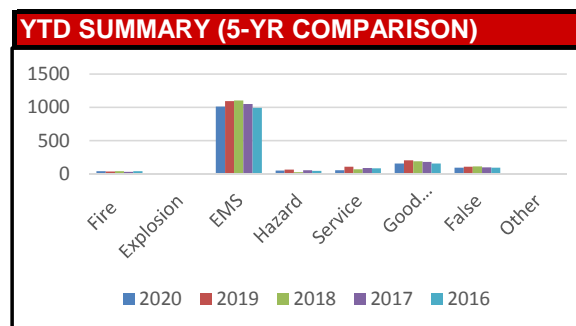


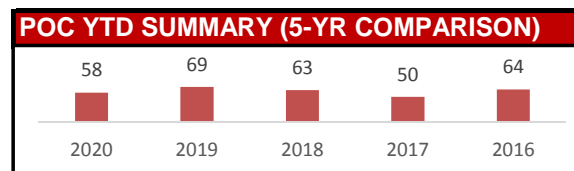
RESPONSE SUMMARY				
NFIRS INCIDENT TYPE SERIES	APR 2020	2020 YTD	2019 YTD	YTD CHANGE
Fire	12	41	39	5.13%
Explosion, Excessive Heat	0	1	0	
EMS	234	1011	1091	-7.33%
Hazardous Condition, Standby	14	54	64	-15.63%
Service	24	57	107	-46.73%
Good Intent	40	155	207	-25.12%
False	20	95	109	-12.84%
Other	0	0	1	
<b>TOTAL</b>	<b>344</b>	<b>1414</b>	1618	-12.61%



APRIL FIRES	
Building	32nd, 28th, Patterson, Wadsworth, 35th, Maplelawn, Broadmoor
Cooking	44th
Vehicle	Broadmoor
Brush, Grass, Trash	Burton
Dumpster, Commercial Compactor	32nd, Pine Meadow
Stove	



POC RESPONSE SUMMARY				
	APR 2020	2020 YTD	2019 YTD	YTD CHANGE
Toned Out Calls	16	58	69	-15.94%



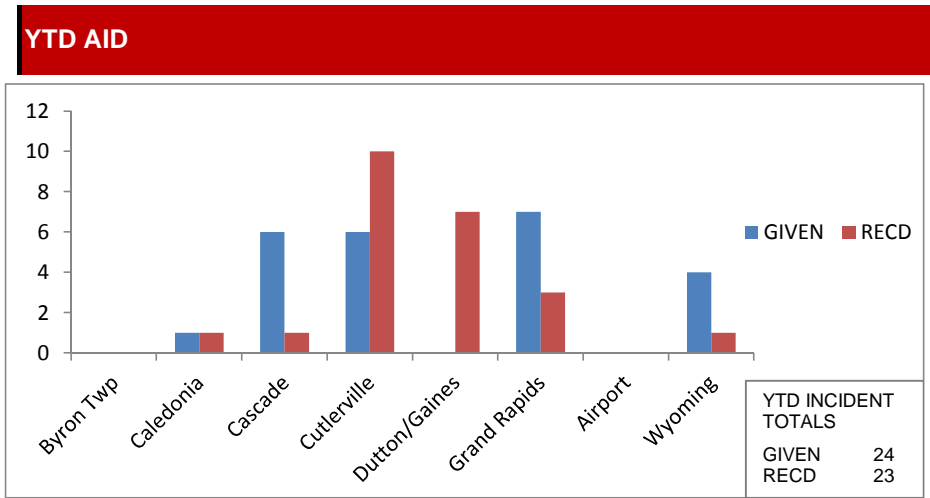
APRIL REASON FOR EMS CALL (excluding Unknown, NA)							
Abdominal Pain	3	Chest Pain	12	Headache		Psych. Prob/Suicide Attempt	3
Allergies	2	Choking		Heart Problems	1	Sick	2
Animal Bite		CO Poisoning/Hazmat		Heat/Cold Exposure		Stab/Gunshot	2
Assault	1	Convulsions/Seizure	3	Hemorrhage/Laceration	1	Stroke/CVA	5
Back Pain	2	Diabetic Problem	2	Industrial Accident		Traffic Accident	2
Breathing Problem	34	Electrocution/Lightning		Medical Alarm		Traumatic Injury	1
Burns		Eye Problem	1	Overdose/Ingestion/Poisoning	3	Transfer/Interfacility/Palliative Care	
Cardiac Arrest	4	Falls	11	Pregnancy/Childbirth	2	Unconscious/Fainting	5

NARCAN (NALOXONE) USE				
	APR 2020	2020 YTD	2019 YTD	YTD CHANGE
Times Administered	1	7	4	75.00%

APRIL AID BY DEPARTMENT (Multiple departments may respond to single incident)		
DEPARTMENT	Given	Received
Airport		
Byron Twp.		
Caledonia		1
Cascade	2	1
Cutlerville	1	2
Dutton/Gaines		2
Grand Rapids	1	2
Grand Rapids Twp.		
Grandville		
Wyoming	2	1

CASUALTIES			
	APR 2020	2020 YTD	2019 YTD
Fire Service Injuries	0	1	0
Civilian Injuries	0	1	2
Fire Service Deaths	0	0	0
Civilian Deaths	1	1	1

FIRE PREVENTION BUREAU				
ACTIVITIES	APR 2020	2020 YTD	2019 YTD	YTD CHANGE
Construction Plan Review	8	82	121	-32.23%
New Construction/Addition	1	3	15	
Remodel	3	23	38	
Sprinkler	1	19	27	
Site Plan	2	19	23	
Fire Alarm	1	15	18	
Demolition	0	1		
Annual Business Inspections	0	157	214	-26.64%
Annual Initial	0	112	148	
Reinspections	0	45	68	
Pre-Occupancy Inspections	0	4	4	
Certificate of Occupancy Insp.	0	20	15	
Not Ready	0	0	1	
Walk Through	0	6	28	
Tent Inspections	0	0	0	
Protection/Detection Systems	1	38	30	
Complaint Investigation	3	4	5	
Vacant/Closed Businesses	0	10	9	
Investigations	6	11	10	10.00%
Smoke Detector Installations	0	147	38	286.84%
CO Alarm Installations	0	15	18	-16.67%



During fire suppression

After ventilation and fire extinguished.

3831 Patterson  
April 16, 2020