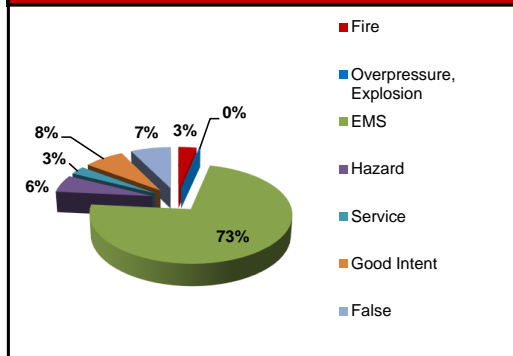


# APRIL 2024 KENTWOOD FIRE DEPARTMENT REPORT

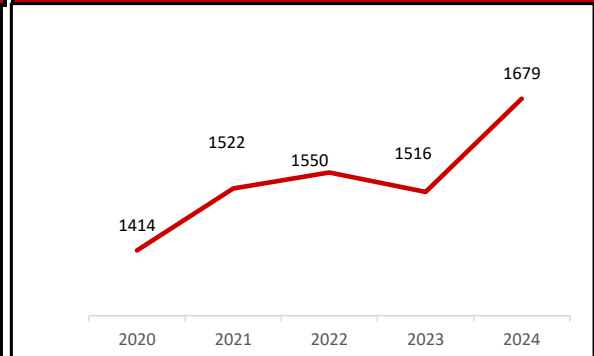
## SUMMARY

NFIRS INCIDENT TYPE SERIES	APR 2024	2024 YTD	2023 YTD	YTD CHANGE
Fire	13	49	37	32.43%
Explosion, Excessive Heat	1	5	3	
EMS	286	1166	1129	3.28%
Hazardous Condition, Standby	23	98	53	84.91%
Service	11	41	39	5.13%
Good Intent	29	179	133	34.59%
False	29	141	121	16.53%
Other	0	0	1	
<b>TOTAL</b>	<b>392</b>	<b>1679</b>	1516	10.75%

## APRIL 2024 RESPONSE SUMMARY



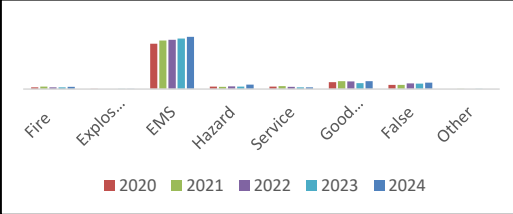
## 5 YR YTD TOTAL RESPONSES



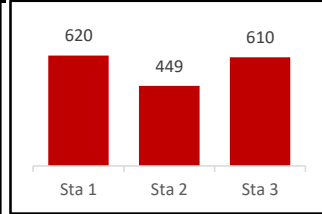
## APRIL FIRES (injury, aid given)

Building	79th St., 52nd St., Creek
Cooking	Breton
Trash, Brush, Grass	52nd St., 29th St., Sparks (2), 28th
Vehicle	Circle Shore, 44th/Air West (2)
Mobile Home	Curvebrook

## 5 YR YTD RESPONSE TYPE SUMMARY



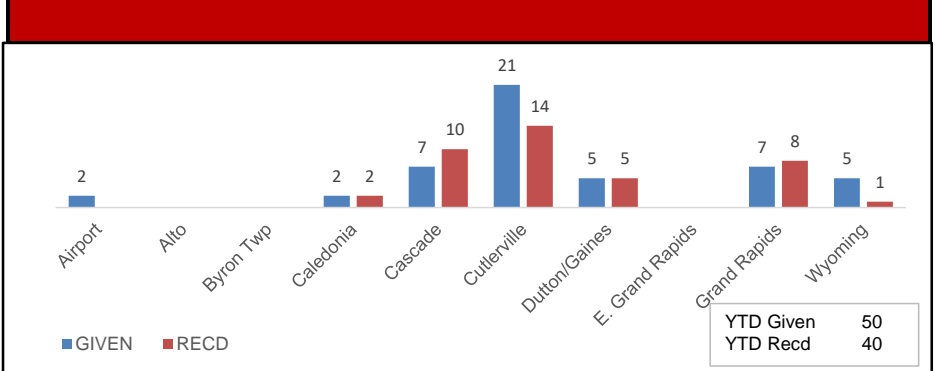
## YTD CALLS BY STATION



## APRIL AID BY DEPARTMENT (Multiple departments may respond to single incident)

DEPARTMENT	Mutual		Automatic	
	Given	Reason	Received	Reason
Caledonia				
Cascade	1	MVA	4	<u>Bldg-brush, smoke, mobile home, motor</u>
Cutlerville	6	Overhaul, 2 EMS, Alarm,	3	<u>Bldg, bldg-brush, Bldg-elec</u>
		EMS-can, tech rescue		
Dutton/Gaines	1	EMS	1	
Grand Rapids	2	<u>Bldg-can, Bldg-elec</u>	3	<u>motor, 2 bldg</u>
Wyoming				<u>bldg</u>
Airport				
Grand Rapids Twp.				

## YTD AID



## APRIL REASON FOR EMS CALL (excluding Unknown, NA)

Abdominal Pain	4	Chest Pain	26	Head Injury	3	Pregnancy/Childbirth	1
Allergies	2	Choking	2	Headache	3	Psych Prob/Suicide Attempt	5
Altered Mental Status	12	CO/Hazmat		Heart Problems	3	Sick	5
Assault	5	Seizures	15	Heat/Cold Exposure	1	Stab/Gunshot	1
Auto vs Pedestrian		Diabetic Problem	6	Hemorrhage/Laceration	1	Stroke/CVA	6
Back Pain	3	Drowning		Hypotension/Hypertension	1	Traffic Accident	9
Breathing Problem	65	Eye Problem		Invalid Assist/Lift Assist	1	Traumatic Injury	4
Burns	2	Falls	30	Medical Alarm		Unconscious/Fainting	4
Cardiac Arrest/Death	5	GI Bleed	1	Overdose/Ingestion	3	Weak/Lethargic	3

## NARCAN USE

	APR 2024	2024 YTD	2023 YTD	YTD CHANGE
Times Administered	1	4	11	-63.64%

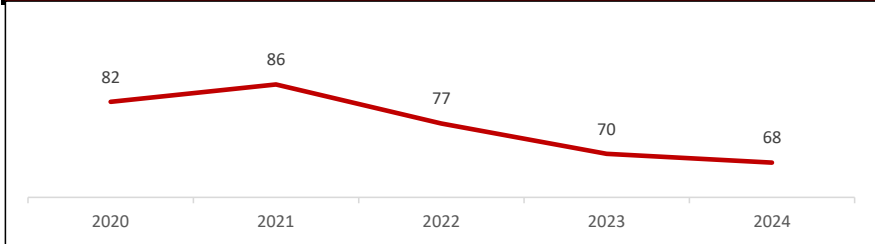
## CASUALTIES

	APR 2024	2024 YTD	2023 YTD
Fire Service Injuries	0	2	0
Civilian Injuries	2	2	2
Fire Service Deaths	0	0	0
Civilian Deaths	0	0	0

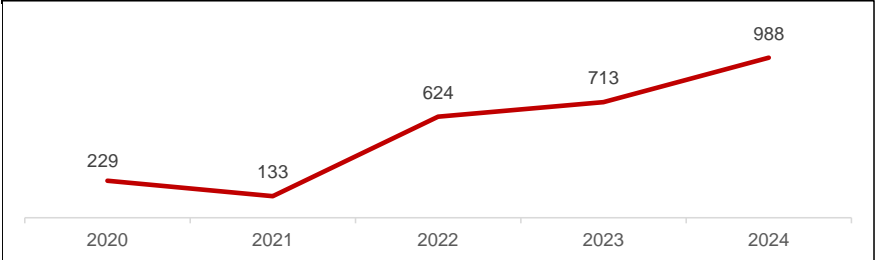
FIRE PREVENTION BUREAU				
ACTIVITIES	APR 2024	2024 YTD	2023 YTD	YTD CHANGE
Construction Plan Review	21	68	70	-2.86%
New Construction	3	4	4	
Remodel	11	26	22	
Sprinkler	2	15	16	
Site Plan	2	11	8	
Fire Alarm/Hood	3	8	16	
Demolition	0	4	4	
Addition	0	0	0	
Annual Business Inspections	202	872	637	36.89%
Annual Initial			311	
Reinspections			326	
Enforcement				
Pre-Occupancy Inspections				
Certificate of Occupancy Insp.	8	25	20	
Not Ready	0	0	0	
Walk Through	6	14	2	
Tent Inspections	0	0	0	
Protection/Detection Systems	11	69	52	
Complaint Investigation	6	8	0	
Vacant/Closed Businesses	0	4	17	
Investigations	1	8	5	
Smoke Detector Installations	57	248	316	-21.52%
CO Alarm Installations	18	81	63	28.57%

CHEMICAL INVENTORY SURVEYS				
	APR 2024	2024 YTD	2023 YTD	YTD CHANGE
Surveys returned	15	634	949	-33.19%

**5 YR YTD TOTAL CONSTRUCTION PLAN REVIEWS**



**5 YR YTD TOTAL INSPECTIONS**



**PICTURE(S) OF THE MONTH**



Fire at Kelloggville Schools garage on 52nd St. just after midnight on April 19. Cutlerville, Grand Rapids and Wyoming Fire Departments assisted, along with Kentwood DPW and Merl's Towing.

1,250 feet of fire hose supply line was used.