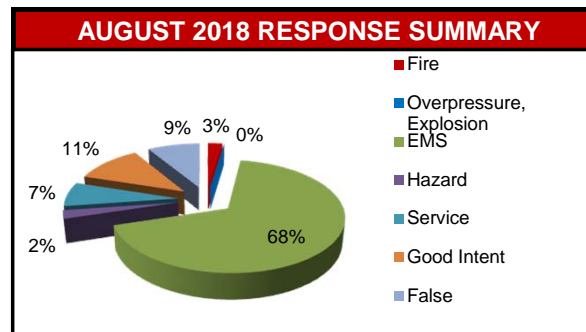
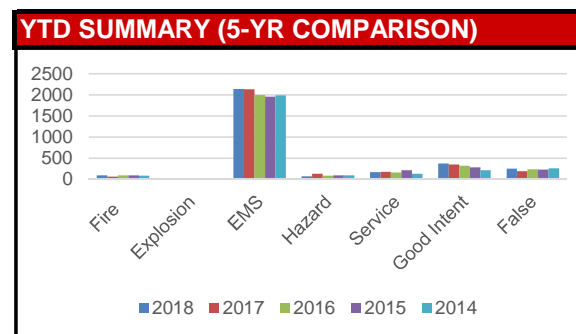


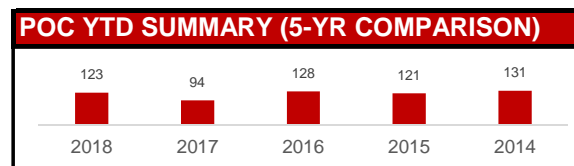
RESPONSE SUMMARY				
NFIRS INCIDENT TYPE SERIES	AUG 2018	2018 YTD	2017 YTD	YTD CHANGE
Fire	10	97	70	38.57%
Explosion, Excessive Heat	0	1	1	
EMS	281	2145	2134	0.52%
Hazard	10	73	133	-45.11%
Service	30	174	180	-3.33%
Good Intent	47	376	356	5.62%
False	36	257	192	33.85%
Other	1	1	5	
<b>TOTAL</b>	<b>415</b>	<b>3124</b>	<b>3071</b>	<b>1.73%</b>



AUGUST FIRES	
Building	Orlee, Kraft, 56th, Riva Ridge, East DeBlay Ct.
Cooking	Woodland Creek (2), 29th, Sandpiper
Trash, Rubbish, Dumpster	28th
Brush, Vegetation	
Mobile Home	
Vehicle	



POC RESPONSE SUMMARY				
	AUG 2018	2018 YTD	2017 YTD	YTD CHANGE
Toned Out Calls	15	123	94	30.85%



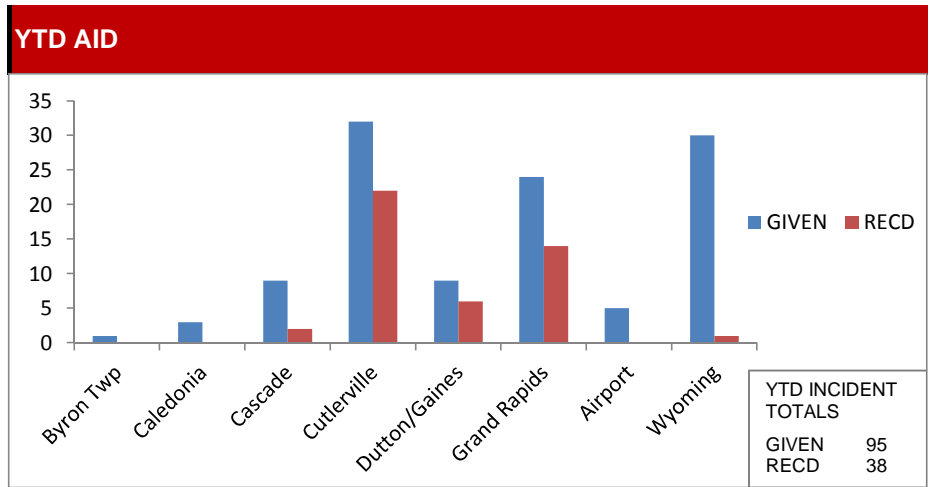
AUGUST REASON FOR EMS CALL (excluding Unknown, NA)							
Abdominal Pain	2	Chest Pain	10	Headache	1	Psych. Prob/Suicide Attempt	1
Allergies	1	Choking	1	Heart Problems	1	Sick	7
Animal Bite		CO Poisoning/Hazmat		Heat/Cold Exposure		Stab/Gunshot	1
Assault	1	Convulsions/Seizure	10	Hemorrhage/Laceration	2	Stroke/CVA	8
Back Pain		Diabetic Problem	7	Industrial Accident		Traffic Accident	13
Breathing Problem	23	Drowning		Medical Alarm	2	Traumatic Injury	7
Burns		Eye Problem	1	Overdose/Ingestion/Poisoning		Transfer/Interfacility/Palliative Care	
Cardiac Arrest	4	Falls	18	Pregnancy/Childbirth	3	Unconscious/Fainting	15

NARCAN (NALOXONE) USE				
	AUG 2018	2018 YTD	2017 YTD	YTD CHANGE
Times Administered	0	16	19	-15.79%

AUGUST AID BY DEPARTMENT (Multiple departments may respond to single incident)		
DEPARTMENT	Given	Received
Airport		
Byron Twp.		
Caledonia	1	
Cascade	2	1
Cutlerville	4	2
Dutton/Gaines		1
Grand Rapids	4	3
Grand Rapids Twp.		
Grandville		
Wyoming	4	

CASUALTIES			
	AUG 2018	2018 YTD	2017 YTD
Fire Service Injuries	1	3	1
Civilian Injuries	1	4	1
Fire Service Deaths	0	0	0
Civilian Deaths	0	0	0

FIRE PREVENTION BUREAU				
ACTIVITIES	AUG 2018	2018 YTD	2017 YTD	YTD CHANGE
Construction Plan Review	20	203	218	-6.88%
New Construction	0	12	11	
Remodel	6	83	94	
Sprinkler	9	60	50	
Site Plan	2	17	26	
Fire Alarm	3	31	37	
Annual Business Inspections	132	701	988	-29.05%
Annual Initial	75	453	682	
Reinspections	57	247	304	
Occupancy Capacity Checks	0	0	160	
Pre-Occupancy Inspections	0	0	0	
Certificate of Occupancy Insp.	0	2	37	
Not Ready	1	5	3	
Walk Through	0	3	18	
Tent Inspections	0	0	2	
Protection/Detection Systems	0	19	44	
Complaint Investigation	1	9	17	
Vacant/Closed Businesses	36	52	48	
Investigations	3	25	11	
Smoke Detector Installations	0	19	230	
CO Alarm Installations	0	0	28	



Riva Ridge, August 26