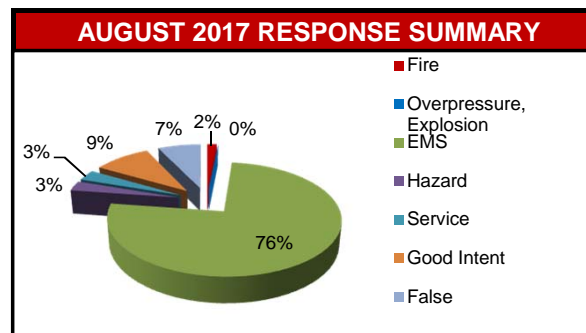
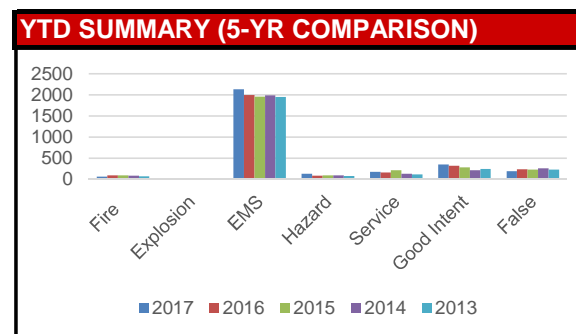



RESPONSE SUMMARY				
NFIRS INCIDENT TYPE SERIES	AUG 2017	2017 YTD	2016 YTD	YTD CHANGE
Fire	6	70	97	-27.84%
Explosion, Excessive Heat	0	1	3	
EMS	286	2134	2001	6.65%
Hazard	11	133	86	54.65%
Service	12	180	169	6.51%
Good Intent	36	356	324	9.88%
False	27	192	241	-20.33%
Other	0	5	16	
TOTAL	378	3071	2937	4.56%



AUGUST FIRES	
Cooking	Brookhaven, Woodland Creek, S. Creek Woodfield Pl.
Trash	28th
Other	Kraft



POC RESPONSE SUMMARY				
	AUG 2017	2017 YTD	2016 YTD	YTD CHANGE
Toned Out Calls	10	94	128	-26.56%



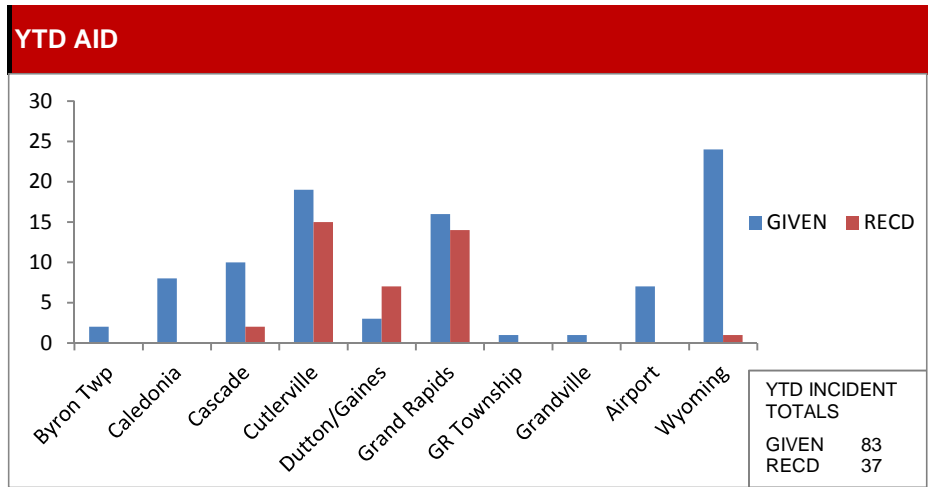
AUGUST REASON FOR EMS CALL (excluding Unknown, NA)							
Abdominal Pain	7	Chest Pain	29	Headache	3	Sick	12
Allergies	2	Choking		Heart Problems	3	Stab/Gunshot	1
Animal Bite		CO Poisoning/Hazmat		Heat/Cold Exposure		Stroke/CVA	7
Assault	4	Convulsions/Seizure	7	Hemorrhage/Laceration	2	Suicide/Threat	
Back Pain	4	Diabetic Problem	11	Industrial Accident		Traffic Accident	32
Breathing Problem	44	Drowning		Ingestion/Poisoning	3	Traumatic Injury	5
Burns		Eye Problem		Pregnancy/Childbirth	2	Transfer/Interfacility/Palliative Care	
Cardiac Arrest	3	Falls	35	Psychiatric Problems	4	Unconscious/Fainting	15

NARCAN (NALOXONE) USE		
	AUG 2017	2017 YTD
Times Administered	1	19

AUGUST AID BY DEPARTMENT (Multiple departments may respond to single incident)		
DEPARTMENT	Given	Received
Airport	1	
Byron Twp.		
Caledonia		
Cascade	2	
Cutlerville	1	
Dutton/Gaines	1	
Grand Rapids	1	2
Grand Rapids Twp.		
Grandville		
Wyoming	2	

CASUALTIES			
	AUG 2017	2017 YTD	2016 YTD
Fire Service Injuries	0	1	1
Civilian Injuries	0	1	1
Fire Service Deaths	0	0	0
Civilian Deaths	0	0	0

FIRE PREVENTION BUREAU				
ACTIVITIES	AUG 2017	2017 YTD	2016 YTD	YTD CHANGE
Construction Plan Review	15	218	206	5.83%
New Construction	1	11	14	
Remodel	7	94	78	
Sprinkler	4	50	59	
Site Plan	2	26	22	
Fire Alarm	1	37	33	
Annual Business Inspections	193	988	1023	-3.42%
Annual Initial	124	682	688	
Reinspections	69	304	334	
Occupancy Capacity Checks	24	160	149	7.38%
Pre-Occupancy Inspections	0	0	0	
Certificate of Occupancy Insp.	1	37	30	23.33%
Not Ready	0	3	8	
Walk Through	1	18	14	28.57%
Tent Inspections	0	2	6	
Protection/Detection Systems	9	44	39	12.82%
Complaint Investigation	3	17	11	54.55%
Vacant/Closed Businesses	8	56	160	-65.00%
Investigations	0	11	15	-26.67%
Smoke Detector Installations	2	230	259	-11.20%
CO Alarm Installations	0	28		



29th at East Paris