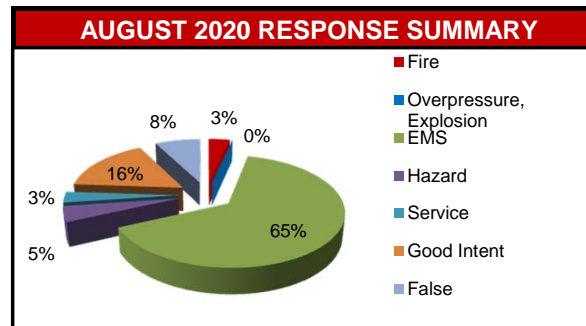
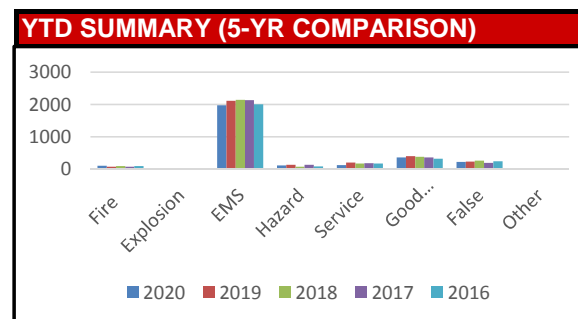


RESPONSE SUMMARY				
NFIRS INCIDENT TYPE SERIES	AUG 2020	2020 YTD	2019 YTD	YTD CHANGE
Fire	13	103	70	47.14%
Explosion, Excessive Heat	0	2	1	
EMS	238	1974	2109	-6.40%
Hazardous Condition, Standby	17	114	130	-12.31%
Service	12	123	198	-37.88%
Good Intent	60	358	401	-10.72%
False	28	222	233	-4.72%
Other	0	2	2	
<b>TOTAL</b>	<b>368</b>	<b>2898</b>	<b>3144</b>	<b>-7.82%</b>

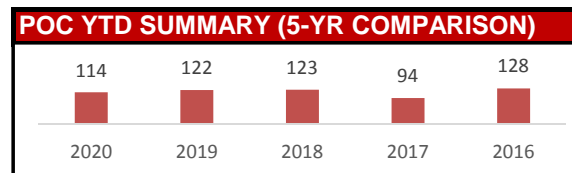


AUGUST FIRES	
Building	S. Breton Ct., Swansea, N. Breton Ct., Rye Grass
Cooking	68th, Woodmeadow Pl., Sunny Creek, Forest Creek
Vehicle	N. Breton Ct., 28th
Brush, Grass, Trash	S. Breton Ct.
Outside Equipment	Kelekent, Gerda



POC RESPONSE SUMMARY				
	AUG 2020	2020 YTD	2019 YTD	YTD CHANGE
Toned Out Calls	16	114	122	-6.56%

Since mid-March no POC have responded, but would have been called.



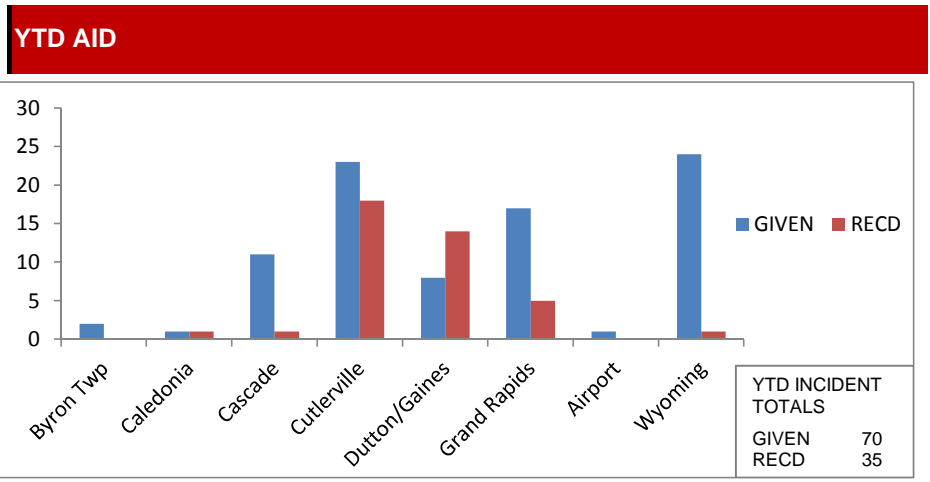
AUGUST REASON FOR EMS CALL (excluding Unknown, NA)							
Abdominal Pain	5	Chest Pain	8	Headache	1	Psych. Prob/Suicide Attempt	3
Allergies	1	Choking	1	Heart Problems		Sick	5
Animal Bite		CO Poisoning/Hazmat		Heat/Cold Exposure		Stab/Gunshot	
Assault	1	Convulsions/Seizure	5	Hemorrhage/Laceration	3	Stroke/CVA	3
Back Pain		Diabetic Problem	3	Industrial Accident		Traffic Accident	12
Breathing Problem	30	Electrocution/Lightning		Medical Alarm		Traumatic Injury	2
Burns		Eye Problem		Overdose/Ingestion/Poisoning	5	Unconscious/Fainting	9
Cardiac Arrest		Falls	24	Pregnancy/Childbirth		Well Person Check	

NARCAN (NALOXONE) USE				
	AUG 2020	2020 YTD	2019 YTD	YTD CHANGE
Times Administered	3	14	11	27.27%

AUGUST AID BY DEPARTMENT (Multiple departments AUGUST respond to single incident)		
DEPARTMENT	Given	Received
Airport	1	
Byron Twp.	1	
Caledonia		
Cascade		
Cutlerville	5	3
Dutton/Gaines	2	2
Grand Rapids	2	
Grand Rapids Twp.		
Grandville		
Wyoming	7	

CASUALTIES			
	AUG 2020	2020 YTD	2019 YTD
Fire Service Injuries	0	1	3
Civilian Injuries	1	3	2
Fire Service Deaths	0	0	0
Civilian Deaths	0	1	2

FIRE PREVENTION BUREAU				
ACTIVITIES	AUG 2020	2020 YTD	2019 YTD	YTD CHANGE
Construction Plan Review	31	126	215	-41.40%
New Construction/Addition	1	10	30	
Remodel	5	37	75	
Sprinkler	8	35	55	
Site Plan	12	38	42	
Fire Alarm	5	35	41	
Demolition		2		
Annual Business Inspections	0	157	512	-69.34%
Annual Initial	0	112	331	
Reinspections	0	45	181	
Self Inspections	1	9		
Pre-Occupancy Inspections	0	5	5	
Certificate of Occupancy Insp.	7	33	33	
Not Ready	0	0	1	
Walk Through	0	11	45	
Tent Inspections	0	0	0	
Protection/Detection Systems	13	79	88	
Complaint Investigation	1	8	5	
Vacant/Closed Businesses	0	13	46	
Investigations	1	19	11	72.73%
Smoke Detector Installations	14	174	104	67.31%
CO Alarm Installations	0	15	37	-59.46%



**PICTURE OF THE MONTH**



1322 Rye Grass Ct. (Cutlerville)  
August 31, 2020

Heat from garage fire melted siding next door.