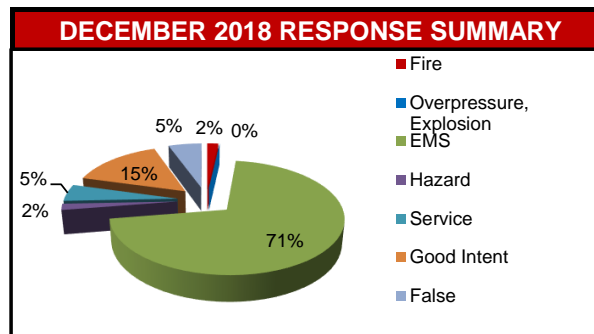
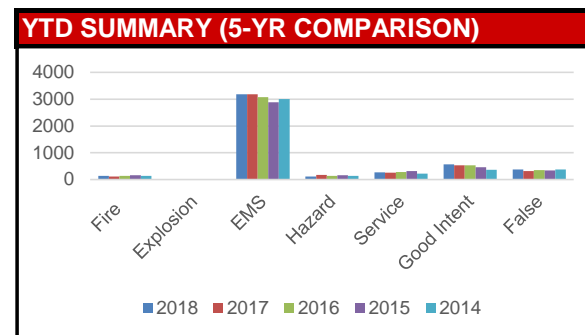


DECEMBER 2018 KENTWOOD FIRE DEPARTMENT REPORT

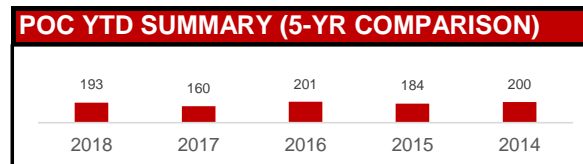
RESPONSE SUMMARY				
NFIRS INCIDENT TYPE SERIES	DEC 2018	2018 YTD	2017 YTD	YTD CHANGE
Fire	7	128	112	14.29%
Explosion, Excessive Heat	0	1	3	
EMS	270	3189	3190	-0.03%
Hazard	7	111	169	-34.32%
Service	19	263	258	1.94%
Good Intent	58	569	530	7.36%
False	21	374	313	19.49%
Other	0	2	7	
TOTAL	382	4637	4582	1.20%



DECEMBER FIRES	
Building	60th, Kraft (2), 44th, Poplar Creek
Cooking	Eastern
Trash, Rubbish, Dumpster	
Brush, Vegetation	
Mobile Home	
Vehicle (Motor Home)	76th



POC RESPONSE SUMMARY				
	DEC 2018	2018 YTD	2017 YTD	YTD CHANGE
Toned Out Calls	24	193	160	20.63%



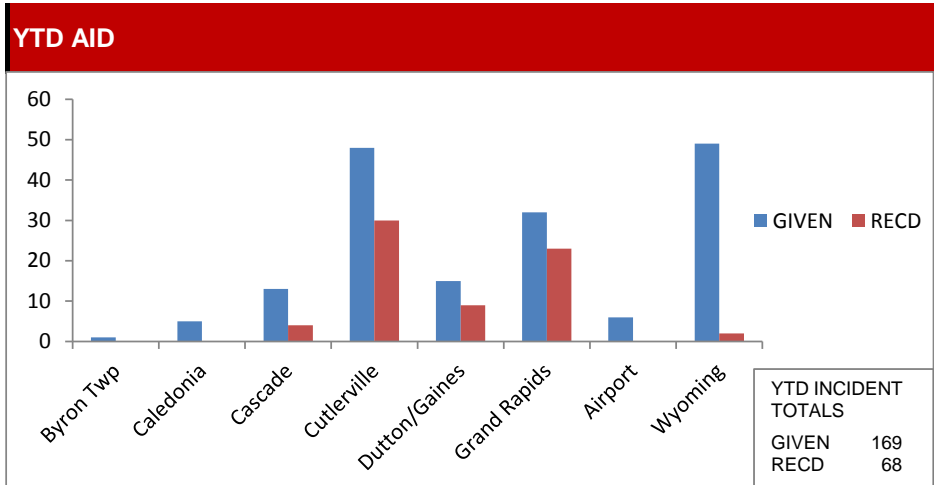
DECEMBER REASON FOR EMS CALL (excluding Unknown, NA)							
Abdominal Pain	3	Chest Pain	11	Headache		Psych. Prob/Suicide Attempt	1
Allergies		Choking		Heart Problems	1	Sick	2
Animal Bite		CO Poisoning/Hazmat		Heat/Cold Exposure		Stab/Gunshot	
Assault	2	Convulsions/Seizure	8	Hemorrhage/Laceration	3	Stroke/CVA	7
Back Pain	1	Diabetic Problem	6	Industrial Accident		Traffic Accident	9
Breathing Problem	35	Electrocution/Lightning		Medical Alarm		Traumatic Injury	3
Burns		Eye Problem		Overdose/Ingestion/Poisoning	1	Transfer/Interfacility/Palliative Care	
Cardiac Arrest	2	Falls	13	Pregnancy/Childbirth	1	Unconscious/Fainting	14

NARCAN (NALOXONE) USE				
	DEC 2018	2018 YTD	2017 YTD	YTD CHANGE
Times Administered	1	22	33	-33.33%

DECEMBER AID BY DEPARTMENT (Multiple departments may respond to single incident)		
DEPARTMENT	Given	Received
Airport		
Byron Twp.		
Caledonia	1	
Cascade	3	
Cutlerville	5	2
Dutton/Gaines	1	1
Grand Rapids	3	2
Grand Rapids Twp.		
Grandville		
Wyoming	5	

CASUALTIES			
	DEC 2018	2018 YTD	2017 YTD
Fire Service Injuries	1	4	1
Civilian Injuries	0	5	1
Fire Service Deaths	0	0	0
Civilian Deaths	0	0	0

FIRE PREVENTION BUREAU				
ACTIVITIES	DEC 2018	2018 YTD	2017 YTD	YTD CHANGE
Construction Plan Review	24	303	328	-7.62%
New Construction	1	19	13	
Remodel	10	125	136	
Sprinkler	8	87	70	
Site Plan	1	26	42	
Fire Alarm	4	46	67	
Annual Business Inspections	47	1023	1486	-31.16%
Annual Initial	16	652	1012	
Reinspections	31	370	471	
Occupancy Capacity Checks	0	2	0	
Pre-Occupancy Inspections	0	2	44	
Certificate of Occupancy Insp.	0	5	3	
Not Ready	0	3	21	
Walk Through	0	0	2	
Tent Inspections	0	26	57	
Protection/Detection Systems	0	13	18	
Complaint Investigation	0	13	18	
Vacant/Closed Businesses	1	108	79	
Investigations	2	34	12	
Smoke Detector Installations	1	29	247	
CO Alarm Installations	0	5	28	



PICTURE OF THE MONTH

