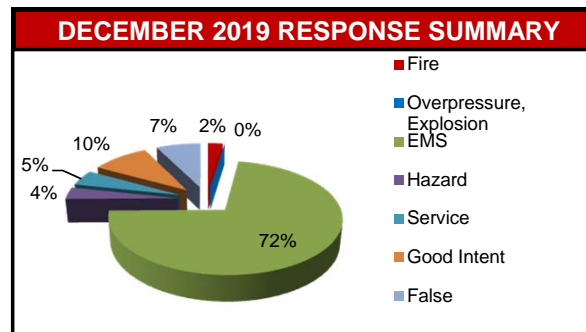
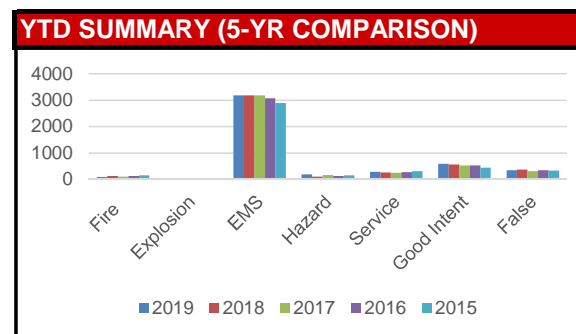


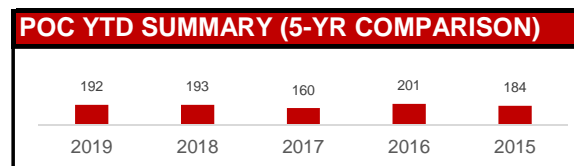
RESPONSE SUMMARY				
NFIRS INCIDENT TYPE SERIES	DEC 2019	2019 YTD	2018 YTD	YTD CHANGE
Fire	9	101	128	-21.09%
Explosion, Excessive Heat	0	6	1	
EMS	264	3180	3189	-0.28%
Hazardous Condition, Standby	13	193	111	73.87%
Service	17	284	263	7.98%
Good Intent	35	588	569	3.34%
False	27	350	374	-6.42%
Other	0	3	2	
<b>TOTAL</b>	<b>365</b>	<b>4705</b>	4637	1.47%



DECEMBER FIRES	
Building	Nature Trail, Falling Leaf, <i>Leisure South</i>
Cooking	28th (2)
Vehicle	Fuller, Morningside
Chimney	<i>Kraft</i>
Trash	Huntington Woods



POC RESPONSE SUMMARY				
	DEC 2019	2019 YTD	2018 YTD	YTD CHANGE
Toned Out Calls	16	192	193	-0.52%




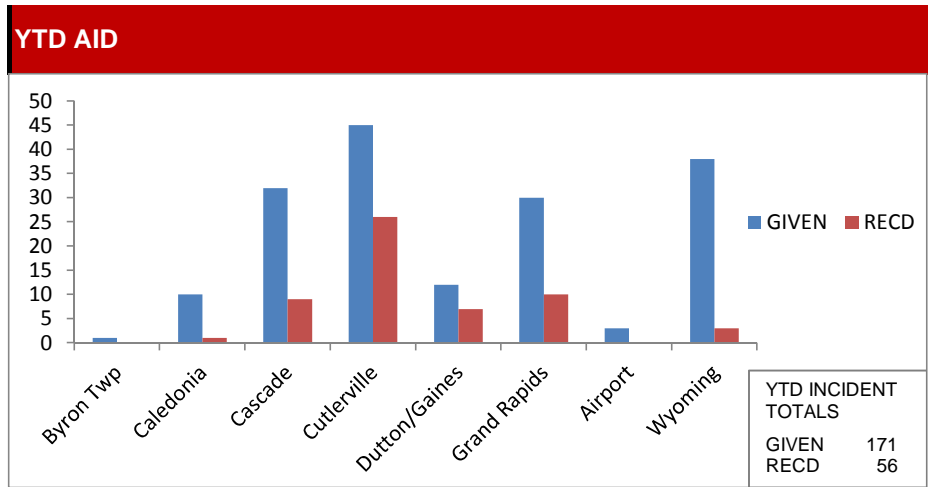
DECEMBER REASON FOR EMS CALL (excluding Unknown, NA)							
Abdominal Pain	2	Chest Pain	13	Headache	1	Psych. Prob/Suicide Attempt	4
Allergies		Choking		Heart Problems	3	Sick	5
Animal Bite		CO Poisoning/Hazmat	1	Heat/Cold Exposure		Stab/Gunshot	
Assault	1	Convulsions/Seizure	8	Hemorrhage/Laceration	3	Stroke/CVA	5
Back Pain	1	Diabetic Problem	4	Industrial Accident		Traffic Accident	7
Breathing Problem	26	Electrocution/Lightning		Medical Alarm	2	Traumatic Injury	3
Burns		Eye Problem		Overdose/Ingestion/Poisoning	1	Transfer/Interfacility/Palliative Care	
Cardiac Arrest		Falls	13	Pregnancy/Childbirth	2	Unconscious/Fainting	11

NARCAN (NALOXONE) USE				
	DEC 2019	2019 YTD	2018 YTD	YTD CHANGE
Times Administered	1	16	22	-27.27%

DECEMBER AID BY DEPARTMENT (Multiple departments may respond to single incident)		
DEPARTMENT	Given	Received
Airport		
Byron Twp.		
Caledonia	4	
Cascade	3	1
Cutlerville		3
Dutton/Gaines		2
Grand Rapids	1	2
Grand Rapids Twp.		
Grandville		
Wyoming		1

CASUALTIES			
	DEC 2019	2019 YTD	2018 YTD
Fire Service Injuries	1	5	4
Civilian Injuries	0	3	5
Fire Service Deaths	0	0	0
Civilian Deaths	0	3	0

FIRE PREVENTION BUREAU				
ACTIVITIES	DEC 2019	2019 YTD	2018 YTD	YTD CHANGE
Construction Plan Review	15	336	303	10.89%
New Construction	1	37	19	
Remodel	11	113	125	
Sprinkler	2	75	87	
Site Plan	0	56	26	
Fire Alarm	1	55	46	
Annual Business Inspections	63	745	1023	-27.17%
Annual Initial	44	493	652	
Reinspections	19	252	370	
Occupancy Capacity Checks	0	0	0	
Pre-Occupancy Inspections	0	9	2	
Certificate of Occupancy Insp.	2	46	2	
Not Ready	0	2	5	
Walk Through	0	49	3	
Tent Inspections	0	0	0	
Protection/Detection Systems	4	118	26	
Complaint Investigation	0	5	13	
Vacant/Closed Businesses	6	75	108	
Investigations	3	18	34	-47.06%
Smoke Detector Installations	30	302	29	
CO Alarm Installations	12	94	5	



One vehicle rollover accident on Forest Hill Ave. Driver walked away.

25-Dec-19