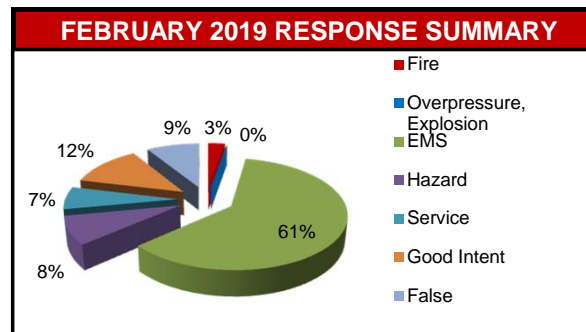
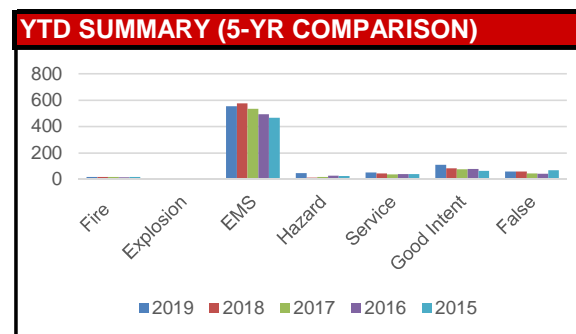



| RESPONSE SUMMARY | | | | |
|----------------------------|------------|------------|------------|--------------|
| NFIRS INCIDENT TYPE SERIES | FEB 2019 | 2019 YTD | 2018 YTD | YTD CHANGE |
| Fire | 12 | 19 | 20 | -5.00% |
| Explosion, Excessive Heat | 0 | 0 | 0 | |
| EMS | 261 | 555 | 576 | -3.65% |
| Hazard | 36 | 49 | 13 | 276.92% |
| Service | 29 | 54 | 45 | 20.00% |
| Good Intent | 53 | 112 | 85 | 31.76% |
| False | 38 | 61 | 60 | 1.67% |
| Other | 1 | 1 | 0 | |
| TOTAL | 430 | 851 | 799 | 6.51% |



| FEBRUARY FIRES | |
|--------------------------|--|
| Building | Millstream Loop, Kalamazoo, Bridgeport, Mariner, 28th, Mapleview, Forest Creek, 33rd |
| Cooking | Millhaven, East Paris, |
| Trash, Rubbish, Dumpster | Walma |
| Incinerator | 44th |



| POC RESPONSE SUMMARY | | | | |
|----------------------|----------|----------|----------|------------|
| | FEB 2019 | 2019 YTD | 2018 YTD | YTD CHANGE |
| Toned Out Calls | 23 | 42 | 27 | 55.56% |



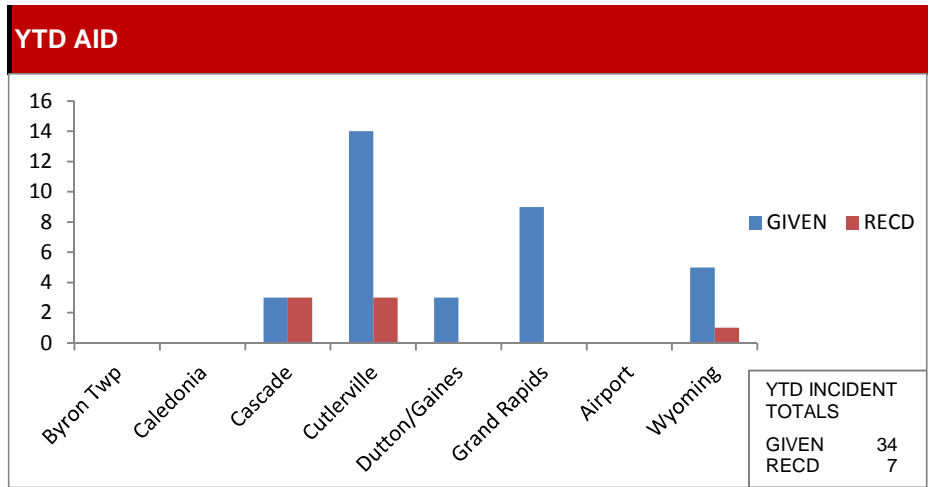
| FEBRUARY REASON FOR EMS CALL (excluding Unknown, NA) | | | | | | | |
|--|----|-------------------------|----|------------------------------|---|--|----|
| Abdominal Pain | 4 | Chest Pain | 14 | Headache | 1 | Psych. Prob/Suicide Attempt | 3 |
| Allergies | | Choking | 1 | Heart Problems | 1 | Sick | 5 |
| Animal Bite | | CO Poisoning/Hazmat | | Heat/Cold Exposure | | Stab/Gunshot | |
| Assault | 2 | Convulsions/Seizure | 3 | Hemorrhage/Laceration | 1 | Stroke/CVA | 5 |
| Back Pain | | Diabetic Problem | 2 | Industrial Accident | | Traffic Accident | 2 |
| Breathing Problem | 26 | Electrocution/Lightning | | Medical Alarm | 1 | Traumatic Injury | 2 |
| Burns | 1 | Eye Problem | | Overdose/Ingestion/Poisoning | 2 | Transfer/Interfacility/Palliative Care | |
| Cardiac Arrest | 2 | Falls | 25 | Pregnancy/Childbirth | | Unconscious/Fainting | 19 |

| NARCAN (NALOXONE) USE | | | | |
|-----------------------|----------|----------|----------|------------|
| | FEB 2019 | 2019 YTD | 2018 YTD | YTD CHANGE |
| Times Administered | 3 | 3 | 6 | -50.00% |

| FEBRUARY AID BY DEPARTMENT (Multiple departments may respond to single incident) | | |
|---|-------|----------|
| DEPARTMENT | Given | Received |
| Airport | | |
| Byron Twp. | | |
| Caledonia | | |
| Cascade | 3 | |
| Cutlerville | 5 | 2 |
| Dutton/Gaines | 1 | |
| Grand Rapids | 7 | |
| Grand Rapids Twp. | | |
| Grandville | | |
| Wyoming | 4 | |

| CASUALTIES | | | |
|-----------------------|----------|----------|----------|
| | FEB 2019 | 2019 YTD | 2018 YTD |
| Fire Service Injuries | 0 | 0 | 2 |
| Civilian Injuries | 1 | 2 | 1 |
| Fire Service Deaths | 0 | 0 | 0 |
| Civilian Deaths | 0 | 0 | 0 |

| FIRE PREVENTION BUREAU | | | | |
|--------------------------------|----------|----------|----------|------------|
| ACTIVITIES | FEB 2019 | 2019 YTD | 2018 YTD | YTD CHANGE |
| Construction Plan Review | 30 | 62 | 51 | 21.57% |
| New Construction | 7 | 9 | 1 | |
| Remodel | 11 | 18 | 21 | |
| Sprinkler | 2 | 11 | 20 | |
| Site Plan | 3 | 12 | 4 | |
| Fire Alarm | 7 | 12 | 5 | |
| Annual Business Inspections | 70 | 84 | 155 | -45.81% |
| Annual Initial | 66 | 66 | 116 | |
| Reinspections | 4 | 18 | 39 | |
| Occupancy Capacity Checks | 0 | 0 | 0 | |
| Pre-Occupancy Inspections | 3 | 1 | 0 | |
| Certificate of Occupancy Insp. | 0 | 2 | 1 | |
| Not Ready | 0 | 0 | 1 | |
| Walk Through | 10 | 5 | 2 | |
| Tent Inspections | 0 | 0 | 0 | |
| Protection/Detection Systems | 5 | 1 | 8 | |
| Complaint Investigation | 3 | 4 | 1 | |
| Vacant/Closed Businesses | 5 | 5 | 6 | |
| Investigations | 1 | 3 | 6 | -50.00% |
| Smoke Detector Installations | 29 | 31 | 12 | 158.33% |
| CO Alarm Installations | 6 | 16 | 0 | |



60th and Patterson, February 20, 2019
Car and cement mixer