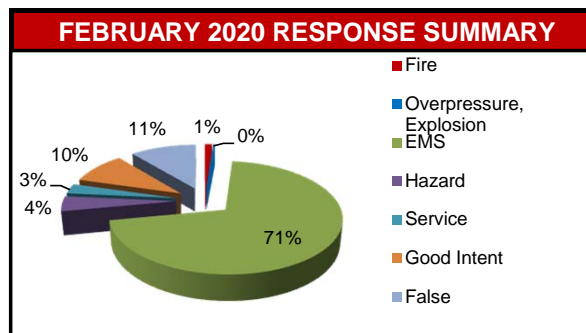
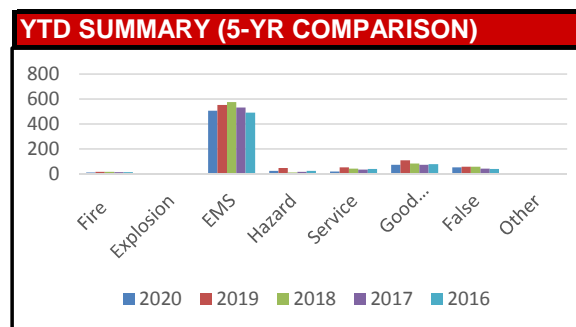


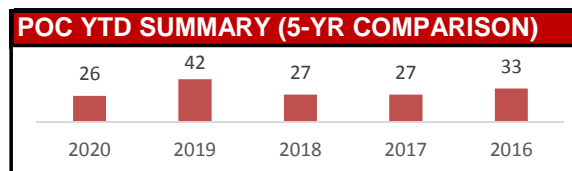
RESPONSE SUMMARY				
NFIRS INCIDENT TYPE SERIES	FEB 2020	2020 YTD	2019 YTD	YTD CHANGE
Fire	4	15	19	-21.05%
Explosion, Excessive Heat	1	1	0	
EMS	237	507	555	-8.65%
Hazardous Condition, Standby	15	26	49	-46.94%
Service	10	22	54	-59.26%
Good Intent	32	76	112	-32.14%
False	37	56	61	-8.20%
Other	0	0	1	
TOTAL	336	703	851	-17.39%



FEBRUARY FIRES	
Building	
Cooking	
Vehicle	Kalamazoo, 44th, Shafer, 28th
Trash	
Dumpster, Commercial Compactor	



POC RESPONSE SUMMARY				
	FEB 2020	2020 YTD	2019 YTD	YTD CHANGE
Toned Out Calls	7	26	42	-38.10%



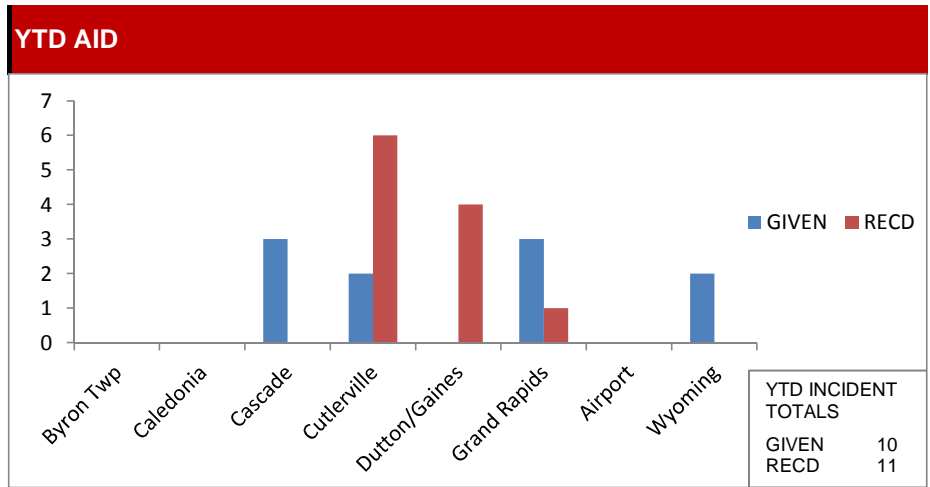
FEBRUARY REASON FOR EMS CALL (excluding Unknown, NA)							
Abdominal Pain	3	Chest Pain	20	Headache		Psych. Prob/Suicide Attempt	1
Allergies	1	Choking	1	Heart Problems	4	Sick	7
Animal Bite		CO Poisoning/Hazmat		Heat/Cold Exposure		Stab/Gunshot	1
Assault	1	Convulsions/Seizure	2	Hemorrhage/Laceration		Stroke/CVA	1
Back Pain		Diabetic Problem	4	Industrial Accident		Traffic Accident	11
Breathing Problem	27	Electrocution/Lightning		Medical Alarm		Traumatic Injury	1
Burns		Eye Problem		Overdose/Ingestion/Poisoning	2	Transfer/Interfacility/Palliative Care	
Cardiac Arrest	1	Falls	17	Pregnancy/Childbirth	3	Unconscious/Fainting	4

NARCAN (NALOXONE) USE				
	FEB 2020	2020 YTD	2019 YTD	YTD CHANGE
Times Administered	1	3	3	

FEBRUARY AID BY DEPARTMENT (Multiple departments may respond to single incident)		
DEPARTMENT	Given	Received
Airport		
Byron Twp.		
Caledonia		
Cascade	1	
Cutlerville	1	1
Dutton/Gaines		
Grand Rapids	2	1
Grand Rapids Twp.		
Grandville		
Wyoming	1	

CASUALTIES			
	FEB 2020	2020 YTD	2019 YTD
Fire Service Injuries	0	0	0
Civilian Injuries	0	0	2
Fire Service Deaths	0	0	0
Civilian Deaths	0	0	0

FIRE PREVENTION BUREAU				
ACTIVITIES	FEB 2020	2020 YTD	2019 YTD	YTD CHANGE
Construction Plan Review	28	30	32	-6.25%
New Construction/Addition	1	2	9	
Remodel	7	16	18	
Sprinkler	7	15	11	
Site Plan	8	13	12	
Fire Alarm	5	12	12	
Demolition	0	0		
Annual Business Inspections	51	123	84	46.43%
Annual Initial	35	92	66	
Reinspections	16	31	18	
Pre-Occupancy Inspections	0	1	4	
Certificate of Occupancy Insp.	8	15	2	
Not Ready	0	0	0	
Walk Through	2	5	15	
Tent Inspections	0	0	0	
Protection/Detection Systems	15	34	6	
Complaint Investigation	0	0	4	
Vacant/Closed Businesses	4	10	5	
Investigations	0	3	3	0.00%
Smoke Detector Installations	82	117	31	277.42%
CO Alarm Installations	2	8	16	-50.00%



PICTURE OF THE MONTH



3449 Shaffer, February 21, 2020