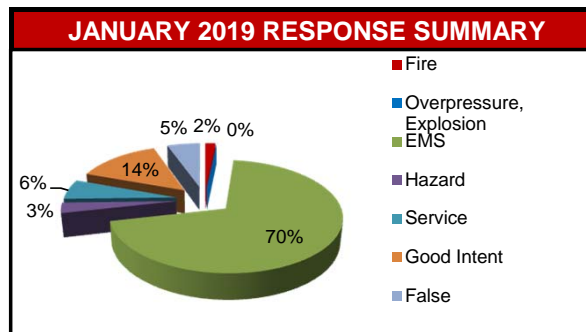
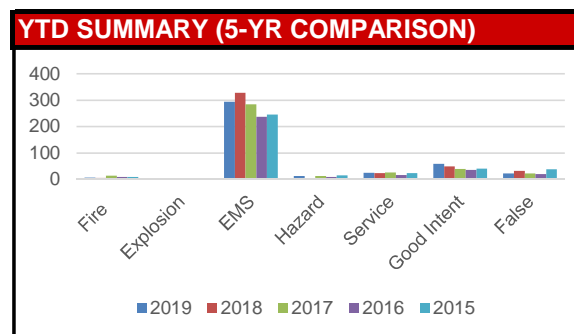


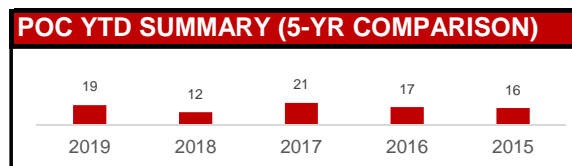
RESPONSE SUMMARY				
NFIRS INCIDENT TYPE SERIES	JAN 2019	2019 YTD	2018 YTD	YTD CHANGE
Fire	7	7	6	16.67%
Explosion, Excessive Heat	0	0	0	
EMS	294	294	328	-10.37%
Hazard	13	13	5	160.00%
Service	25	25	24	4.17%
Good Intent	59	59	49	20.41%
False	23	23	32	-28.13%
Other	0	0	0	
TOTAL	421	421	444	-5.18%



JANUARY FIRES	
Building	Sorrento, 36th, Valleywood, 44th, Hanna Lake
Cooking	Woodfield
Trash, Rubbish, Dumpster	
Brush, Vegetation	
Mobile Home	
Vehicle	Pheasant Ridge



POC RESPONSE SUMMARY				
	JAN 2019	2019 YTD	2018 YTD	YTD CHANGE
Toned Out Calls	19	19	12	58.33%



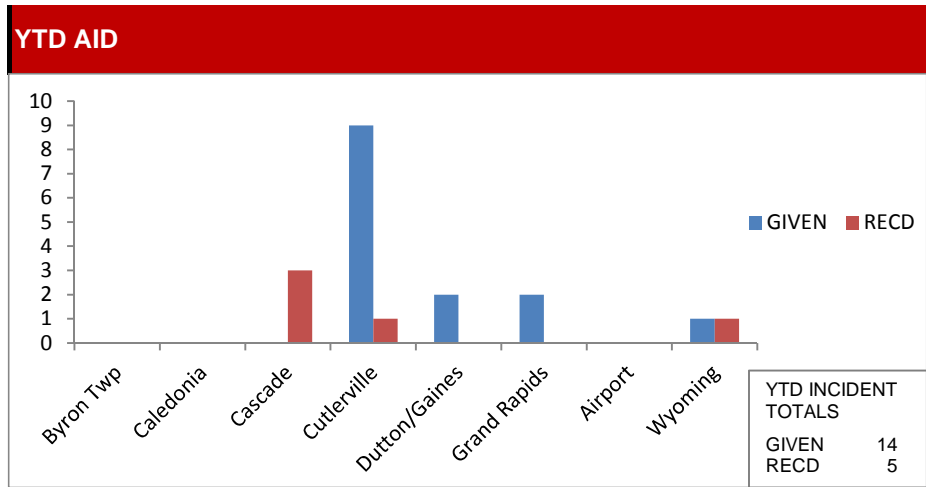
JANUARY REASON FOR EMS CALL (excluding Unknown, NA)							
Abdominal Pain	4	Chest Pain	15	Headache	1	Psych. Prob/Suicide Attempt	3
Allergies	1	Choking		Heart Problems		Sick	6
Animal Bite		CO Poisoning/Hazmat	1	Heat/Cold Exposure		Stab/Gunshot	
Assault		Convulsions/Seizure	7	Hemorrhage/Laceration	1	Stroke/CVA	12
Back Pain	1	Diabetic Problem	3	Industrial Accident		Traffic Accident	8
Breathing Problem	31	Electrocution/Lightning		Medical Alarm		Traumatic Injury	5
Burns		Eye Problem		Overdose/Ingestion/Poisoning	2	Transfer/Interfacility/Palliative Care	
Cardiac Arrest	2	Falls	29	Pregnancy/Childbirth	3	Unconscious/Fainting	8

NARCAN (NALOXONE) USE				
	JAN 2019	2019 YTD	2018 YTD	YTD CHANGE
Times Administered	0	0	4	

JANUARY AID BY DEPARTMENT (Multiple departments may respond to single incident)		
DEPARTMENT	Given	Received
Airport		
Byron Twp.		
Caledonia		
Cascade		3
Cutlerville	9	1
Dutton/Gaines	2	
Grand Rapids	2	
Grand Rapids Twp.		
Grandville		
Wyoming	1	1

CASUALTIES			
	JAN 2019	2019 YTD	2018 YTD
Fire Service Injuries	0	0	0
Civilian Injuries	1	1	0
Fire Service Deaths	0	0	0
Civilian Deaths	0	0	0

FIRE PREVENTION BUREAU				
ACTIVITIES	JAN 2019	2019 YTD	2018 YTD	YTD CHANGE
Construction Plan Review	32	32	22	45.45%
New Construction	2	2	1	
Remodel	7	7	10	
Sprinkler	9	9	7	
Site Plan	9	9	2	
Fire Alarm	5	5	2	
Annual Business Inspections	14	14	82	-82.93%
Annual Initial	0	0	61	
Reinspections	14	14	21	
Occupancy Capacity Checks	0	0	0	
Pre-Occupancy Inspections	1	1	0	
Certificate of Occupancy Insp.	2	2	1	
Not Ready	0	0	1	
Walk Through	5	5	2	
Tent Inspections	0	0	0	
Protection/Detection Systems	1	1	8	
Complaint Investigation	1	1	1	
Vacant/Closed Businesses	0	0	5	
Investigations	2	2	1	100.00%
Smoke Detector Installations	2	2	8	-75.00%
CO Alarm Installations	10	10	0	



PICTURE OF THE MONTH



4300 36th St., January 2, 2019