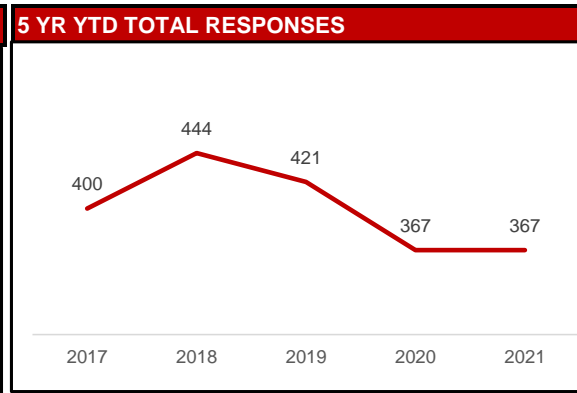
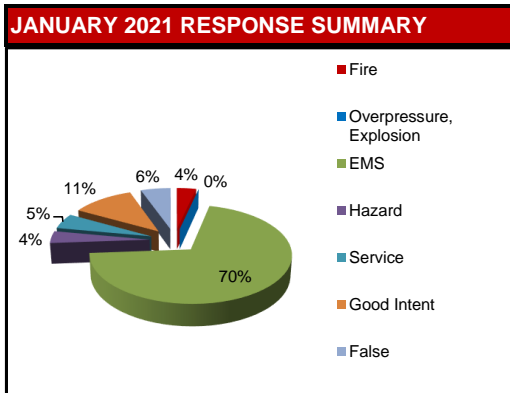
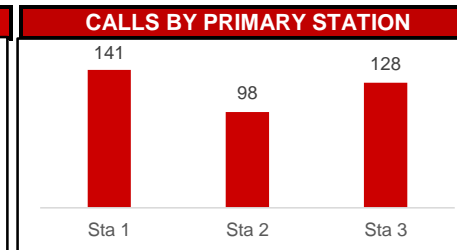
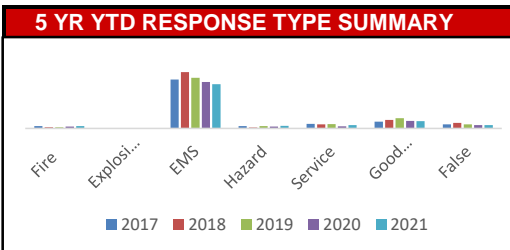


JANUARY 2021 KENTWOOD FIRE DEPARTMENT REPORT

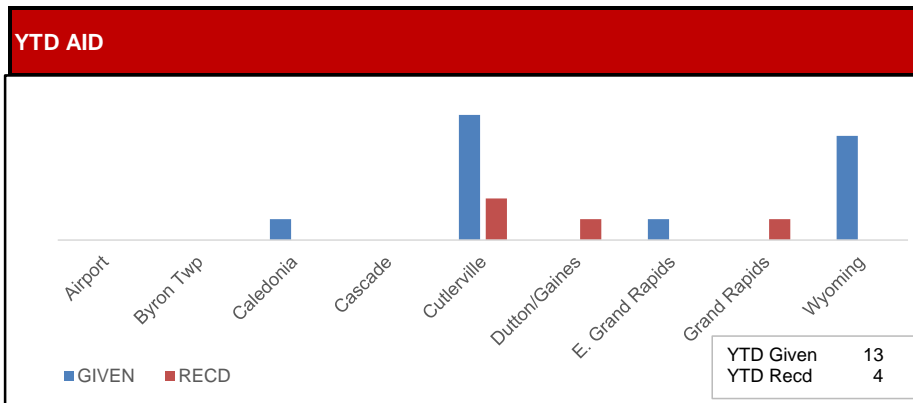
SUMMARY				
NFIRS INCIDENT TYPE SERIES	JAN 2021	2021 YTD	2020 YTD	YTD CHANGE
Fire	13	13	11	18.18%
Explosion, Excessive Heat	0	0	0	
EMS	258	258	270	-4.44%
Hazardous Condition, Standby	15	15	11	36.36%
Service	19	19	12	58.33%
Good Intent	42	42	44	-4.55%
False	20	20	19	5.26%
Other	0	0		
TOTAL	367	367	367	0.00%



JANUARY FIRES	
Building	Gerda, Creek (2), Bridgeport, Maplebrook , Nature Trail, Reeds Lake , Clyde Park , Arbor
Mobile Home	
Cooking	Stauffer, Woodland Creek, Engleside
Chimney	
Vehicle	Eastern
Outside storage	



JANUARY AID BY DEPARTMENT (Multiple departments may respond to single incident)				
DEPARTMENT	Given	Reason	Received	Reason
Airport				
Byron Twp.				
Caledonia	1	Good intent		
Cascade				
Cutlerville	6	Elec,bldg,EMS,3 can	2	Bldg,veh
Dutton/Gaines			1	Smoke
E. Grand Rapids	1	Bldg		
Grand Rapids			1	Bldg
Wyoming	5	Bldg,3 EMS,can		



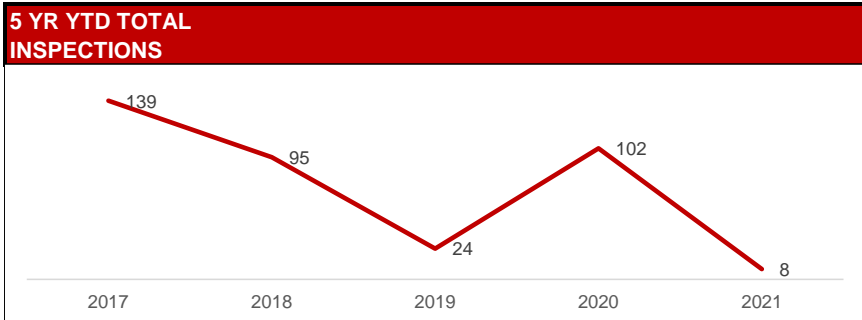
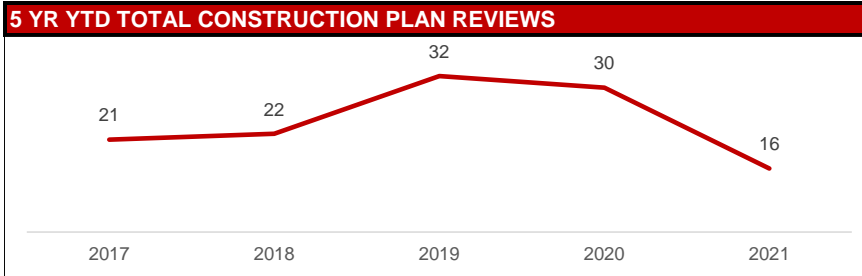
JANUARY REASON FOR EMS CALL (excluding Unknown, NA)							
Abdominal Pain	2	Chest Pain	27	Headache	1	Psych Prob/Suicide Attempt	2
Allergies	1	Choking	3	Heart Problems	4	Sick	12
Animal Bite	1	CO/Hazmat		Heat/Cold Exposure		Stab/Gunshot	1
Assault	4	Seizures	13	Hemorrhage/Laceration		Stroke/CVA	12
Back Pain	1	Diabetic Problem	2	Industrial Accident		Traffic Accident	10
Breathing Problem	62	Electrocution		Medical Alarm	1	Traumatic Injury	3
Burns	1	Eye Problem		Overdose/Ingestion	3	Unconscious/Fainting	14
Cardiac Arrest/Death	4	Falls	40	Pregnancy/Childbirth	5	Well Person Check	

NARCAN USE		JAN 2021	2021 YTD	2020 YTD	YTD CHANGE
Times Administered		2	2	2	0.00%

CASUALTIES		JAN 2021	2021 YTD	2020 YTD
Fire Service Injuries		0	1	5
Civilian Injuries		0	3	3
Fire Service Deaths		0	0	0
Civilian Deaths		0	1	3

FIRE PREVENTION BUREAU				
ACTIVITIES	JAN 2021	2021 YTD	2020 YTD	YTD CHANGE
Construction Plan Review	16	16	30	-46.67%
New Construction/Addition	3	3	1	
Remodel	7	7	9	
Sprinkler	2	2	8	
Site Plan	2	2	5	
Fire Alarm	2	2	7	
Demolition	0	0	0	
Addition	0	0	0	
Annual Business Inspections	6	6	72	-91.67%
Annual Initial	1	1	57	
Reinspections	0	0	15	
Enforcement	0	0		
Self Inspections Returned	5	5		
Pre-Occupancy Inspections	0	0	0	
Certificate of Occupancy Insp.	4	4	1	
Not Ready	0	0	7	
Walk Through	3	3	0	
Tent Inspections	0	0	3	
Protection/Detection Systems	0	0	0	
Complaint Investigation	0	0	19	
Vacant/Closed Businesses	13	75	0	
Investigations	5	5	3	66.67%
Smoke Detector Installations	26	26	35	-25.71%
CO Alarm Installations	5	5	6	-16.67%

CHEMICAL INVENTORY SURVEYS				
	JAN 2021	2021 YTD	2020 YTD	YTD CHANGE
Surveys returned	225	225	881	-74.46%



PICTURE(S) OF THE MONTH



Creek - Jan 6



Creek - Jan 17



Nature Trail - Jan 10



Engleside - Jan 26



Gerda - Jan 4

KITCHEN/COOKING FIRES