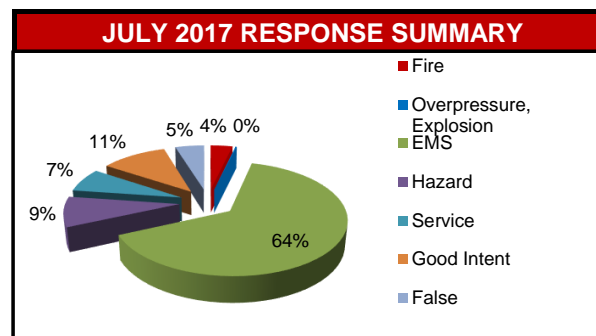
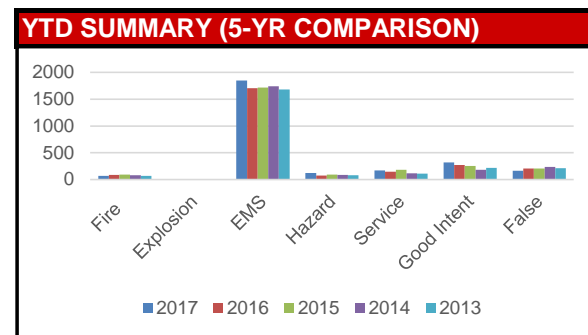


JULY 2017 KENTWOOD FIRE DEPARTMENT REPORT

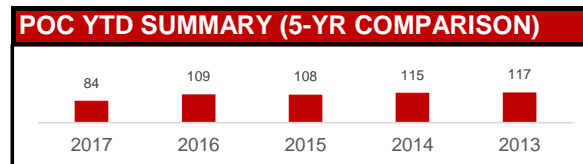
RESPONSE SUMMARY				
NFIRS INCIDENT TYPE SERIES	JULY 2017	2017 YTD	2016 YTD	YTD CHANGE
Fire	16	64	84	-23.81%
Explosion, Excessive Heat	1	1	3	
EMS	283	1848	1709	8.13%
Hazard	39	122	72	69.44%
Service	31	168	146	15.07%
Good Intent	48	320	269	18.96%
False	21	165	207	-20.29%
Other (Severe Weather)	2	5	2	
TOTAL	441	2693	2492	8.07%



JULY FIRES	
Building	44th, W. Rosebud Ct., 76th SW, Drummond, S. Creek, Windy Wood
Cooking	Kalamazoo
Vehicle	Shaffer
Grass, Brush, Trash	N. Breton Ct., Breton, Eastern, 40th, Acquest
Dumpster	Acquest, Eastern, Hunters Ridge

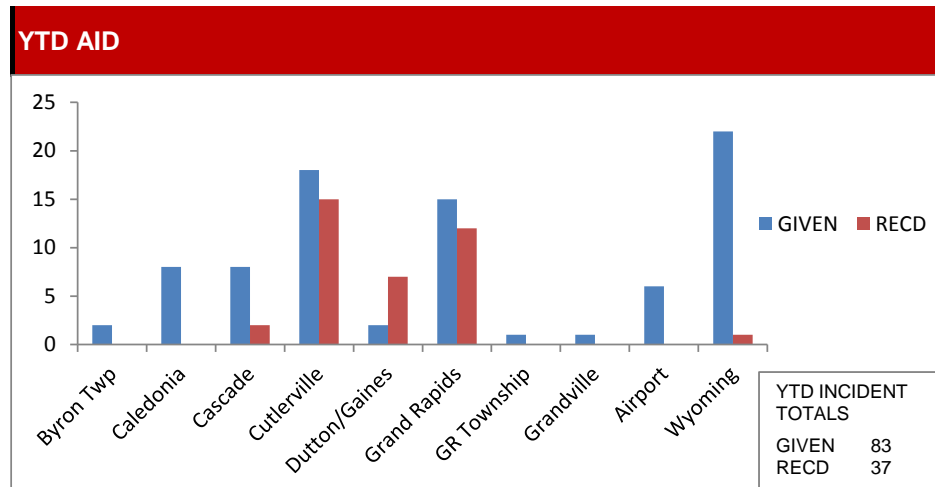


POC RESPONSE SUMMARY				
	JULY 2017	2017 YTD	2016 YTD	YTD CHANGE
Toned Out Calls	13	84	109	-22.94%



JULY REASON FOR EMS CALL (excluding Unknown, NA)							
Abdominal Pain	1	Chest Pain	33	Headache	2	Sick	5
Allergies	3	Choking	1	Heart Problems	2	Stab/Gunshot	1
Animal Bite		CO Poisoning/Hazmat		Heat/Cold Exposure	1	Stroke/CVA	5
Assault	3	Convulsions/Seizure	9	Hemorrhage/Laceration	3	Suicide/Threat	
Back Pain	3	Diabetic Problem	14	Industrial Accident		Traffic Accident	25
Breathing Problem	39	Drowning		Ingestion/Poisoning	5	Traumatic Injury	12
Burns	1	Eye Problem		Pregnancy/Childbirth		Transfer/Interfacility/Palliative Care	
Cardiac Arrest	1	Falls	38	Psychiatric Problems	5	Unconscious/Fainting	15

JULY AID BY DEPARTMENT (Multiple departments may respond to single incident)		
DEPARTMENT	Given	Received
Airport		
Byron Twp.		
Caledonia	2	
Cascade	1	1
Cutlerville	3	
Dutton/Gaines		
Grand Rapids	3	1
Grand Rapids Twp.		
Grandville	1	
Wyoming		



CASUALTIES			
	JULY 2017	2017 YTD	2016 YTD
Fire Service Injuries	1	1	1
Civilian Injuries	0	1	1
Fire Service Deaths	0	0	0
Civilian Deaths	0	0	0

FIRE PREVENTION BUREAU				
ACTIVITIES	JULY 2017	2017 YTD	2016 YTD	YTD CHANGE
Construction Plan Review	29	203	186	9.14%
New Construction	0	10	12	
Remodel	11	87	71	
Sprinkler	7	46	51	
Site Plan	3	24	22	
Fire Alarm	8	36	30	
Annual Business Inspections	130	795	882	-9.86%
Annual Initial	98	558	590	
Reinspections	31	235	292	
Occupancy Capacity Checks	28	149	140	6.43%
Pre-Occupancy Inspections	0	0	0	
Certificate of Occupancy Insp.	0	30	27	11.11%
Not Ready	0	8	8	
Walk Through	0	14	12	16.67%
Tent Inspections	2	6	5	
Protection/Detection Systems	3	39	33	18.18%
Complaint Investigation	3	11	8	37.50%
Vacant/Closed Businesses	7	48	116	-58.62%
Investigations	3	11	14	-21.43%
Smoke Detector Installations	22	228	254	-10.24%
CO Alarm Installations	2	28		



Preparations for potential hazmat response during VP Pence's visit to Grandville