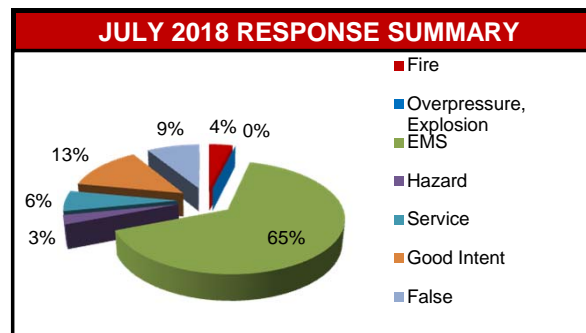
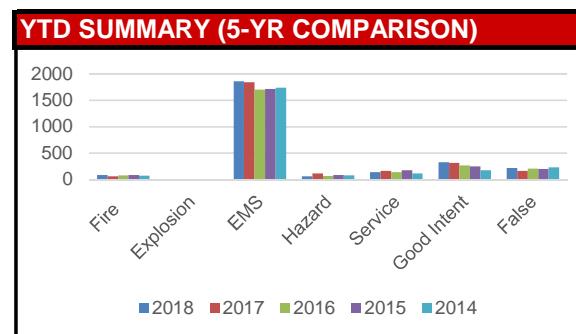


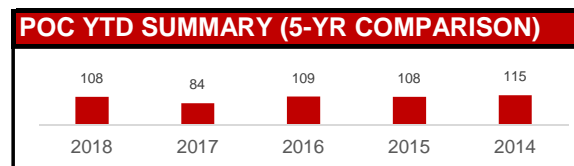
RESPONSE SUMMARY				
NFIRS INCIDENT TYPE SERIES	JUL 2018	2018 YTD	2017 YTD	YTD CHANGE
Fire	16	87	64	35.94%
Explosion, Excessive Heat	0	1	1	
EMS	267	1864	1848	0.87%
Hazard	11	63	122	-48.36%
Service	25	144	168	-14.29%
Good Intent	54	329	320	2.81%
False	36	221	165	33.94%
Other	0	0	5	
<b>TOTAL</b>	<b>409</b>	<b>2709</b>	<b>2693</b>	<b>0.59%</b>



JULY FIRES	
Building	52nd, Bloomfield, Colrain, Thornhills, Walnut Hills
Cooking	Gentian, Highlander
Trash, Rubbish, Dumpster	Woodbridge, East Paris
Brush, Vegetation	Walnut Hills, Montebello
Mobile Home	Prince Albert, Slater
Vehicle	28th (2), S. Division



POC RESPONSE SUMMARY				
	JUL 2018	2018 YTD	2017 YTD	YTD CHANGE
Toned Out Calls	16	108	84	28.57%




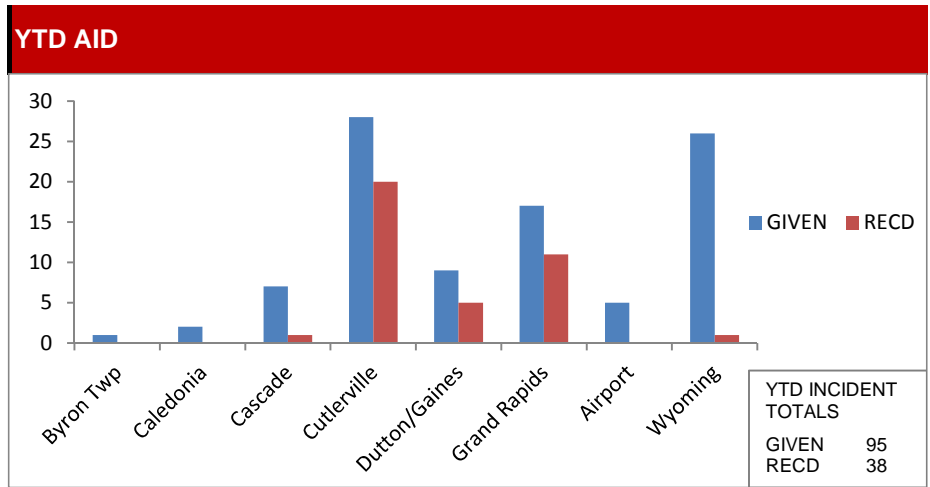
JULY REASON FOR EMS CALL (excluding Unknown, NA)							
Abdominal Pain	3	Chest Pain	18	Headache	3	Psych. Prob/Suicide Attempt	3
Allergies	2	Choking		Heart Problems		Sick	2
Animal Bite		CO Poisoning/Hazmat		Heat/Cold Exposure		Stab/Gunshot	3
Assault	1	Convulsions/Seizure	5	Hemorrhage/Laceration	4	Stroke/CVA	8
Back Pain	1	Diabetic Problem	1	Industrial Accident		Traffic Accident	7
Breathing Problem	34	Drowning	1	Medical Alarm	1	Traumatic Injury	5
Burns		Eye Problem	1	Overdose/Ingestion/Poisoning	5	Transfer/Interfacility/Palliative Care	
Cardiac Arrest	1	Falls	17	Pregnancy/Childbirth	3	Unconscious/Fainting	6

NARCAN (NALOXONE) USE				
	JUL 2018	2018 YTD	2017 YTD	YTD CHANGE
Times Administered	2	16	18	-11.11%

JULY AID BY DEPARTMENT (Multiple departments may respond to single incident)		
DEPARTMENT	Given	Received
Airport		
Byron Twp.		
Caledonia		
Cascade	3	
Cutlerville	3	5
Dutton/Gaines	2	2
Grand Rapids	1	1
Grand Rapids Twp.		
Grandville		
Wyoming	9	

CASUALTIES			
	JUL 2018	2018 YTD	2017 YTD
Fire Service Injuries	0	2	1
Civilian Injuries	2	3	1
Fire Service Deaths	0	0	0
Civilian Deaths	0	0	0

FIRE PREVENTION BUREAU				
ACTIVITIES	JUL 2018	2018 YTD	2017 YTD	YTD CHANGE
Construction Plan Review	19	183	203	-9.85%
New Construction	5	12	10	
Remodel	9	77	87	
Sprinkler	2	51	46	
Site Plan	1	15	24	
Fire Alarm	2	28	36	
Annual Business Inspections	124	569	795	-28.43%
Annual Initial	87	378	558	
Reinspections	37	190	235	
Occupancy Capacity Checks	0	0	108	
Pre-Occupancy Inspections	0	0	0	
Certificate of Occupancy Insp.	0	2	36	
Not Ready	0	4	3	
Walk Through	0	3	17	
Tent Inspections	0	0	0	
Protection/Detection Systems	0	19	32	
Complaint Investigation	0	8	11	
Vacant/Closed Businesses	15	52	48	
Investigations	6	22	11	
Smoke Detector Installations	1	19	228	
CO Alarm Installations	0	0	2	



Prince Albert, July 13, 2018