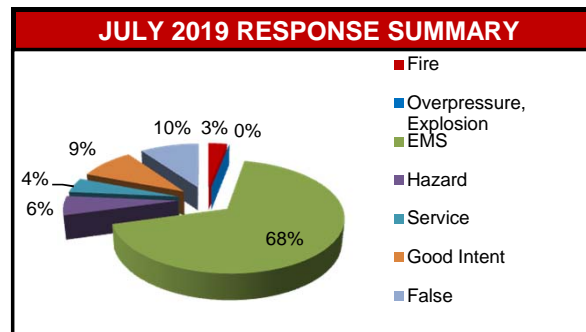
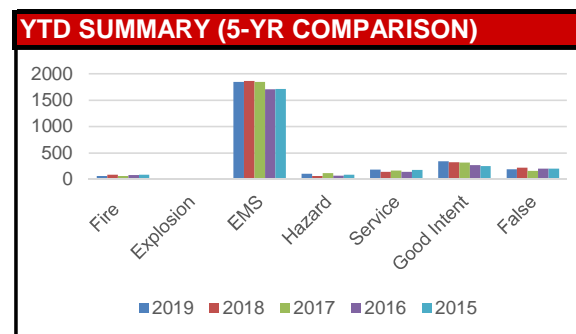


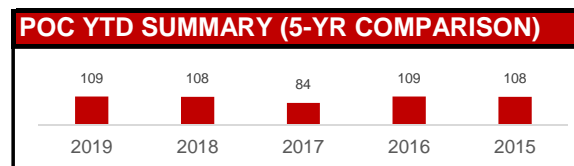
RESPONSE SUMMARY				
NFIRS INCIDENT TYPE SERIES	JULY 2019	2019 YTD	2018 YTD	YTD CHANGE
Fire	12	63	87	-27.59%
Explosion, Excessive Heat	0	0	1	
EMS	261	1847	1864	-0.91%
Hazardous Condition, Standby	22	109	63	73.02%
Service	17	185	144	28.47%
Good Intent	36	346	329	5.17%
False	38	190	221	-14.03%
Other	0	1	0	
<b>TOTAL</b>	<b>366</b>	<b>2741</b>	<b>2709</b>	<b>1.18%</b>



JULY FIRES	
Building	Mayflower, Edgewood
Cooking	Ridgecrest, S. Creek
Vehicle	Stauffer, Broadmoor
Rubbish, Trash	S. Division, 44th
Dumpster	Drummond
Grass	East Paris, I-96, Stauffer



POC RESPONSE SUMMARY				
	JULY 2019	2019 YTD	2018 YTD	YTD CHANGE
Toned Out Calls	10	109	108	0.93%



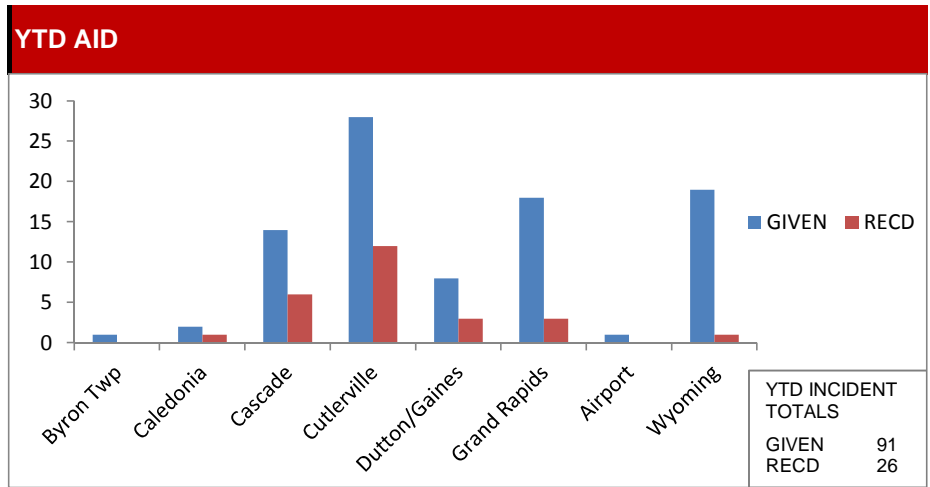
JULY REASON FOR EMS CALL (excluding Unknown, NA)							
Abdominal Pain	1	Chest Pain	16	Headache		Psych. Prob/Suicide Attempt	2
Allergies		Choking		Heart Problems	2	Sick	4
Animal Bite		CO Poisoning/Hazmat		Heat/Cold Exposure	1	Stab/Gunshot	1
Assault	2	Convulsions/Seizure	7	Hemorrhage/Laceration	3	Stroke/CVA	1
Back Pain	5	Diabetic Problem	5	Industrial Accident	1	Traffic Accident	17
Breathing Problem		Electrocution/Lightning		Medical Alarm		Traumatic Injury	3
Burns		Eye Problem		Overdose/Ingestion/Poisoning	1	Transfer/Interfacility/Palliative Care	
Cardiac Arrest	3	Falls	9	Pregnancy/Childbirth		Unconscious/Fainting	13

NARCAN (NALOXONE) USE				
	JULY 2019	2019 YTD	2018 YTD	YTD CHANGE
Times Administered	0	8	16	-50.00%

JULY AID BY DEPARTMENT (Multiple departments JULY respond to single incident)		
DEPARTMENT	Given	Received
Airport		
Byron Twp.		
Caledonia	1	
Cascade	1	
Cutlerville	2	
Dutton/Gaines	1	
Grand Rapids	3	
Grand Rapids Twp.		
Grandville		
Wyoming	5	

CASUALTIES			
	JULY 2019	2019 YTD	2018 YTD
Fire Service Injuries	3	3	2
Civilian Injuries	0	2	1
Fire Service Deaths	0	0	0
Civilian Deaths	1	2	0

FIRE PREVENTION BUREAU				
ACTIVITIES	JULY 2019	2019 YTD	2018 YTD	YTD CHANGE
Construction Plan Review	29	215	183	17.49%
New Construction	2	27	12	
Remodel	12	67	77	
Sprinkler	8	47	51	
Site Plan	3	37	15	
Fire Alarm	4	37	28	
Annual Business Inspections	113	445	569	-21.79%
Annual Initial	69	295	378	
Reinspections	44	150	190	
Occupancy Capacity Checks	0	0	0	
Pre-Occupancy Inspections	0	4	0	
Certificate of Occupancy Insp.	2	31	2	
Not Ready	0	1	4	
Walk Through	2	42	3	
Tent Inspections	0	0	0	
Protection/Detection Systems	13	69	19	
Complaint Investigation	0	5	8	
Vacant/Closed Businesses	8	44	52	
Investigations	0	11	22	-50.00%
Smoke Detector Installations	1	76	19	300.00%
CO Alarm Installations	2	31	0	



**PICTURES OF THE MONTH**



Dream Big/ARCH, at Glenwood Elementary School; 47 participants