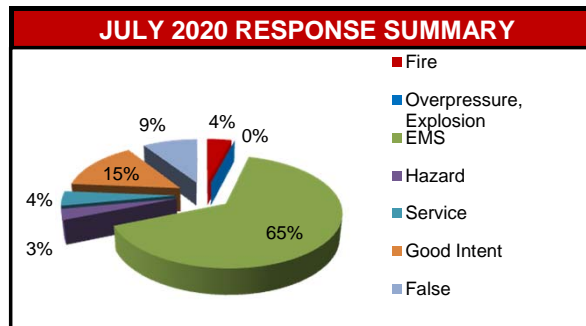
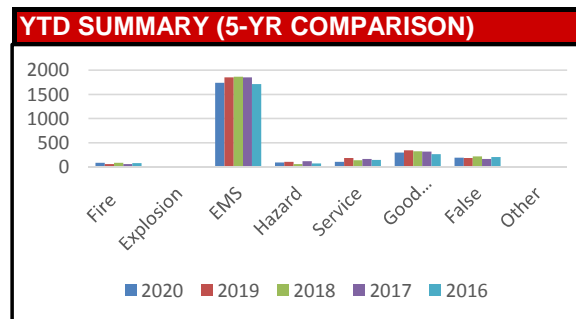


RESPONSE SUMMARY				
NFIRS INCIDENT TYPE SERIES	JULY 2020	2020 YTD	2019 YTD	YTD CHANGE
Fire	17	90	63	42.86%
Explosion, Excessive Heat	0	2	0	
EMS	268	1736	1847	-6.01%
Hazardous Condition, Standby	13	97	109	-11.01%
Service	18	111	185	-40.00%
Good Intent	60	298	346	-13.87%
False	38	194	190	2.11%
Other	2	2	1	
TOTAL	416	2530	2741	-7.70%

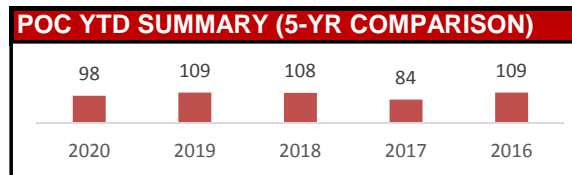


JULY FIRES	
Building	Drummond, Silverglade, Newstead, Quail Run, Maple Hollow
Cooking	Tottingham, Mildred
Vehicle	Eastern/44th, 52nd/E. Paris, 58th
Brush, Grass, Trash	Woodfield Pl., Patterson, 28th, Maplelawn
Dumpster, Commercial Compactor	E. Paris, Breton, Pheasant Ridge



POC RESPONSE SUMMARY				
	JULY 2020	2020 YTD	2019 YTD	YTD CHANGE
Toned Out Calls	13	98	109	-10.09%

Since mid-March no POC have responded, but would have been called.



JULY REASON FOR EMS CALL (excluding Unknown, NA)							
Abdominal Pain	2	Chest Pain	18	Headache	1	Psych. Prob/Suicide Attempt	4
Allergies	2	Choking		Heart Problems		Sick	1
Animal Bite		CO Poisoning/Hazmat		Heat/Cold Exposure		Stab/Gunshot	1
Assault		Convulsions/Seizure	9	Hemorrhage/Laceration	4	Stroke/CVA	4
Back Pain	2	Diabetic Problem	2	Industrial Accident		Traffic Accident	15
Breathing Problem	30	Electrocution/Lightning		Medical Alarm		Traumatic Injury	5
Burns		Eye Problem		Overdose/Ingestion/Poisoning	1	Unconscious/Fainting	9
Cardiac Arrest		Falls	13	Pregnancy/Childbirth	3	Well Person Check	2

NARCAN (NALOXONE) USE				
	JULY 2020	2020 YTD	2019 YTD	YTD CHANGE
Times Administered	1	11	8	37.50%

JULY AID BY DEPARTMENT (Multiple departments JULY respond to single incident)

DEPARTMENT	Given	Received
Airport		
Byron Twp.		
Caledonia		
Cascade	1	
Cutlerville	5	4
Dutton/Gaines	1	1
Grand Rapids	5	
Grand Rapids Twp.		
Grandville		
Wyoming	7	

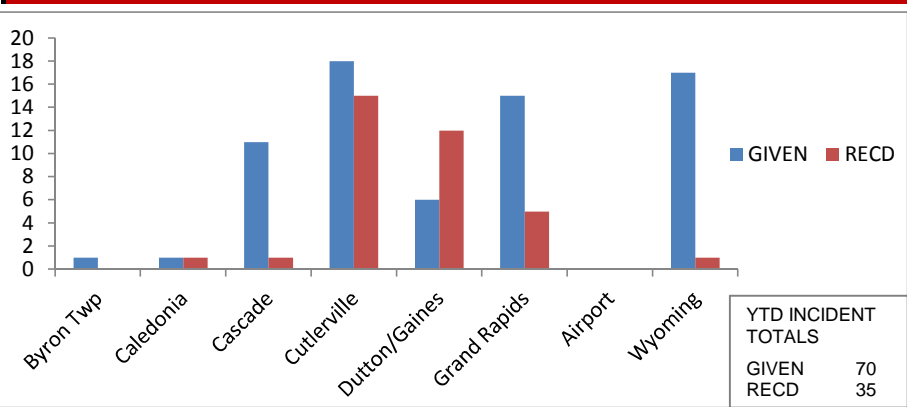
CASUALTIES

	JULY 2020	2020 YTD	2019 YTD
Fire Service Injuries	0	1	3
Civilian Injuries	0	2	2
Fire Service Deaths	0	0	0
Civilian Deaths	0	1	2

FIRE PREVENTION BUREAU

ACTIVITIES	JULY 2020	2020 YTD	2019 YTD	YTD CHANGE
Construction Plan Review	17	126	215	-41.40%
New Construction/Addition	1	5	27	
Remodel	3	32	67	
Sprinkler	1	27	47	
Site Plan	4	26	37	
Fire Alarm	8	30	37	
Demolition	0	2		
Annual Business Inspections	8	157	445	-64.72%
Annual Initial	0	112	295	
Reinspections	0	45	150	
Self Inspections	8			
Pre-Occupancy Inspections	0	5	4	
Certificate of Occupancy Insp.	2	26	31	
Not Ready	0	0	1	
Walk Through	1	11	42	
Tent Inspections	0	0	0	
Protection/Detection Systems	7	66	69	
Complaint Investigation	2	7	5	
Vacant/Closed Businesses	0	13	44	
Investigations	2	18	11	63.64%
Smoke Detector Installations	11	160	76	110.53%
CO Alarm Installations	0	15	31	-51.61%

YTD AID



PICTURE OF THE MONTH



July 23, 2020 car fire on 58th St.
also damaged siding on garage and house