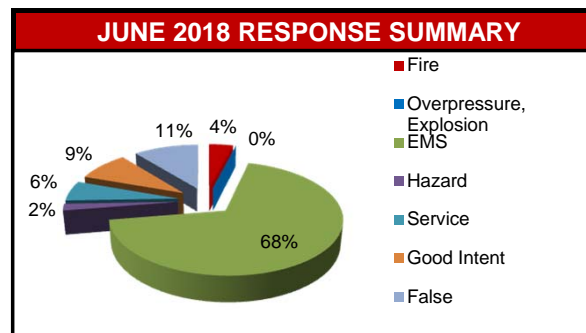
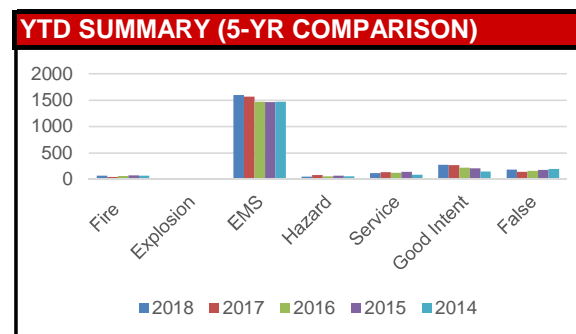


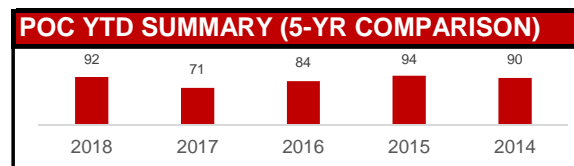
RESPONSE SUMMARY				
NFIRS INCIDENT TYPE SERIES	JUN 2018	2018 YTD	2017 YTD	YTD CHANGE
Fire	14	71	48	47.92%
Explosion, Excessive Heat	0	1	0	
EMS	241	1597	1565	2.04%
Hazard	7	52	83	-37.35%
Service	21	119	137	-13.14%
Good Intent	31	275	272	1.10%
False	38	185	144	28.47%
Other	0	0	3	
TOTAL	352	2300	2252	2.13%



JUNE FIRES	
Building	W. Rosebud Ct., Sluyter, Marshall, Independence Ln., Division, Drummond, Madison, Breton
Cooking	Woodland Creek
Trash, Rubbish, Dumpster	Division, Eastern
Mobile Home	Wandercrest
Vehicle	44th, Air Lane



POC RESPONSE SUMMARY				
	JUN 2018	2018 YTD	2017 YTD	YTD CHANGE
Toned Out Calls	16	92	71	29.58%



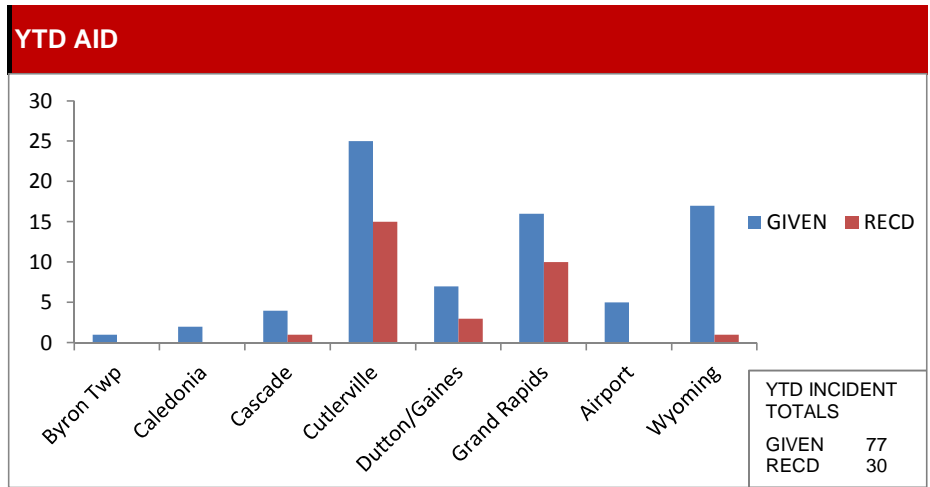
JUNE REASON FOR EMS CALL (excluding Unknown, NA)							
Abdominal Pain	1	Chest Pain	16	Headache		Psych. Prob/Suicide Attempt	2
Allergies	1	Choking	2	Heart Problems		Sick	2
Animal Bite		CO Poisoning/Hazmat		Heat/Cold Exposure	1	Stab/Gunshot	2
Assault		Convulsions/Seizure	4	Hemorrhage/Laceration	6	Stroke/CVA	1
Back Pain	1	Diabetic Problem	8	Industrial Accident		Traffic Accident	11
Breathing Problem	31	Drowning		Medical Alarm		Traumatic Injury	1
Burns		Eye Problem		Overdose/Ingestion/Poisoning	3	Transfer/Interfacility/Palliative Care	
Cardiac Arrest	3	Falls	11	Pregnancy/Childbirth		Unconscious/Fainting	17

NARCAN (NALOXONE) USE				
	JUN 2018	2018 YTD	2017 YTD	YTD CHANGE
Times Administered	3	14	17	-17.65%

JUNE AID BY DEPARTMENT (Multiple departments may respond to single incident)		
DEPARTMENT	Given	Received
Airport	1	
Byron Twp.		
Caledonia	1	
Cascade	1	
Cutlerville	2	4
Dutton/Gaines	1	
Grand Rapids	2	1
Grand Rapids Twp.		
Grandville		
Wyoming	2	

CASUALTIES			
	JUN 2018	2018 YTD	2017 YTD
Fire Service Injuries	0	2	0
Civilian Injuries	0	1	1
Fire Service Deaths	0	0	0
Civilian Deaths	0	0	0

FIRE PREVENTION BUREAU				
ACTIVITIES	JUN 2018	2018 YTD	2017 YTD	YTD CHANGE
Construction Plan Review	28	164	174	-5.75%
New Construction	1	7	10	
Remodel	12	68	76	
Sprinkler	3	49	39	
Site Plan	1	14	21	
Fire Alarm	11	26	28	
Annual Business Inspections	70	445	665	-33.08%
Annual Initial	34	291	460	
Reinspections	31	153	204	
Occupancy Capacity Checks	0	0	108	
Pre-Occupancy Inspections	0	0	0	
Certificate of Occupancy Insp.	0	2	36	
Not Ready	0	4	3	
Walk Through	0	3	17	
Tent Inspections	0	0	0	
Protection/Detection Systems	2	19	32	
Complaint Investigation	3	8	11	
Vacant/Closed Businesses	6	37	41	
Investigations	3	16	8	
Smoke Detector Installations	1	18	206	
CO Alarm Installations	0	0	26	



PICTURE OF THE MONTH



June 27, 2018

Laundry room fire at 4352 Breton required evacuation and notification of multiple agencies.

