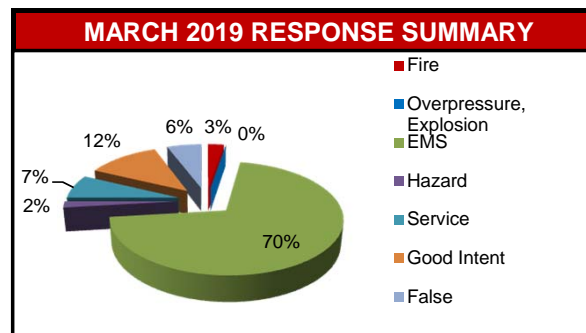
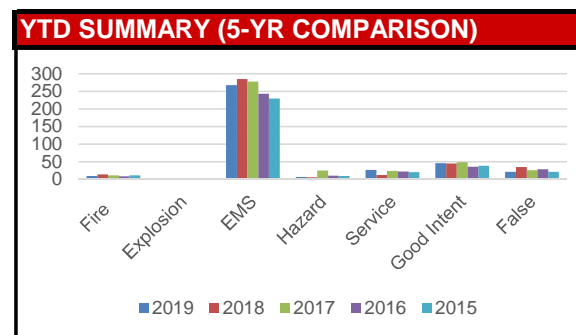


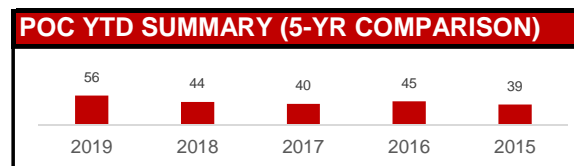
RESPONSE SUMMARY				
NFIRS INCIDENT TYPE SERIES	MAR 2019	2019 YTD	2018 YTD	YTD CHANGE
Fire	10	29	34	-14.71%
Explosion, Excessive Heat	0	0	0	
EMS	268	823	861	-4.41%
Hazardous Condition, Standby	7	56	19	194.74%
Service	27	81	58	39.66%
Good Intent	46	158	130	21.54%
False	22	83	95	-12.63%
Other	0	1	0	
TOTAL	380	1231	1197	2.84%



MARCH FIRES	
Building	60th, 28th, N. Breton Ct., Willman, Hearthstone, Runido
Vehicle	3333 28th, East Beltline/Woodland Outer Dr.
Natural Vegetation	40th
Rubbish, Trash	Kalamazoo



POC RESPONSE SUMMARY				
	MAR 2019	2019 YTD	2018 YTD	YTD CHANGE
Toned Out Calls	14	56	44	27.27%



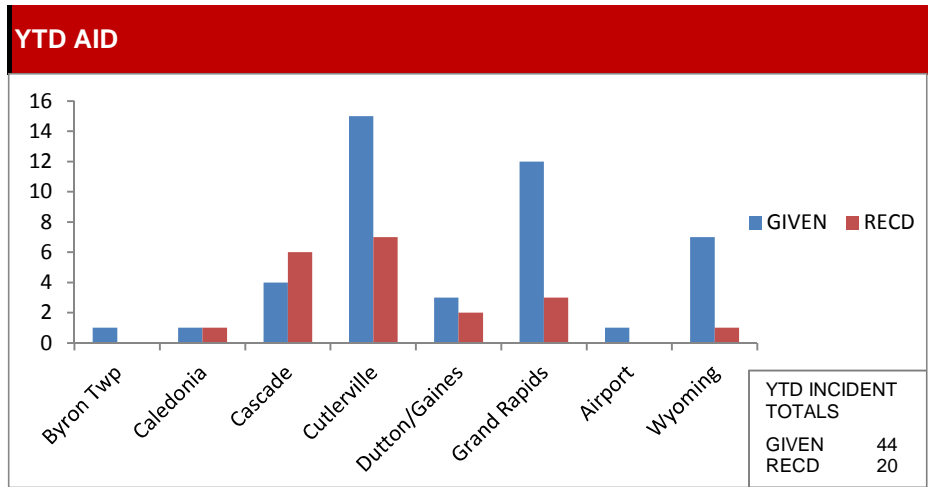
MARCH REASON FOR EMS CALL (excluding Unknown, NA)							
Abdominal Pain	5	Chest Pain	20	Headache		Psych. Prob/Suicide Attempt	5
Allergies	1	Choking	2	Heart Problems	3	Sick	6
Animal Bite		CO Poisoning/Hazmat		Heat/Cold Exposure		Stab/Gunshot	
Assault		Convulsions/Seizure	7	Hemorrhage/Laceration	1	Stroke/CVA	7
Back Pain	1	Diabetic Problem	4	Industrial Accident	1	Traffic Accident	5
Breathing Problem	26	Electrocution/Lightning		Medical Alarm		Traumatic Injury	3
Burns		Eye Problem		Overdose/Ingestion/Poisoning	1	Transfer/Interfacility/Palliative Care	
Cardiac Arrest	1	Falls	16	Pregnancy/Childbirth		Unconscious/Fainting	6

NARCAN (NALOXONE) USE				
	MAR 2019	2019 YTD	2018 YTD	YTD CHANGE
Times Administered	1	4	8	-50.00%

MARCH AID BY DEPARTMENT (Multiple departments may respond to single incident)		
DEPARTMENT	Given	Received
Airport	1	
Byron Twp.	1	
Caledonia	1	1
Cascade	1	3
Cutlerville	1	4
Dutton/Gaines		2
Grand Rapids	3	3
Grand Rapids Twp.		
Grandville		
Wyoming	2	

CASUALTIES			
	MAR 2019	2019 YTD	2018 YTD
Fire Service Injuries	0	0	2
Civilian Injuries	1	2	1
Fire Service Deaths	0	0	0
Civilian Deaths	0	0	0

FIRE PREVENTION BUREAU				
ACTIVITIES	MAR 2019	2019 YTD	2018 YTD	YTD CHANGE
Construction Plan Review	23	85	78	8.97%
New Construction	3	12	2	
Remodel	10	28	32	
Sprinkler	6	17	27	
Site Plan	2	14	7	
Fire Alarm	2	14	10	
Annual Business Inspections	66	150	249	-39.76%
Annual Initial	42	108	170	
Reinspections	24	42	78	
Occupancy Capacity Checks	0	0	0	
Pre-Occupancy Inspections	0	4	0	
Certificate of Occupancy Insp.	0	2	2	
Not Ready	1	1	4	
Walk Through	2	17	2	
Tent Inspections	0	0	0	
Protection/Detection Systems	9	15	14	
Complaint Investigation	1	5	1	
Vacant/Closed Businesses	6	11	11	
Investigations	4	7	12	-41.67%
Smoke Detector Installations	4	35	12	191.67%
CO Alarm Installations	1	17	0	



PICTURE OF THE MONTH

