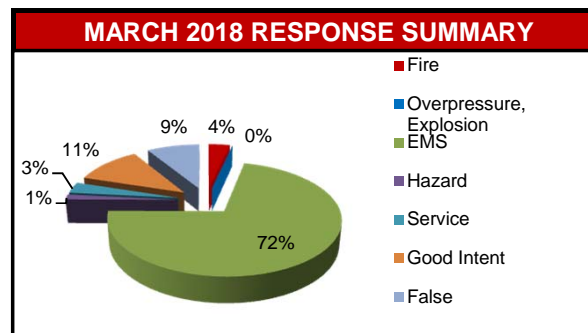
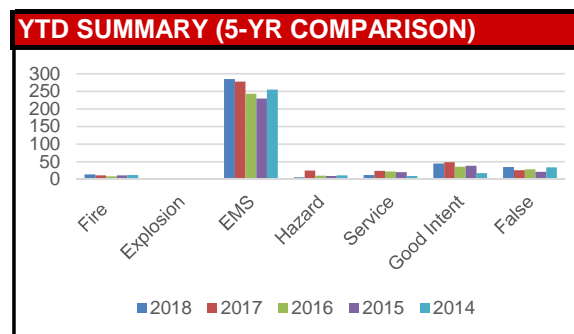


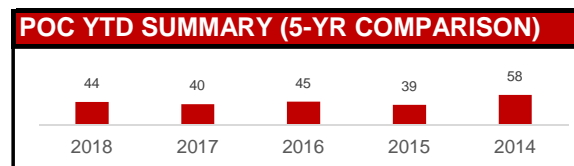
RESPONSE SUMMARY				
NFIRS INCIDENT TYPE SERIES	MAR 2018	2018 YTD	2017 YTD	YTD CHANGE
Fire	14	34	30	13.33%
Explosion, Excessive Heat	0	0	0	
EMS	285	861	812	6.03%
Hazard	6	19	45	-57.78%
Service	13	58	62	-6.45%
Good Intent	45	130	125	4.00%
False	35	95	71	33.80%
Other (complaint)	0	0	1	
TOTAL	398	1197	1146	4.45%



MARCH FIRES	
Building	Independence, 32nd, Queenston, S. Norway, Breton, Andrew
Cooking	Queensbury
Vehicle	Bluff Meadows
Brush, Trash	Yorktown, Breton, Kalamazoo, Eastern
Dust Collector	76th
Other (power pole)	Marlowe



POC RESPONSE SUMMARY				
	MAR 2018	2018 YTD	2017 YTD	YTD CHANGE
Toned Out Calls	17	44	40	10.00%



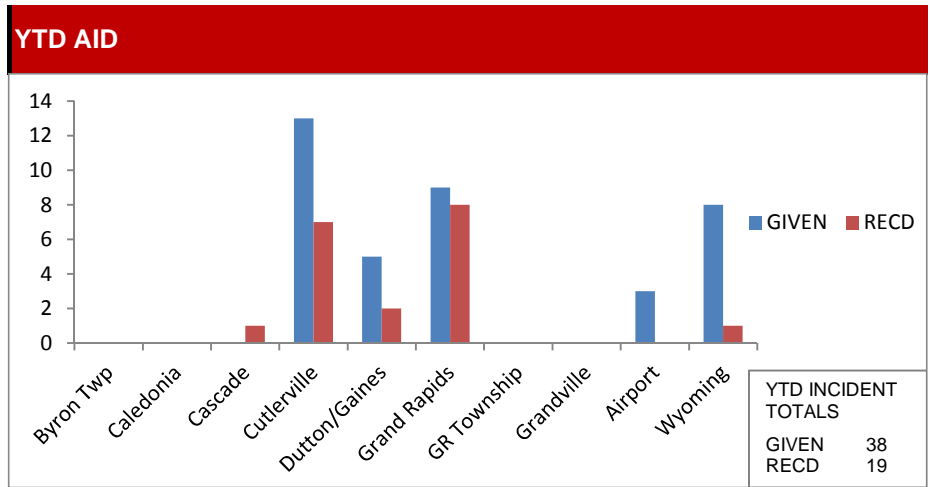
MARCH REASON FOR EMS CALL (excluding Unknown, NA)							
Abdominal Pain	3	Chest Pain	18	Headache		Sick	2
Allergies		Choking		Heart Problems	1	Stab/Gunshot	1
Animal Bite		CO Poisoning/Hazmat		Heat/Cold Exposure		Stroke/CVA	4
Assault		Convulsions/Seizure	6	Hemorrhage/Laceration	1	Traffic Accident	10
Back Pain	1	Diabetic Problem	6	Industrial Accident		Traumatic Injury	4
Breathing Problem	40	Drowning		Overdose/Ingestion/Poisoning	3	Transfer/Interfacility/Palliative Care	
Burns		Eye Problem		Pregnancy/Childbirth	3	Unconscious/Fainting	10
Cardiac Arrest	2	Falls	22	Psych. Prob./Suicide Attempt	2		

NARCAN (NALOXONE) USE				
	MAR 2018	2018 YTD	2017 YTD	YTD CHANGE
Times Administered	2	8	7	14.29%

MARCH AID BY DEPARTMENT (Multiple departments may respond to single incident)		
DEPARTMENT	Given	Received
Airport	3	
Byron Twp.		
Caledonia		
Cascade		1
Cutlerville	7	2
Dutton/Gaines	1	
Grand Rapids	1	5
Grand Rapids Twp.		
Grandville		
Wyoming	5	1

CASUALTIES			
	MAR 2018	2018 YTD	2017 YTD
Fire Service Injuries	0	2	0
Civilian Injuries	0	1	1
Fire Service Deaths	0	0	0
Civilian Deaths	0	0	0

FIRE PREVENTION BUREAU				
ACTIVITIES	MAR 2018	2018 YTD	2017 YTD	YTD CHANGE
Construction Plan Review	27	78	84	-7.14%
New Construction	1	2	3	
Remodel	11	32	37	
Sprinkler	7	27	19	
Site Plan	3	7	9	
Fire Alarm	5	10	16	
Annual Business Inspections	94	249	392	-36.48%
Annual Initial	54	170	285	
Reinspections	39	78	106	
Occupancy Capacity Checks	0	0	75	
Pre-Occupancy Inspections	0	0	0	
Certificate of Occupancy Insp.	0	2	27	
Not Ready	3	4	2	
Walk Through	0	2	11	
Tent Inspections	0	0	0	
Protection/Detection Systems	6	14	21	
Complaint Investigation	0	1	5	
Vacant/Closed Businesses	5	11	19	
Investigations	5	12	5	
Smoke Detector Installations	6	12	51	
CO Alarm Installations	0	0	26	



PICTURE OF THE MONTH



3060 Breton - March 24th
Fire and Public Works Departments work together to put out the fire