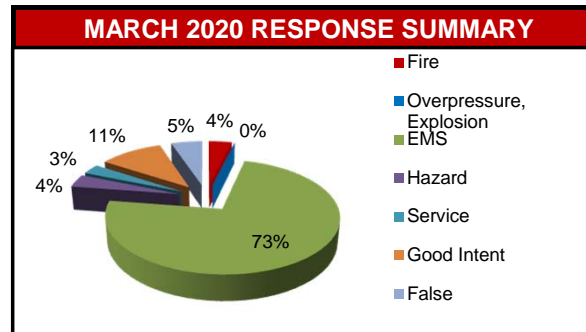
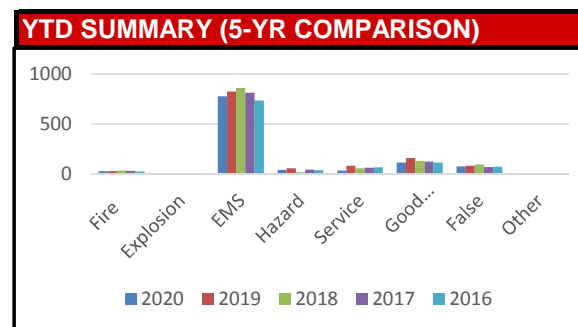


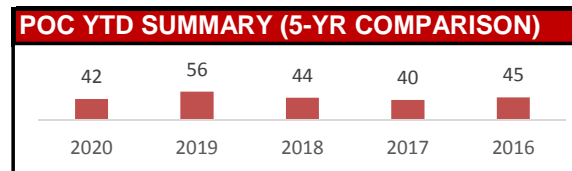
RESPONSE SUMMARY				
NFIRS INCIDENT TYPE SERIES	MAR 2020	2020 YTD	2019 YTD	YTD CHANGE
Fire	14	29	29	0.00%
Explosion, Excessive Heat	0	1	0	
EMS	270	777	823	-5.59%
Hazardous Condition, Standby	14	40	56	-28.57%
Service	11	33	81	-59.26%
Good Intent	39	115	158	-27.22%
False	19	75	83	-9.64%
Other	0	0	1	
TOTAL	367	1070	1231	-13.08%



MARCH FIRES	
Building	Bowen, 32nd, 32nd, Paddington
Mobile Home	Nueville, Merino
Cooking	60th, Timberbrook, West Grove
Vehicle	40th
Brush, Grass	Breton
Dumpster, Commercial Compactor	44th, Broadmoor
Stove	56th



POC RESPONSE SUMMARY				
	MAR 2020	2020 YTD	2019 YTD	YTD CHANGE
Toned Out Calls	16	42	56	-25.00%



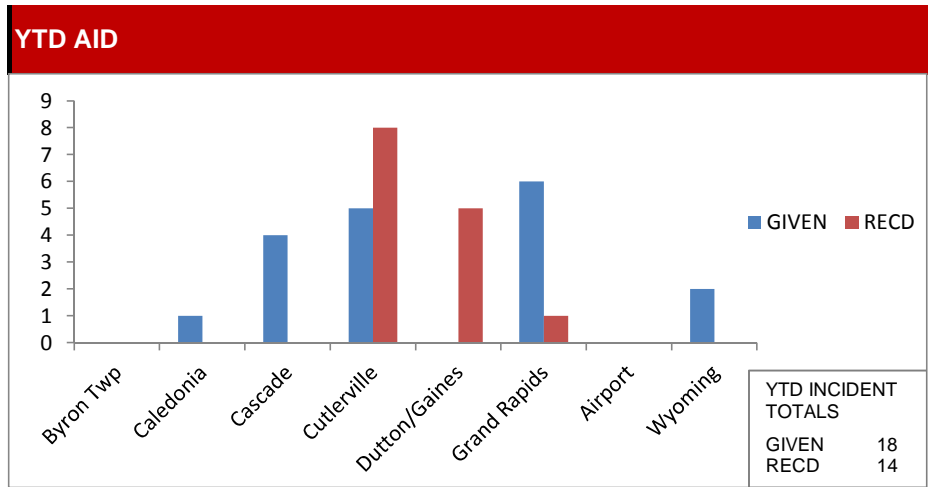
MARCH REASON FOR EMS CALL (excluding Unknown, NA)							
Abdominal Pain	2	Chest Pain	11	Headache		Psych. Prob/Suicide Attempt	3
Allergies		Choking		Heart Problems	2	Sick	3
Animal Bite		CO Poisoning/Hazmat		Heat/Cold Exposure		Stab/Gunshot	
Assault		Convulsions/Seizure	6	Hemorrhage/Laceration	2	Stroke/CVA	5
Back Pain		Diabetic Problem	2	Industrial Accident		Traffic Accident	1
Breathing Problem	36	Electrocution/Lightning		Medical Alarm	1	Traumatic Injury	1
Burns	1	Eye Problem		Overdose/Ingestion/Poisoning	1	Transfer/Interfacility/Palliative Care	
Cardiac Arrest	3	Falls	11	Pregnancy/Childbirth	1	Unconscious/Fainting	8

NARCAN (NALOXONE) USE				
	MAR 2020	2020 YTD	2019 YTD	YTD CHANGE
Times Administered	3	6	4	50.00%

MARCH AID BY DEPARTMENT (Multiple departments may respond to single incident)		
DEPARTMENT	Given	Received
Airport		
Byron Twp.		
Caledonia	1	
Cascade	1	
Cutlerville	3	2
Dutton/Gaines		1
Grand Rapids	3	
Grand Rapids Twp.		
Grandville		
Wyoming		

CASUALTIES			
	MAR 2020	2020 YTD	2019 YTD
Fire Service Injuries	1	1	0
Civilian Injuries	1	1	2
Fire Service Deaths	0	0	0
Civilian Deaths	0	0	0

FIRE PREVENTION BUREAU				
ACTIVITIES	MAR 2020	2020 YTD	2019 YTD	YTD CHANGE
Construction Plan Review	16	74	85	-12.94%
New Construction/Addition	2	4	12	
Remodel	4	20	28	
Sprinkler	3	18	17	
Site Plan	4	17	14	
Fire Alarm	2	14	14	
Demolition	1	1		
Annual Business Inspections	34	157	150	4.67%
Annual Initial	20	112	108	
Reinspections	14	45	42	
Pre-Occupancy Inspections	3	4	4	
Certificate of Occupancy Insp.	5	20	2	
Not Ready	0	0	1	
Walk Through	1	6	17	
Tent Inspections	0	0	0	
Protection/Detection Systems	3	37	15	
Complaint Investigation	1	1	5	
Vacant/Closed Businesses	3	13	11	
Investigations	2	5	7	-28.57%
Smoke Detector Installations	30	147	35	320.00%
CO Alarm Installations	7	15	17	-11.76%



PICTURE OF THE MONTH



2582 32nd St.
March 7-8, 2020