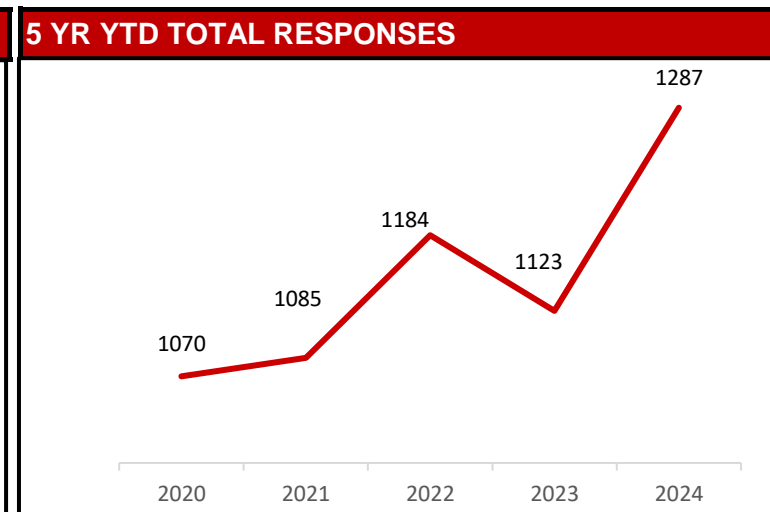
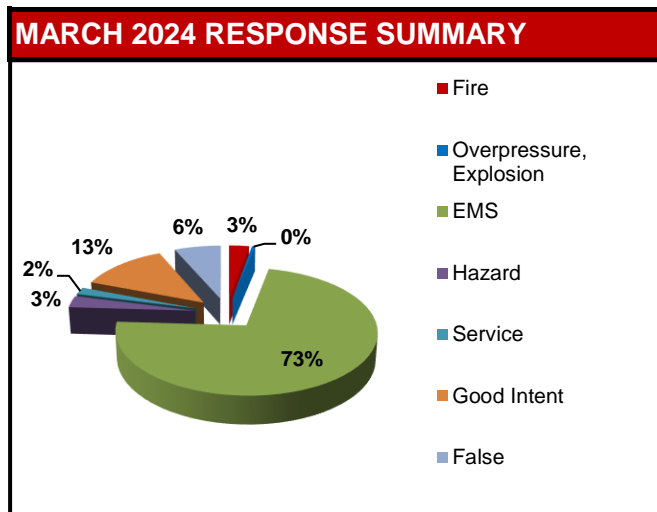
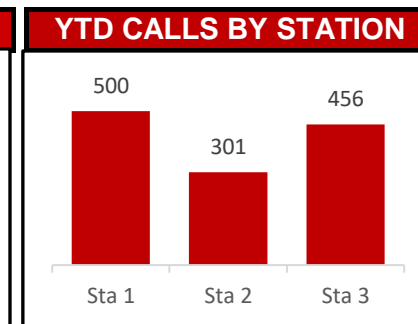
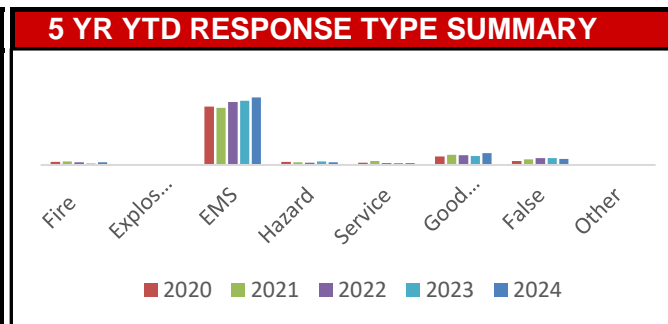


MARCH 2024 KENTWOOD FIRE DEPARTMENT REPORT

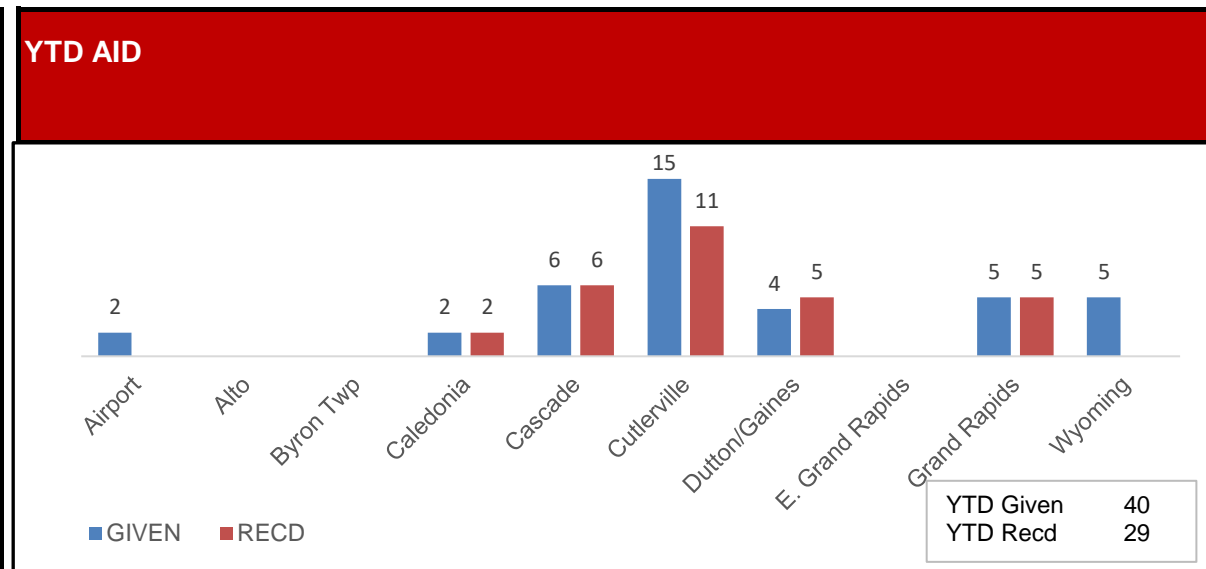
SUMMARY				
NFIRS INCIDENT TYPE SERIES	MAR 2024	2024 YTD	2023 YTD	YTD CHANGE
Fire	12	36	23	56.52%
Explosion, Excessive Heat	2	4	2	
EMS	311	880	854	3.04%
Hazardous Condition, Standby	13	75	45	66.67%
Service	8	30	28	7.14%
Good Intent	54	150	95	57.89%
False	28	112	76	47.37%
Other	0	0	0	
TOTAL	428	1287	1123	14.60%



MARCH FIRES (injury, aid given)	
Building	Windsong, Saffron
Cooking	Branagan Ct., Walnut Hills
Trash, Brush, Grass	Oak Forest Ct., Camille/Griggs, 44th, Wichita
Vehicle	28th, Breton, Cascade
Other-dryer	Woodland Creek



MARCH AID BY DEPARTMENT (Multiple departments may respond to single incident)				
DEPARTMENT	Mutual		Automatic	
	Given	Reason	Received	Reason
Caledonia	1	MVA	1	Good intent
Cascade			1	Good intent
Cutlerville	5	EMS, 2 Building, 2 Smoke	3	Good intent, unauth burning, trash
Dutton/Gaines	1	Smoke scare	1	Good intent
Grand Rapids	2	Smoke scare	1	Trash
Wyoming				
Airport	1	Alarm cancelled		
Grand Rapids Twp.	1	Vehicle fire		



MARCH REASON FOR EMS CALL (excluding Unknown, NA)							
Abdominal Pain	12	Chest Pain	39	Head Injury	1	Pregnancy/Childbirth	1
Allergies	1	Choking	1	Headache	2	Psych Prob/Suicide Attempt	6
Altered Mental Status	27	CO/Hazmat		Heart Problems		Sick	2
Assault		Seizures	14	Heat/Cold Exposure		Stab/Gunshot	2
Auto vs Pedestrian	1	Diabetic Problem	5	Hemorrhage/Laceration	2	Stroke/CVA	4
Back Pain	1	Drowning		Hypotension/Hypertension	3	Traffic Accident	5
Breathing Problem	68	Eye Problem		Invalid Assist/Lift Assist	2	Traumatic Injury	5
Burns		Falls	30	Medical Alarm	4	Unconscious/Fainting	8
Cardiac Arrest/Death	2	GI Bleed		Overdose/Ingestion	3	Weak/Lethargic	5

NARCAN USE		MAR 2024	2024 YTD	2023 YTD	YTD CHANGE
Times Administered		0	3	4	-25.00%

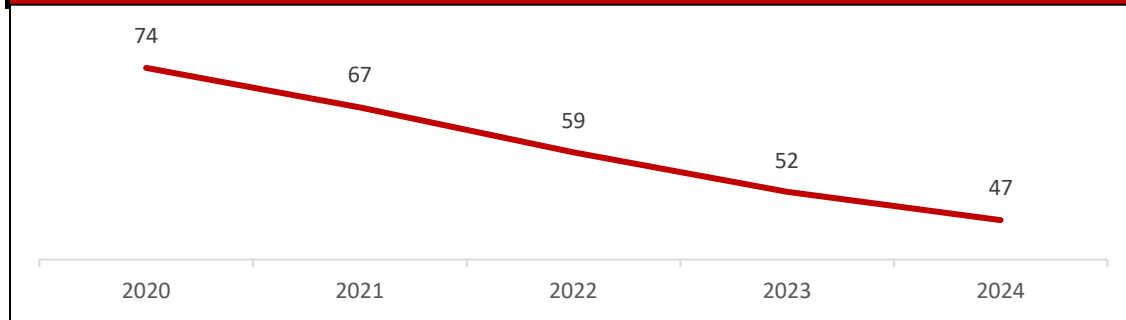
CASUALTIES		MAR 2024	2024 YTD	2023 YTD
Fire Service Injuries		0	2	0
Civilian Injuries		0	0	0
Fire Service Deaths		0	0	0
Civilian Deaths		0	0	0

FIRE PREVENTION BUREAU

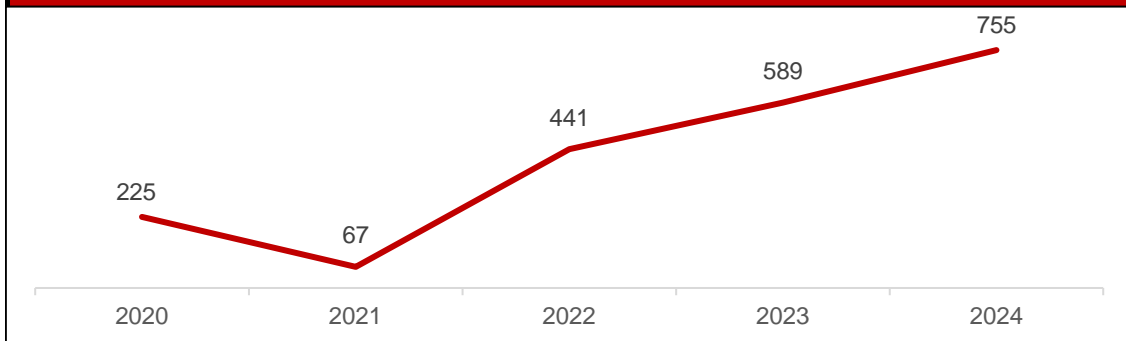
ACTIVITIES	MAR 2024	2024 YTD	2023 YTD	YTD CHANGE
Construction Plan Review	16	47	52	-9.62%
New Construction	1	1	3	
Remodel	7	15	17	
Sprinkler	2	13	12	
Site Plan	5	9	6	
Fire Alarm/Hood	0	5	13	
Demolition	1	4	1	
Addition	0	0	0	
Annual Business Inspections	244	606	527	14.99%
Annual Initial			256	
Reinspections			271	
Enforcement				
Pre-Occupancy Inspections				
Certificate of Occupancy Insp.	3	17	11	
Not Ready	0	0	0	
Walk Through	0	8	2	
Tent Inspections	0	0	0	
Protection/Detection Systems	8	60	29	
Complaint Investigation	1	2	0	
Vacant/Closed Businesses	0	4	16	
Investigations	2	7	3	
Smoke Detector Installations	52	191	269	-29.00%
CO Alarm Installations	15	63	53	18.87%

CHEMICAL INVENTORY SURVEYS	MAR 2024	2024 YTD	2023 YTD	YTD CHANGE
Surveys returned	43	619	932	-33.58%

5 YR YTD TOTAL CONSTRUCTION PLAN REVIEWS



5 YR YTD TOTAL INSPECTIONS



PICTURE(S) OF THE MONTH



"Dumpy" traffic attenuator ready to respond (above) and deployed on an accident on East Beltline near 28th on March 11, 2024.

