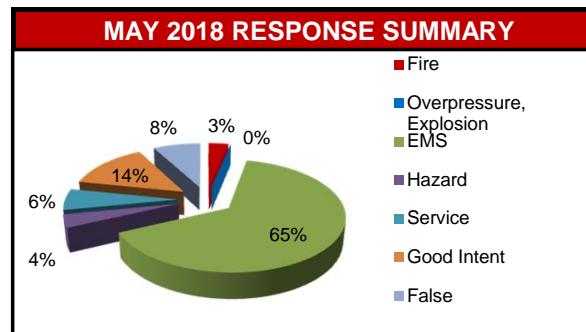
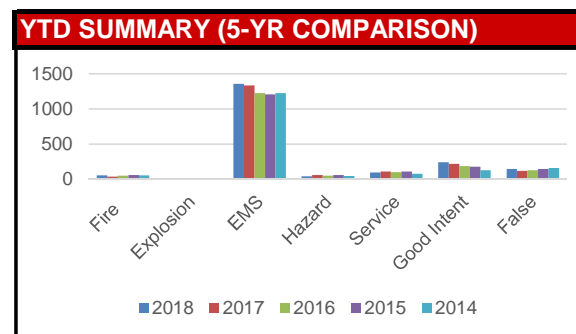


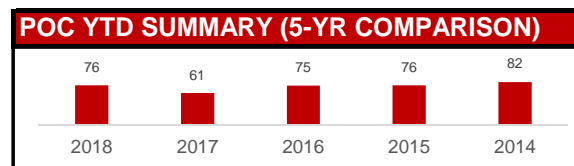
RESPONSE SUMMARY				
NFIRS INCIDENT TYPE SERIES	MAY 2018	2018 YTD	2017 YTD	YTD CHANGE
Fire	13	57	39	46.15%
Explosion, Excessive Heat	0	1	0	
EMS	256	1356	1334	1.65%
Hazard	15	45	64	-29.69%
Service	25	98	113	-13.27%
Good Intent	55	244	221	10.41%
False	31	147	121	21.49%
Other	0	0	2	
<b>TOTAL</b>	<b>395</b>	<b>1948</b>	<b>1894</b>	<b>2.85%</b>



MAY FIRES	
Building	Woodfield East, 52nd, Sorrento
Cooking	Thornberry, Wingate
Trash, Rubbish, Dumpster	Castle Bluff Ct., 48th, East-West Trail/Blaine
	Danvers Ct.
Mobile Home	Knife
Grass, Vegetation	Broadmoor, Breton
Passenger Vehicle	28th



POC RESPONSE SUMMARY				
	MAY 2018	2018 YTD	2017 YTD	YTD CHANGE
Toned Out Calls	13	76	61	24.59%



MAY REASON FOR EMS CALL (excluding Unknown, NA)							
Abdominal Pain	2	Chest Pain	17	Headache	2	Psych. Prob/Suicide Attempt	
Allergies		Choking		Heart Problems	3	Sick	7
Animal Bite		CO Poisoning/Hazmat		Heat/Cold Exposure		Stab/Gunshot	
Assault		Convulsions/Seizure	8	Hemorrhage/Laceration	2	Stroke/CVA	10
Back Pain	2	Diabetic Problem	5	Industrial Accident		Traffic Accident	8
Breathing Problem	23	Drowning		Medical Alarm	2	Traumatic Injury	7
Burns		Eye Problem		Overdose/Ingestion/Poisoning	3	Transfer/Interfacility/Palliative Care	
Cardiac Arrest	5	Falls	19	Pregnancy/Childbirth	2	Unconscious/Fainting	16

NARCAN (NALOXONE) USE				
	MAY 2018	2018 YTD	2017 YTD	YTD CHANGE
Times Administered	1	11	11	0.00%

**MAY AID BY DEPARTMENT (Multiple departments may respond to single incident)**

DEPARTMENT	Given	Received
Airport	1	
Byron Twp.	1	
Caledonia		
Cascade	1	
Cutlerville	6	1
Dutton/Gaines	1	1
Grand Rapids	3	1
Grand Rapids Twp.		
Grandville		
Wyoming	2	

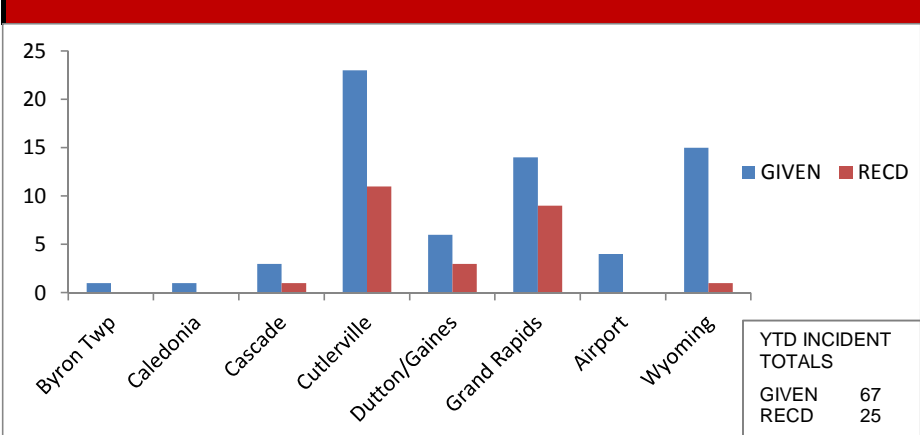
**CASUALTIES**

	MAY 2018	2018 YTD	2017 YTD
Fire Service Injuries	0	2	0
Civilian Injuries	0	1	1
Fire Service Deaths	0	0	0
Civilian Deaths	0	0	0

**FIRE PREVENTION BUREAU**

ACTIVITIES	MAY 2018	2018 YTD	2017 YTD	YTD CHANGE
Construction Plan Review	30	136	143	-4.90%
New Construction	3	6	7	
Remodel	12	56	62	
Sprinkler	9	46	35	
Site Plan	3	13	17	
Fire Alarm	3	15	22	
Annual Business Inspections	50	380	580	-34.48%
Annual Initial	27	257	415	
Reinspections	23	122	164	
Occupancy Capacity Checks	0	0	97	
Pre-Occupancy Inspections	0	0	0	
Certificate of Occupancy Insp.	0	2	34	
Not Ready	0	4	3	
Walk Through	0	3	15	
Tent Inspections	0	0	0	
Protection/Detection Systems	0	17	26	
Complaint Investigation	1	5	7	
Vacant/Closed Businesses	11	31	36	
Investigations	1	13	5	
Smoke Detector Installations	5	17	197	
CO Alarm Installations	0	0	26	

**YTD AID**



**PICTURE OF THE MONTH**



36th and East Paris Railroad Crossing  
 Driver walked away and refused medical attention  
 May 17, 2018