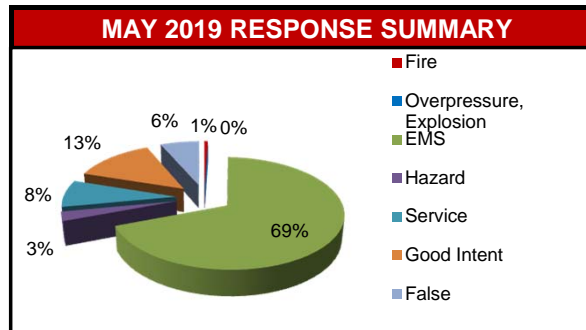
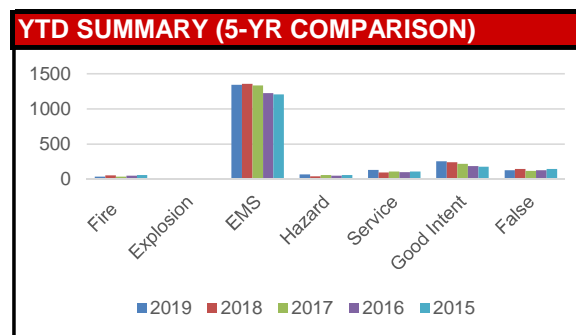


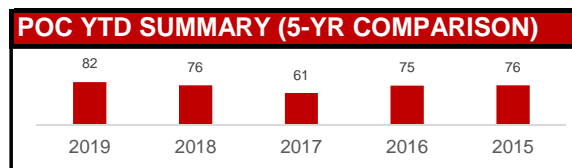
RESPONSE SUMMARY				
NFIRS INCIDENT TYPE SERIES	MAY 2019	2019 YTD	2018 YTD	YTD CHANGE
Fire	2	41	57	-28.07%
Explosion, Excessive Heat	0	0	1	
EMS	255	1346	1356	-0.74%
Hazardous Condition, Standby	10	74	45	64.44%
Service	30	137	98	39.80%
Good Intent	50	257	244	5.33%
False	24	133	147	-9.52%
Other	0	1	0	
TOTAL	371	1989	1948	2.10%



MAY FIRES	
Building	Summerbreeze
Cooking	Lantana



POC RESPONSE SUMMARY				
	MAY 2019	2019 YTD	2018 YTD	YTD CHANGE
Toned Out Calls	13	82	76	7.89%



MAY REASON FOR EMS CALL (excluding Unknown, NA)							
Abdominal Pain	2	Chest Pain	22	Headache	3	Psych. Prob/Suicide Attempt	4
Allergies	1	Choking		Heart Problems		Sick	5
Animal Bite		CO Poisoning/Hazmat		Heat/Cold Exposure		Stab/Gunshot	
Assault		Convulsions/Seizure	2	Hemorrhage/Laceration	1	Stroke/CVA	2
Back Pain	1	Diabetic Problem	2	Industrial Accident		Traffic Accident	7
Breathing Problem	31	Electrocution/Lightning		Medical Alarm		Traumatic Injury	2
Burns		Eye Problem		Overdose/Ingestion/Poisoning	1	Transfer/Interfacility/Palliative Care	
Cardiac Arrest	5	Falls	16	Pregnancy/Childbirth		Unconscious/Fainting	13

NARCAN (NALOXONE) USE				
	MAY 2019	2019 YTD	2018 YTD	YTD CHANGE
Times Administered	2	6	11	-45.45%

MAY AID BY DEPARTMENT (Multiple departments may respond to single incident)

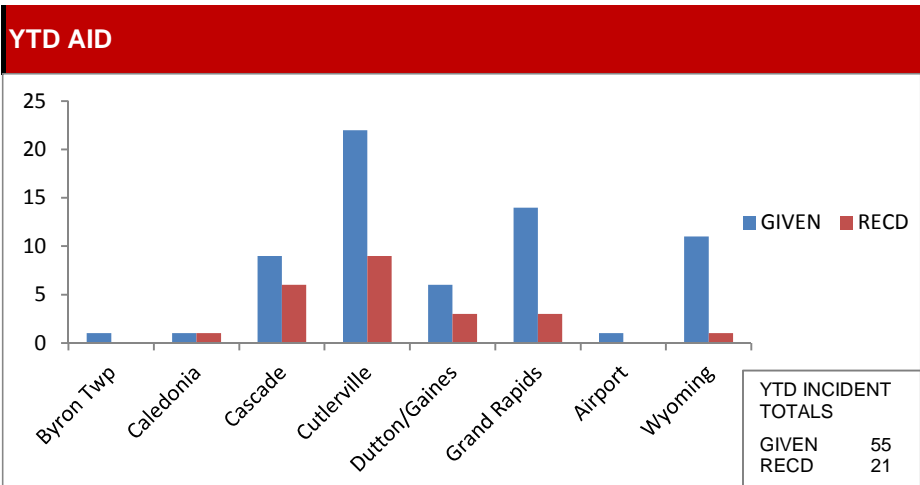
DEPARTMENT	Given	Received
Airport		
Byron Twp.		
Caledonia		
Cascade	4	
Cutlerville	3	2
Dutton/Gaines	2	
Grand Rapids		
Grand Rapids Twp.		
Grandville		
Wyoming	1	

CASUALTIES

	MAY 2019	2019 YTD	2018 YTD
Fire Service Injuries	0	0	2
Civilian Injuries	0	2	1
Fire Service Deaths	0	0	0
Civilian Deaths	0	1	0

FIRE PREVENTION BUREAU

ACTIVITIES	MAY 2019	2019 YTD	2018 YTD	YTD CHANGE
Construction Plan Review	34	155	136	13.97%
New Construction	5	20	6	
Remodel	8	46	56	
Sprinkler	6	33	46	
Site Plan	5	28	13	
Fire Alarm	10	28	15	
Annual Business Inspections	64	278	380	-26.84%
Annual Initial	40	188	257	
Reinspections	24	90	122	
Occupancy Capacity Checks	0	0	0	
Pre-Occupancy Inspections	0	0	97	
Certificate of Occupancy Insp.	13	0	0	
Not Ready	0	2	34	
Walk Through	11	4	3	
Tent Inspections	0	3	15	
Protection/Detection Systems	15	0	0	
Complaint Investigation	0	17	26	
Vacant/Closed Businesses	10	31	36	
Investigations	0	10	12	-16.67%
Smoke Detector Installations	18	56	17	229.41%
CO Alarm Installations	5	23	0	



PICTURES OF THE MONTH



During the month fire personnel completed fire scenarios and evolutions at the Wyoming Training Center.