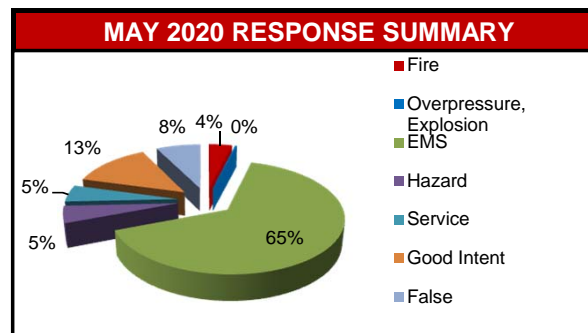
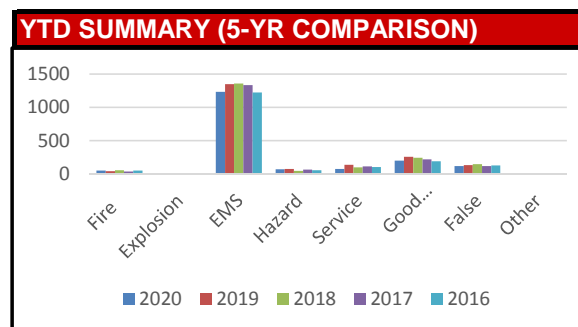


RESPONSE SUMMARY				
NFIRS INCIDENT TYPE SERIES	MAY 2020	2020 YTD	2019 YTD	YTD CHANGE
Fire	13	54	41	31.71%
Explosion, Excessive Heat	1	2	0	
EMS	220	1231	1346	-8.54%
Hazardous Condition, Standby	17	71	74	-4.05%
Service	17	74	137	-45.99%
Good Intent	45	200	257	-22.18%
False	25	120	133	-9.77%
Other	0	0	1	
TOTAL	338	1752	1989	-11.92%

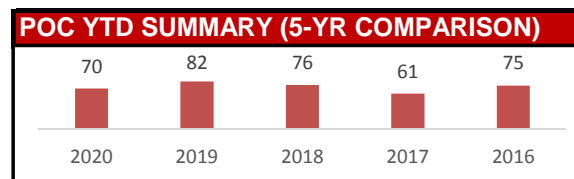


MAY FIRES	
Building	Hartstone 76th, Burgis, Freeton, Eastern, Paris, Ridgemoor
Cooking	Drummond
Vehicle	44th
Brush, Grass, Trash	28th (3), Breton
Dumpster, Commercial Compactor Stove	



POC RESPONSE SUMMARY				
	MAY 2020	2020 YTD	2019 YTD	YTD CHANGE
Toned Out Calls	12	70	82	-14.63%

Since mid-March no POC have responded, but would have been called.



MAY REASON FOR EMS CALL (excluding Unknown, NA)							
Abdominal Pain	4	Chest Pain	15	Headache		Psych. Prob/Suicide Attempt	1
Allergies		Choking		Heart Problems	1	Sick	1
Animal Bite		CO Poisoning/Hazmat		Heat/Cold Exposure		Stab/Gunshot	1
Assault		Convulsions/Seizure	3	Hemorrhage/Laceration	1	Stroke/CVA	1
Back Pain		Diabetic Problem	2	Industrial Accident		Traffic Accident	11
Breathing Problem	15	Electrocution/Lightning		Medical Alarm		Traumatic Injury	
Burns		Eye Problem		Overdose/Ingestion/Poisoning		Transfer/Interfacility/Palliative Care	
Cardiac Arrest	6	Falls	17	Pregnancy/Childbirth	1	Unconscious/Fainting	8

NARCAN (NALOXONE) USE				
	MAY 2020	2020 YTD	2019 YTD	YTD CHANGE
Times Administered	1	8	6	33.33%

MAY AID BY DEPARTMENT (Multiple departments may respond to single incident)

DEPARTMENT	Given	Received
Airport		
Byron Twp.	1	
Caledonia		
Cascade		
Cutlerville	4	1
Dutton/Gaines	2	1
Grand Rapids	2	2
Grand Rapids Twp.		
Grandville		
Wyoming	3	

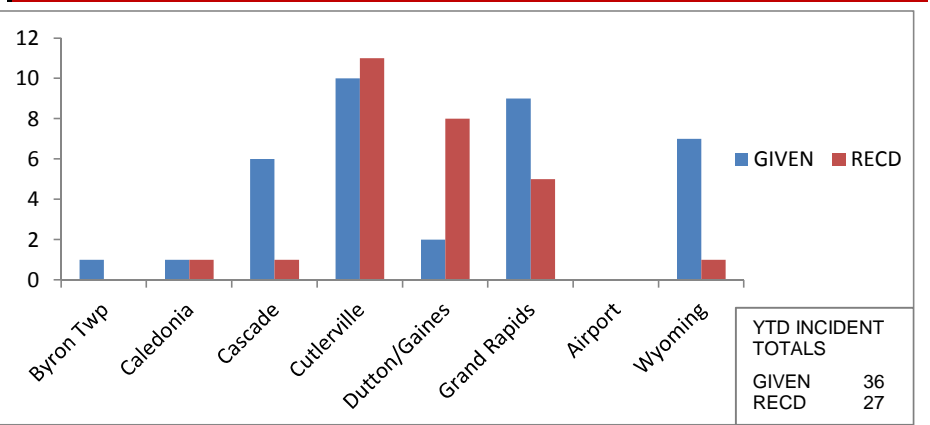
CASUALTIES

	MAY 2020	2020 YTD	2019 YTD
Fire Service Injuries	0	1	0
Civilian Injuries	0	2	2
Fire Service Deaths	0	0	0
Civilian Deaths	0	1	1

FIRE PREVENTION BUREAU

ACTIVITIES	MAY 2020	2020 YTD	2019 YTD	YTD CHANGE
Construction Plan Review	11	93	155	-40.00%
New Construction/Addition	1	6	20	
Remodel	1	26	46	
Sprinkler	3	22	33	
Site Plan	1	20	28	
Fire Alarm	3	18	28	
Demolition	0	1		
Annual Business Inspections	0	157	278	-43.53%
Annual Initial	0	112	188	
Reinspections	0	45	90	
Pre-Occupancy Inspections	0	4	4	
Certificate of Occupancy Insp.	1	21	28	
Not Ready	0	0	1	
Walk Through	1	7	39	
Tent Inspections	0	0	0	
Protection/Detection Systems	7	45	45	
Complaint Investigation	0	4	5	
Vacant/Closed Businesses	0	13	31	
Investigations	2	13	10	30.00%
Smoke Detector Installations	0	147	56	162.50%
CO Alarm Installations	0	15	23	-34.78%

YTD AID



PICTURE OF THE MONTH



Hidden Lakes/Walnut Hills
17-May-20
Pin-In with Extrication