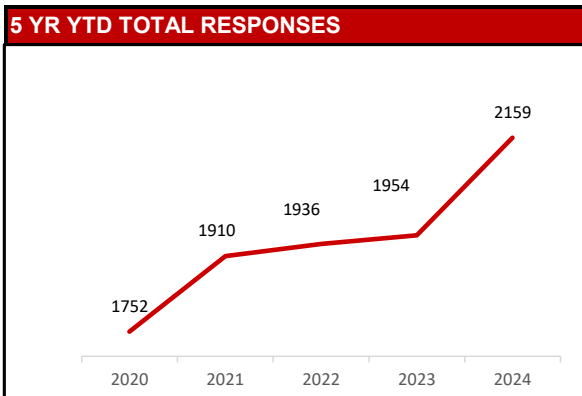
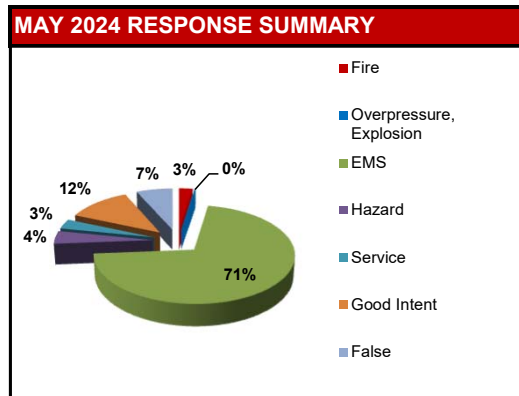
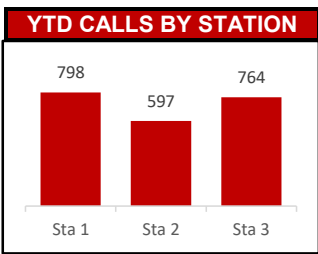
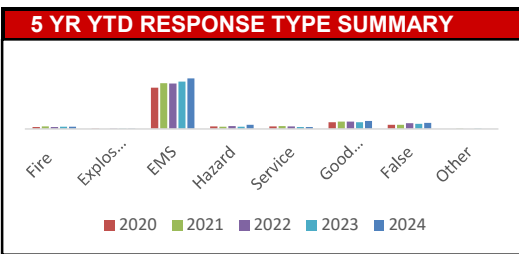


SUMMARY				
NFIRS INCIDENT TYPE SERIES	MAY 2024	2024 YTD	2023 YTD	YTD CHANGE
Fire	12	61	62	-1.61%
Explosion, Excessive Heat	1	6	3	
EMS	341	1507	1418	6.28%
Hazardous Condition, Standby	21	119	65	83.08%
Service	16	57	57	0.00%
Good Intent	57	236	195	21.03%
False	32	173	153	13.07%
Other	0	0	1	
<b>TOTAL</b>	<b>480</b>	<b>2159</b>	<b>1954</b>	<b>10.49%</b>



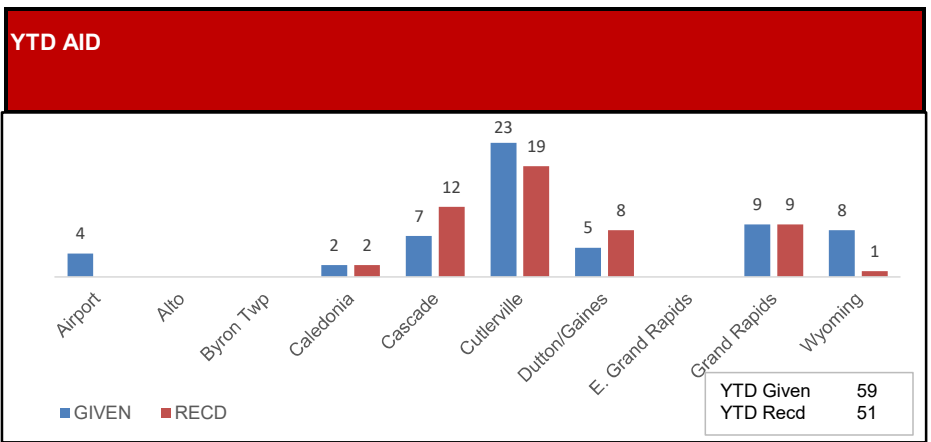
**MAY FIRES (injury, aid given)**

Building	Breton, Tierra, Harp, East Falling Leaf, Kiverton Ridge, Edgewood
Cooking	Ridgebrook, Hidden Lakes, Stanford
Trash, Rubbish	Wrightwind
Brush	40th, Park East Ct



**MAY AID BY DEPARTMENT (Multiple departments may respond to single incident)**

DEPARTMENT	Mutual		Automatic	
	Given	Reason	Received	Reason
Caledonia				
Cascade			2	Smoke
Cutlerville	2	Bldg-can, EMS	5	3 Bldg, heat, cooking
Dutton/Gaines			3	Bldg, 3 MVA
Grand Rapids	2	Bldg, Smoke		Smoke
Wyoming	3	EMS		
Airport	2	Aircraft standby		
Grand Rapids Twp.				



**MAY REASON FOR EMS CALL (excluding Unknown, NA)**

Abdominal Pain	5	Chest Pain	29	Head Injury	7	Pregnancy/Childbirth	6
Allergies	3	Choking	2	Headache	2	Psych Prob/Suicide Attempt	5
Altered Mental Status	33	CO/Hazmat		Heart Problems	3	Sick	3
Assault	3	Seizures	15	Heat/Cold Exposure		Stab/Gunshot	1
Auto vs Pedestrian	2	Diabetic Problem	4	Hemorrhage/Laceration	1	Stroke/CVA	5
Back Pain	2	Drowning		Hypotension/Hypertension	1	Traffic Accident	20
Breathing Problem	72	Eye Problem		Invalid Assist/Lift Assist	1	Traumatic Injury	6
Burns		Falls	36	Medical Alarm	1	Unconscious/Fainting	11
Cardiac Arrest/Death	3	GI Bleed		Overdose/Ingestion	3	Weak/Lethargic	6

**NARCAN USE**

	MAY 2024	2024 YTD	2023 YTD	YTD CHANGE
Times Administered	3	7	12	-41.67%

**CASUALTIES**

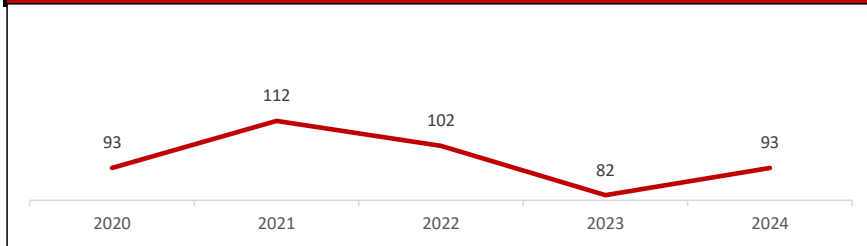
	MAY 2024	2024 YTD	2023 YTD
Fire Service Injuries	0	2	2
Civilian Injuries	1	3	2
Fire Service Deaths	0	0	0
Civilian Deaths	0	0	0

**FIRE PREVENTION BUREAU**

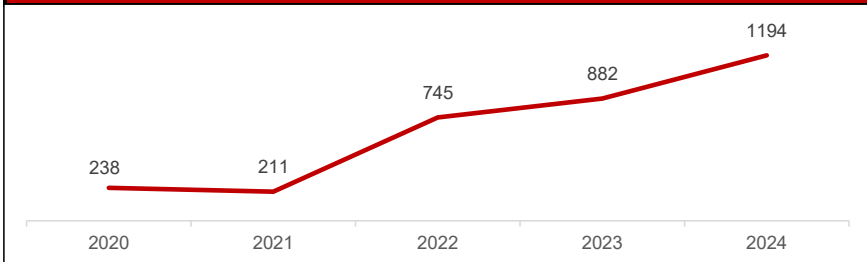
ACTIVITIES	MAY 2024	2024 YTD	2023 YTD	YTD CHANGE
Construction Plan Review	25	93	82	13.41%
New Construction	2	6	4	
Remodel	14	40	28	
Sprinkler	3	18	17	
Site Plan	4	15	8	
Fire Alarm/Hood	1	9	21	
Demolition	1	5	4	
Addition	0	0	0	
Annual Business Inspections	174	1046	786	33.08%
Annual Initial			311	
Reinspections			326	
Enforcement				
Pre-Occupancy Inspections				
Certificate of Occupancy Insp.	3	28	24	
Not Ready	0	0	0	
Walk Through	4	18	4	
Tent Inspections	0	0	0	
Protection/Detection Systems	25	94	66	
Complaint Investigation	0	8	0	
Vacant/Closed Businesses	0	4	18	
Investigations	3	11	8	
Smoke Detector Installations	61	309	357	-13.45%
CO Alarm Installations	16	97	73	32.88%

CHEMICAL INVENTORY SURVEYS	MAY 2024	2024 YTD	2023 YTD	YTD CHANGE
Surveys returned	9	732	958	-23.59%

**5 YR YTD TOTAL CONSTRUCTION PLAN REVIEWS**



**5 YR YTD TOTAL INSPECTIONS**



**PICTURE(S) OF THE MONTH**

Dryer Fires on Harp St.



May 8, 2024



February 10, 2018